



2023

**CONSOLIDATED ANNUAL PERFORMANCE  
EVALUATION REPORT (CAPER)**



## CR-05 - Goals and Outcomes

### Progress the jurisdiction has made in carrying out its strategic plan and its action plan. 91.520(a)

This could be an overview that includes major initiatives and highlights that were proposed and executed throughout the program year.

For Program Year 2023, the City of Richland received a total allocation of \$997,057.00 in federal funds, which included \$280,270 in CDBG funding and \$716,787 in HOME Investment Partnership Program funding. The City of Richland Community Development Block Grant and Tri-Cities HOME Consortium provides a coordinated approach to addressing community needs. The programs partner with local non-profit agencies, internal City Departments, the Community Action Committee and Benton-Franklin Housing Consortium.

Advertisement for a CHDO was not successful until December of 2023, when Habitat for Humanity came forward with a full CHDO application and proposition. A CHDO agreement was signed and has been implemented for 2024.

### Comparison of the proposed versus actual outcomes for each outcome measure submitted with the consolidated plan and explain, if applicable, why progress was not made toward meeting goals and objectives. 91.520(g)

Categories, priority levels, funding sources and amounts, outcomes/objectives, goal outcome indicators, units of measure, targets, actual outcomes/outputs, and percentage completed for each of the grantee's program year goals.

| Goal  | Category                          | Source / Amount | Indicator   | Unit of Measure  | Expected – Strategic Plan | Actual – Strategic Plan | Percent Complete | Expected – Program Year | Actual – Program Year | Percent Complete |
|---|-----------------------------------|-----------------|---|------------------|---------------------------|-------------------------|------------------|-------------------------|-----------------------|------------------|
| Community, Neighborhood, and Economic Development | Non-Housing Community Development | CDBG: \$        | Public Facility or Infrastructure Activities other than Low/Moderate Income Housing Benefit | Persons Assisted | 27662                     | 25728                   | 93.01%           | 1048                    | 3029                  | 289.03%          |

|   |                                     |                     |   |                        |      |      |         |     |     |         |
|---|-------------------------------------|---------------------|---|------------------------|------|------|---------|-----|-----|---------|
| Community, Neighborhood, and Economic Development | Non-Housing Community Development   | CDBG: \$            | Homeless Person Overnight Shelter   | Persons Assisted       | 0    | 0    |         | 0   | 0   |         |
| Community, Neighborhood, and Economic Development | Non-Housing Community Development   | CDBG: \$            | Overnight/Emergency Shelter/Transitional Housing Beds added                                 | Beds                   | 0    | 0    |         | 0   | 0   |         |
| Community, Neighborhood, and Economic Development | Non-Housing Community Development   | CDBG: \$            | Jobs created/retained   | Jobs                   | 16   | 16   | 100.00% |     |     |         |
| Homeless Intervention and Public Services         | Homeless Non-Homeless Special Needs | CDBG: \$            | Public Facility or Infrastructure Activities other than Low/Moderate Income Housing Benefit | Persons Assisted       | 0    | 0    |         | 0   | 0   |         |
| Homeless Intervention and Public Services         | Homeless Non-Homeless Special Needs | CDBG: \$            | Public service activities other than Low/Moderate Income Housing Benefit                    | Persons Assisted       | 4800 | 2680 | 55.83%  | 450 | 663 | 147.33% |
| Increase and Preserve Affordable Housing Choice   | Affordable Housing                  | CDBG: \$ / HOME: \$ | Homeowner Housing Added   | Household Housing Unit | 0    | 29   |         | 0   | 0   |         |
| Increase and Preserve Affordable Housing Choice   | Affordable Housing                  | CDBG: \$ / HOME: \$ | Homeowner Housing Rehabilitated   | Household Housing Unit | 25   | 1    | 4.00%   | 20  | 1   | 5.00%   |

|   |                    |                     |  |                     |     |     |         |    |    |        |
|---|--------------------|---------------------|--|---------------------|-----|-----|---------|----|----|--------|
| Increase and Preserve Affordable Housing Choice | Affordable Housing | CDBG: \$ / HOME: \$ | Direct Financial Assistance to Homebuyers        | Households Assisted | 63  | 13  | 20.63%  | 3  | 0  | 0.00%  |
| Increase and Preserve Affordable Housing Choice | Affordable Housing | CDBG: \$ / HOME: \$ | Tenant-based rental assistance / Rapid Rehousing | Households Assisted | 262 | 269 | 102.67% | 62 | 46 | 74.19% |

**Table 1 - Accomplishments – Program Year & Strategic Plan to Date**

**Assess how the jurisdiction’s use of funds, particularly CDBG, addresses the priorities and specific objectives identified in the plan, giving special attention to the highest priority activities identified.**

The City of Richland allocated funding to address the Consolidated Plan priorities and objectives in the 2023 Annual Action Plan that benefitted lower-income individuals and families as listed below:

CDBG: Public facilities and infrastructure improvement continues to be a high priority. Due to the complexity of planning, procurement, and construction; capital projects often span beyond one year. The City of Richland, Public Works Department received funding for removal of material and architectural barriers that restrict the mobility and accessibility of elderly and disabled persons. Right-of-way negotiations are yet to be resolved; therefore, this project could not be completed in 2023 and has been extended to 2024. The 2022 project was extended to 2023 has been completed in which **2720** people may benefit from the removal of architectural barriers. Domestic Violence Services was able to finalize the fencing project, yet due to the weather, the landscaping portion of the project has been extended to 2024, therefore this project could not be finalized. The roofing project that was to be completed in 2022 yet extended to 2023 has been completed. A total of **303** people were residing in the shelter in 2023. The Elijah Family Homes remodel was completed within the timeframe benefiting **6** people.

Public Service continues to be an important component to the citizens of Richland. A total of 639 residents received services through Meals on Wheels and 24 developmentally disables received scholarships through ARC.

HOME: Each City set aside funding for Down-Payment Assistance, unfortunately a qualified application was not received due to the current housing market and interest rates. The Tenant-Based Rental Assistance Program was fully implemented in December of 2022 through 2023. 46

families received assistance. The HOME Consortium also allocated funding for Owner-Occupied Rehabilitation for health and safety violations. Pasco was able to complete one rehabilitation and one applicant did not move forward. Richland had 8 homebuyers expressed an interest, Three homes completed inspections, two home did not move forward. The other home is still trying to gather necessary information to move forward. Kennewick received one unqualified application.

CDBG-CV: A substantial amendment was completed to allocate funding to the City for a lighting project in a low-mod area. An engineering firm was hired to determine proper lighting for the city owned parking lot. Next steps will include the purchase and installation of lights.

## CR-10 - Racial and Ethnic composition of families assisted

Describe the families assisted (including the racial and ethnic status of families assisted).

91.520(a)

|   | CDBG         | HOME      |
|---|--------------|-----------|
| White                                     | 3,092        | 36        |
| Black or African American                 | 225          | 3         |
| Asian                                     | 112          | 0         |
| American Indian or American Native        | 74           | 0         |
| Native Hawaiian or Other Pacific Islander | 9            | 0         |
| <b>Total</b>                              | <b>3,512</b> | <b>39</b> |
| Hispanic                                  | 270          | 21        |
| Not Hispanic                              | 3,242        | 18        |

Table 2 – Table of assistance to racial and ethnic populations by source of funds

### Narrative

The CDBG and HOME programs require the City to report race and ethnic data for all individuals and families receiving a benefit during the program year from either funding source. The HOME Consortium documents are available in English and Spanish.

Multi-racial is not outlined in the chart above: ARC of Tri-Cities had 7 indication multi-racial. Domestic Violence Services had 159 multi-racial. The Tenant-Based Rental Assistance Program had 8 indicating multi-racial.

American Indian / Alaskan Native AND White is not outlined in the chart above: Domestic Violence Services had 14 indicating American Indian / Alaskan Native AND White.

**CR-15 - Resources and Investments 91.520(a)**

**Identify the resources made available**

| Source of Funds | Source           | Resources Made Available | Amount Expended During Program Year |
|-----------------|------------------|--------------------------|-------------------------------------|
| CDBG            | public - federal | 344,879                  | 228,247                             |
| HOME            | public - federal | 816,787                  | 563,912                             |

**Table 3 - Resources Made Available**

**Narrative**

These resources include the current grant award, unexpended prior year grant funds, program income and revolving loan funds.

The amount resources expended in calendar year 2023 was made up of \$228,246.97 of CDBG for administration, project management and project costs for public service and public facilities activities. Two projects, from 2022 had expenditures in 2023 of \$44,343.62 which was made up of CV \$20,302.81 projects and other non-CV projects of \$24,040.81 expenditures. These projects were completed early 2023 and included in 2023 reported CAPER even though they were started in 2022. We have a public works project and CV project continuing into 2024 and expected to be completed in 2024.

Of the CDBG-CV resources made available, \$24,245.11 was expended during the 2023 program year for administrative, economic development and public service activities in response to the pandemic.

The City and Consortium did not receive HOPWA, ESG or Other resources.

The City’s HOME expenditures do not match what is reported in the Integrated Disbursement Information System (IDIS). IDIS is reported on a cash basis and the City reports on an accrual basis. In HOME, \$563,911.85 was expended; this amount includes expenditures from prior year not realized in IDIS until 2023. Expenditures were for Consortium planning and administration, project management and project costs, project delivery and direct financial assistance for activities.

**Identify the geographic distribution and location of investments**

| Target Area | Planned Percentage of Allocation | Actual Percentage of Allocation | Narrative Description |
|-------------|----------------------------------|---------------------------------|-----------------------|
|             |                                  |                                 |                       |

**Table 4 – Identify the geographic distribution and location of investments**

**Narrative**

The City of Richland does not distribute CDBG funds based on geographical location, rather throughout the City as a whole to benefit low-and moderate-income households. HOME funds expended were within each City limit and benefited households that were low-and moderate-income households.



**Leveraging**

**Explain how federal funds leveraged additional resources (private, state, and local funds), including a description of how matching requirements were satisfied, as well as how any publicly owned land or property located within the jurisdiction that were used to address the needs identified in the plan.**

The CDBG Program has no requirement for a local match, and the City does not have any publicly owned land or property available to address the needs identified in the Consolidated Plan. The fact notwithstanding, recipients of CDBG funds from the City frequently use other resources to augment and expand programming.

| <b>Fiscal Year Summary – HOME Match</b>  |           |
|--|-----------|
| 1. Excess match from prior Federal fiscal year                                 | 2,066,705 |
| 2. Match contributed during current Federal fiscal year                        | 0         |
| 3. Total match available for current Federal fiscal year (Line 1 plus Line 2)  | 2,066,705 |
| 4. Match liability for current Federal fiscal year                             | 0         |
| 5. Excess match carried over to next Federal fiscal year (Line 3 minus Line 4) | 2,066,705 |

**Table 5 – Fiscal Year Summary - HOME Match Report**

| <b>Match Contribution for the Federal Fiscal Year</b> |                             |                                   |                                      |                                     |                                |  |                       |                    |
|---|-----------------------------|-----------------------------------|--------------------------------------|-------------------------------------|--------------------------------|--|-----------------------|--------------------|
| <b>Project No. or Other ID</b>                        | <b>Date of Contribution</b> | <b>Cash (non-Federal sources)</b> | <b>Foregone Taxes, Fees, Charges</b> | <b>Appraised Land/Real Property</b> | <b>Required Infrastructure</b> | <b>Site Preparation, Construction Materials, Donated labor</b> | <b>Bond Financing</b> | <b>Total Match</b> |
|   |                             |                                   |                                      |                                     |                                |  |                       |                    |

**Table 6 – Match Contribution for the Federal Fiscal Year**

**HOME MBE/WBE report**

| <b>Program Income – Enter the program amounts for the reporting period</b> |  |  |                                       |   |
|--|--|--|---------------------------------------|---|
| <b>Balance on hand at begin-ning of reporting period</b><br>\$             | <b>Amount received during reporting period</b><br>\$ | <b>Total amount expended during reporting period</b><br>\$ | <b>Amount expended for TBRA</b><br>\$ | <b>Balance on hand at end of reporting period</b><br>\$ |
| 1,263,901  | 101,130  | 38,398   | 35,821                                | 1,290,811   |

**Table 7 – Program Income**

| <b>Minority Business Enterprises and Women Business Enterprises – Indicate the number and dollar value of contracts for HOME projects completed during the reporting period</b> |       |                                   |                           |                    |          |                    |
|---|-------|-----------------------------------|---------------------------|--------------------|----------|--------------------|
|   | Total | Minority Business Enterprises     |                           |                    |          | White Non-Hispanic |
|   |       | Alaskan Native or American Indian | Asian or Pacific Islander | Black Non-Hispanic | Hispanic |                    |
| <b>Contracts</b>  |       |                                   |                           |                    |          |                    |
| Dollar Amount   | 0     | 0                                 | 0                         | 0                  | 0        | 0                  |
| Number  | 0     | 0                                 | 0                         | 0                  | 0        | 0                  |
| <b>Sub-Contracts</b>  |       |                                   |                           |                    |          |                    |
| Number  | 0     | 0                                 | 0                         | 0                  | 0        | 0                  |
| Dollar Amount   | 0     | 0                                 | 0                         | 0                  | 0        | 0                  |
|   | Total | Women Business Enterprises        | Male                      |                    |          |                    |
| <b>Contracts</b>  |       |                                   |                           |                    |          |                    |
| Dollar Amount   | 0     | 0                                 | 0                         |                    |          |                    |
| Number  | 0     | 0                                 | 0                         |                    |          |                    |
| <b>Sub-Contracts</b>  |       |                                   |                           |                    |          |                    |
| Number  | 0     | 0                                 | 0                         |                    |          |                    |
| Dollar Amount   | 0     | 0                                 | 0                         |                    |          |                    |

**Table 8 - Minority Business and Women Business Enterprises**

| <b>Minority Owners of Rental Property – Indicate the number of HOME assisted rental property owners and the total amount of HOME funds in these rental properties assisted</b> |       |                                   |                           |                    |          |                    |
|--|-------|-----------------------------------|---------------------------|--------------------|----------|--------------------|
|  | Total | Minority Property Owners          |                           |                    |          | White Non-Hispanic |
|  |       | Alaskan Native or American Indian | Asian or Pacific Islander | Black Non-Hispanic | Hispanic |                    |
| Number   | 0     | 0                                 | 0                         | 0                  | 0        | 0                  |
| Dollar Amount  | 0     | 0                                 | 0                         | 0                  | 0        | 0                  |

**Table 9 – Minority Owners of Rental Property**

| <b>Relocation and Real Property Acquisition</b> – Indicate the number of persons displaced, the cost of relocation payments, the number of parcels acquired, and the cost of acquisition |       |                                   |                           |                    |          |                    |
|--|-------|-----------------------------------|---------------------------|--------------------|----------|--------------------|
| Parcels Acquired   |       | 0                                 |                           | 0                  |          |                    |
| Businesses Displaced   |       | 0                                 |                           | 0                  |          |                    |
| Nonprofit Organizations Displaced  |       | 0                                 |                           | 0                  |          |                    |
| Households Temporarily Relocated, not Displaced  |       | 0                                 |                           | 0                  |          |                    |
| Households Displaced   | Total | Minority Property Enterprises     |                           |                    |          | White Non-Hispanic |
|  |       | Alaskan Native or American Indian | Asian or Pacific Islander | Black Non-Hispanic | Hispanic |                    |
| Number   | 0     | 0                                 | 0                         | 0                  | 0        | 0                  |
| Cost   | 0     | 0                                 | 0                         | 0                  | 0        | 0                  |

**Table 10 – Relocation and Real Property Acquisition**

## CR-20 - Affordable Housing 91.520(b)

Evaluation of the jurisdiction's progress in providing affordable housing, including the number and types of families served, the number of extremely low-income, low-income, moderate-income, and middle-income persons served.

|  | One-Year Goal | Actual     |
|--|---------------|------------|
| Number of Homeless households to be provided affordable housing units      | 276           | 309        |
| Number of Non-Homeless households to be provided affordable housing units  | 62            | 46         |
| Number of Special-Needs households to be provided affordable housing units | 0             | 0          |
| <b>Total</b>   | <b>338</b>    | <b>355</b> |

Table 11 – Number of Households

|  | One-Year Goal | Actual    |
|--|---------------|-----------|
| Number of households supported through Rental Assistance             | 62            | 46        |
| Number of households supported through The Production of New Units   | 0             | 0         |
| Number of households supported through Rehab of Existing Units       | 20            | 1         |
| Number of households supported through Acquisition of Existing Units | 3             | 0         |
| <b>Total</b>   | <b>85</b>     | <b>47</b> |

Table 12 – Number of Households Supported

### Discuss the difference between goals and outcomes and problems encountered in meeting these goals.

The anticipated number of homeless to be supported was 276 for the rehabilitation of the Domestic Violence Services Shelter and a duplex for Elijah Family Homes. Regarding the Domestic Violence Shelter renovation, the fence was completed yet the landscaping has been extended to 2024 due to weather concerns. The 2022 project to complete the roof of the Domestic Violence Shelter was completed in 2023 serving **303** people . The duplex renovation of Elijah Family Homes was completed in 2023 which serves **6** people.

The TBRA program was implemented in December of 2022 and completed in 2023. The goal was to provide rental assistance to 62 households. 46 households received assistance. Additional funding was allocated for 2024 to allow for additional families to received assistance.

Regarding rehabilitation of 20 units, this goal was unrealistic. City of Pasco was only able to rehabilitate one home as another home did not qualify. Kennewick received one application that did not qualify. Richland had contact with 8 potential applicants. Three decided to move forward with an inspection yet chose not to move forward when the inspection was reviewed. One is still gathering all the necessary information in order to consider a rehabilitation.

The goal was to provide Down-Payment Assistance to one home in each of the three cities. Due to the current housing prices and interest rate a qualified applicant could not be located.

**Discuss how these outcomes will impact future annual action plans.**

The HOME Program will not be funding HOME-Owner-Occupied Rehabilitation in 2024. A decision was made for each City to determine if they wanted to provide Owner-Occupied Rehabilitation through CDBG funds. Rather one home will be fully rehabilitated in one of the three cities with the funding.

**Include the number of extremely low-income, low-income, and moderate-income persons served by each activity where information on income by family size is required to determine the eligibility of the activity.**

| Number of Households Served | CDBG Actual  | HOME Actual |
|-----------------------------|--------------|-------------|
| Extremely Low-income        | 215          | 28          |
| Low-income                  | 3,226        | 13          |
| Moderate-income             | 139          | 4           |
| <b>Total</b>                | <b>3,580</b> | <b>45</b>   |

**Table 13 – Number of Households Served**

**Narrative Information**

Households served with CDBG funding are 80% or below the AMI, with a goal of 60% or below AMI. All households served with TBRA funding were to be at 60% or below the AMI. Down-Payment Assistance and Owner-Occupied Rehabilitation was to serve households at 80% or below the AMI.

For the HOME Program one person was 60-80% AMI therefore only received one month of assistance. Meals on Wheels had 112 clients between 60-80% AMI.

## **CR-25 - Homeless and Other Special Needs 91.220(d, e); 91.320(d, e); 91.520(c)**

**Evaluate the jurisdiction's progress in meeting its specific objectives for reducing and ending homelessness through:**

### **Reaching out to homeless persons (especially unsheltered persons) and assessing their individual needs**

The City of Richland supports activities outlined in the Consolidated Plan to strengthen and coordinate efforts with housing, non-profit and economic development. Richland continues to be an active member of the Continuum of Care board. The City of Richland participated in the PIT count. The City of Richland has spearheaded a Community Support and Lunch on a quarterly basis. The Community Support and Lunch offers resources to those experiencing homelessness in one location. This event also provides haircuts, meals, and hygiene products.

### **Addressing the emergency shelter and transitional housing needs of homeless persons**

Local agencies in coordination with CoC work to address the need for emergency shelter and transitional housing for homeless households through Housing Resource Center (Coordinated Entry System). The purpose of the Coordinated Entry System is to provide the quickest access to the most appropriate housing and homeless provider for every household experiencing or at-risk of homelessness through a standardized assessment and referral process.

### **Helping low-income individuals and families avoid becoming homeless, especially extremely low-income individuals and families and those who are: likely to become homeless after being discharged from publicly funded institutions and systems of care (such as health care facilities, mental health facilities, foster care and other youth facilities, and corrections programs and institutions); and, receiving assistance from public or private agencies that address housing, health, social services, employment, education, or youth needs**

The City continues to support the recovery program the County is spearheading for individuals experiencing substance abuse. This program will offer housing, case management, basic life skills and wraparound services to increase self-sufficiency and economic sustainability. Without this much-need program, these families may begin to experience homelessness. Through HOME-ARP, a plan has been developed to assist the 4 qualifying populations including those experiencing homelessness and at-risk of homelessness.

The City continues to support and participates in the Benton and Franklin Continuum of Care (CoC) and Benton and Franklin County Department of Human Services as the lead agency for CoC. Benton and Franklin County Department of Human Services manages programs to assist individuals and families at risk of becoming homeless through Coordinated Entry of Care. The City has recently joined the sub-

committee for the unhoused.

The Tri-Cities HOME Consortium has reinstated the Tenant-Based Rental Assistance Program to assist families struggling to pay rent.

In 2024, agencies will receive funding to provide supportive services through HOME-ARP. An RFP will also be implemented in 2024 for the development of affordable housing.

**Helping homeless persons (especially chronically homeless individuals and families, families with children, veterans and their families, and unaccompanied youth) make the transition to permanent housing and independent living, including shortening the period of time that individuals and families experience homelessness, facilitating access for homeless individuals and families to affordable housing units, and preventing individuals and families who were recently homeless from becoming homeless again**

The City did not directly assist chronically homeless individuals and families or unaccompanied youth to make the transition to permanent housing and independent living. However, City staff participate in the PIT count and provide resources to those during the PIT count.

Staff continue to be involved with CoC, and Benton-Franklin County Human Services, which serves as the lead agency for homeless. Staff have also joined the unhoused subcommittee.

The City has also spearheaded the Homeless Support and Breakfast as discussed above. Three events were held in 2023, with over 200 homeless individuals in attendance.



## **CR-30 - Public Housing 91.220(h); 91.320(j)**

### **Actions taken to address the needs of public housing**

The Kennewick Housing Authority and Pasco Housing Authority merged in 2023 to become Benton-Franklin Housing Consortium in 2024. In 2023 Public Housing efforts for Richland were implemented and managed by the Kennewick Housing Authority (KHA).

In 2023, KHA provided long-term subsidized rental assistance to eligible households who had extremely low-to- very low incomes (0 to 50% AMI). KHA receives federal funding under an Annual Contributions Contract (ACC) from HUD. KHA also owns and/or manages 274 units of authority-owned affordable housing in seven different housing communities; of these units, 190 are low rent public housing units in two different locations in Kennewick. KHA is planning to reposition off the public housing platform in a future year likely via a RAD/Section 18 Blend conversion. Post conversion, KHA will continue to manage the units as affordable housing. KHA actively develops affordable housing in our community, anticipating developing, at a minimum, an additional 110 units of housing in the next three to seven years. In 2023 and environmental was completed on land being purchased by the City of Kennewick for approximately 60 affordable housing units in Kennewick. KHA is also in the process of purchasing an apartment completed in Richland to convert to affordable housing.

KHA and PHA soon to be Benton-Franklin Housing Consortium administers a Housing Choice Voucher (Section 8) program across Benton and Franklin County. The 1,034-unit HUD rental assistance allocation includes 42 Project-Based Vouchers which are placed in five different housing communities. KHA and PHA provides over \$500,000 of rental assistance each month on behalf of participants to private landlords across the Kennewick/Richland/Pasco metropolitan statistical area. KHA administers the Veteran's Administration Supported Housing (VASH) program with a direct allocation of 20 vouchers. KHA administers VASH vouchers in which participants have moved to our area from other communities. KHA also administers the Non-Elderly Disabled (NED) voucher program, the Family Unification voucher program (FUP), and the Mainstream (MS) voucher program for persons who are disabled and are at risk of homelessness or homeless.

Recently, KHA partnered with the Consortium, local, state and county investors and the Federal Home Loan Bank of Des Moines to develop Lilac Homes. Construction on Lilac Homes units were completed in September 2021. The project consists of 16 zero-, one- and two-bedroom units for individuals and families experiencing homelessness.

### **Actions taken to encourage public housing residents to become more involved in management and participate in homeownership**

KHA facilitates and encourages residents to attend Resident Council meetings, Meet and Greets with KHA Management and KHA Public Hearings as well as service activities that have the potential to assist residents in becoming self-sufficient or improve the quality of life for residents. With a RAD conversion,

residents will have multiple opportunities for substantial input into the process and KHA anticipates that the conversion will facilitate rehabilitation and updating of public housing units, improving the quality of life for residents.

KHA also offers a Housing Choice Voucher (HCV) Homeownership program. Any voucher holder who qualifies for this program is eligible to participate in this program, and if they qualify for a mortgage loan, purchase a home within our community. The program provides participants an opportunity to utilize their rental assistance payment for homeownership allowing families to purchase homes in areas of opportunity. The program builds stability and self-sufficiency for families. KHA also provides the Family Self-Sufficiency program which provides opportunities to set goals for homeownership, education or employment and build escrow to utilize to fund these goals.

### **Actions taken to provide assistance to troubled PHAs**

KHA is not designated as "troubled"

## **CR-35 - Other Actions 91.220(j)-(k); 91.320(i)-(j)**

**Actions taken to remove or ameliorate the negative effects of public policies that serve as barriers to affordable housing such as land use controls, tax policies affecting land, zoning ordinances, building codes, fees and charges, growth limitations, and policies affecting the return on residential investment. 91.220 (j); 91.320 (i)**

Through its zoning and land use regulations, the City of Richland implements a number of strategies for increasing the supply of affordable housing. These strategies include: 1) Planned Unit Developments that increase the options for housing densities and housing types (e.g., townhouses, multi-family, duplexes; small-lot districts); 2) mixed use development that increases the opportunity for affordable housing to be developed within or in close proximity to essential amenities such as areas of employment, shopping and medical centers; 3) streamlining permitting, and 4) incentive zoning features, such as allowing accessory dwelling units.

All three cities encourage infill development to preserve older neighborhoods, and support increase of housing densities in areas where adequate public facilities and services (police and fire protection, schools, water, sewer, and public transit) are in place or can easily be provided. Building fees and charges are consistently lower in the City compared to other cities of the same size. The only growth limitations placed on the City is through the Growth Management Act.

In 2023, the Traffic Impact Fee was amended. Builders who meet the requirements for affordable housing will have reduced traffic impact fees. The reduction will occur as long as the requirement of affordable housing is maintained.

## **Actions taken to address obstacles to meeting underserved needs. 91.220(k); 91.320(j)**

The need for affordable housing, community development and quality of life for low and moderate-income individuals, families and neighborhoods is tremendous. The continued shrinking of funds serves to be the most significant obstacle to addressing the needs of underserved population. While some of these barriers can be reduced through collaborative processes and increasing program efficiencies, the need will continue to outpace the local revenue. While the City has programs in place to address a range of underserved needs, the amount of funding available for those programs is insufficient to produce outcomes that ensure the basic statutory goals of providing decent housing and suitable living environments. The City supports the efforts of local non-profit agencies to meet the needs of underserved populations. In addition, staff continues to assess and find ways to enhance programs or funding to assist lower income persons.

The actions taken to address obstacles to meeting underserved needs:

- Provide affordable housing: Construction of affordable housing, TBRA and continue to make the Down Payment Assistance Program available.

- Create a safe and accessible living environment: Continue to make available to lower income homeowners the Minor Home Repair program that provides residents with repairs to increase energy efficiency, accessibility, and health/safety.
- Provide economic opportunity through business assistance with job creation/retention for lower income individuals.
- Support public service programs to help people reach self-sufficiency, provide nutritional meals for seniors and recreational/educational opportunities for disabled adults.
- Improving neighborhood parks, enhance the livability of the neighborhood and the removal of architectural barriers that limit seniors and disabled from accessing vital community services.

**Actions taken to reduce lead-based paint hazards. 91.220(k); 91.320(j)**

The evaluation and reduction of lead-based paint hazards are standard operational procedures that apply to all funded projects and programs. Visual lead-based paint inspections are required on all housing built before 1978. The City of Richland will continue to reduce the cost burden for lower income households by paying for testing prior to rehabilitation work not exempt through the OOR program and identifying any lead hazards and assure compliance during and after remediation work. This will be accomplished by granting the costs of lead-based paint inspections, risk assessments, and one clearance exam.

It is also policy that the City provides educational information on lead-based paint to all applicants of housing programs, citizens, and contractors. Applicants for the down-payment assistance program are provided “Protect Your Family From Lead In Your Home” pamphlet. Homeowner Rehabilitation applicants are provided with both the “Protect Your Family From Lead In Your Home” and “Renovate Right” pamphlets. Information is also made available by visiting city offices and via links on city websites.

**Actions taken to reduce the number of poverty-level families. 91.220(k); 91.320(j)**

The most important action the City and Consortium undertook to reduce the number of poverty-level families in 2022 and 2023 was to renew the Tenant Based Rental Assistance Program (TBRA). TBRA assisted 46 families with rent in 2023. TBRA has been renewed for 2024.

The City continues to provide support for very low-income seniors and households with people with disabilities by reducing their utility bills (15% off electricity plus waived base fee, 60% off water, sewer refuse and 33% off stormwater). The City participates in the “Helping Hands” program coordinated through Benton Franklin Community Action Connection (CAC), utilizing donated private funds to assist people in paying their utility bills.

The City has committed to provide 15% of its annual CDBG allocation to public service organizations that serve individuals and families living below the poverty line. These programs help alleviate obstacles many families face due to living below the poverty line while providing tools for them to move beyond their current circumstances.

### **Actions taken to develop institutional structure. 91.220(k); 91.320(j)**

All of the actions taken by the Consortium and City in the management of HOME and CDBG funds are completed within program underwriting guidelines, best practices, and address one or more goals identified in the Consolidated Plan. Coordination between public and private housing and social services agencies is an extremely important activity. The City participates in the meetings of our local Continuum of Care (CoC), which is comprised of various housing and social service agencies. The collaboration of many local stakeholders provides better service to the underserved through many different projects and programs. Collaborating with these institutions is vital to overcoming any gaps in institutional structure, improving the effectiveness of coordination and efficiencies. Our participation will continue in the next plan year.

### **Actions taken to enhance coordination between public and private housing and social service agencies. 91.220(k); 91.320(j)**

City of Richland and Consortium staff coordinate with a variety of public and private housing and social service agencies during the planning, project proposal, and implementation stages of programs through the citizen participation process.

Staff of the cities and representatives of nonprofit services and housing agencies participate on committees crossing jurisdictional lines. This includes involvement in the Continuum of Care planning efforts undertaken by Benton Franklin Human Services, a joint County agency, to oversee reducing homelessness in the counties. Richland continues to work with other community liaisons to encourage cooperation and sharing of information to identify existing resources that might be available to meet community needs.

There is also a close working relationship with the Public Housing Authorities, some of whom have benefited from CDBG and/or HOME funds for assisted housing development activities and whose residents have benefitted from public services delivered by the area's nonprofit agencies.

In 2023 the Community Support and Lunch quarterly event was created in order to bring multiple housing and social service agencies together into one location. This event allows for the different agencies to understand what is available in the community and coordinate with other agencies to assist the homeless population. This event also allows for those experiencing homelessness to meet with multiple agencies in one location.

### **Identify actions taken to overcome the effects of any impediments identified in the jurisdictions analysis of impediments to fair housing choice. 91.520(a)**

The City of Richland has reached out to the community through the following actions to improve fair housing issues:

- City of Richland teamed with Northwest Fair Housing Alliance by providing Fair Housing information as a utility billing insert to approx. 30,000 Richland customers. This is completed on a yearly basis.
- Fair Housing logo displayed on internal applications, reports, and advertisements.
- Promoted fair housing through display ads in English and Spanish, using City web, social media, and City reader board.
- Provide interpretive resources through the Language Line to accommodate language barriers.
- Provide reasonable accommodations to the greatest extent feasible for persons with disabilities.
- All housing program applicants are provided a “Fair Housing Equal Opportunities for All” brochure.
- Down payment assistance borrower(s) are required to take an approved first-time homebuyer education course prior to receiving DPA funding.
- English and Spanish Fair housing posters are displayed at the Richland, Kennewick and Pasco City Halls, Richland Development Services office, and area public libraries.
- Language requiring compliance with Federal, State, and local laws prohibiting discrimination on the basis of race, color, national origin, sex, disability, or age is included with every CDBG and HOME funded contract and internal program applications.

## **CR-40 - Monitoring 91.220 and 91.230**

**Describe the standards and procedures used to monitor activities carried out in furtherance of the plan and used to ensure long-term compliance with requirements of the programs involved, including minority business outreach and the comprehensive planning requirements**

The City of Richland is responsible for overall monitoring of Richland CDBG and Tri-Cities HOME Consortium program subrecipients and member cities. Monitoring ensures compliance with all federal, state, and local rules, regulations, and laws. City staff will monitor subrecipients annually. Monitoring is accomplished through phone conversations, written correspondence, review of submitted reports, desk monitoring, and one-on-one site visits. Technical assistance is offered throughout the year, both to new and existing sub-recipients. Various reports are required by subrecipients to identify progress made, and a final year-end recap must be submitted.

## **Citizen Participation Plan 91.105(d); 91.115(d)**

**Describe the efforts to provide citizens with reasonable notice and an opportunity to comment on performance reports.**

The Citizen Participation Plan states that the CAPER will be made available through distribution and public review and comment for at least 15-days prior to completion and submission to HUD by March 31 of each year. Citizens will be given a minimum of 15-day period in which to comment on the CAPER. City program staff will consider all comments received. A summary of all comments received, and the reason for not accepting any particular comments will be attached to the CAPER.

A public notice advertisement was published in the newspaper of record, the Tri City Herald on March 3, 2024, as well as tu Decides, a bilingual newspaper. The Draft 2023 CAPER was available for review and comment at various locations throughout the Cities, including the Richland Public Library, Richland City Hall, Richland Recreation Center, local housing authorities and Richland’s website. The comment period ended on March 18, 2024.

## **CR-45 - CDBG 91.520(c)**

**Specify the nature of, and reasons for, any changes in the jurisdiction's program objectives and indications of how the jurisdiction would change its programs as a result of its experiences.**

Based on the current housing market, limited HOME funds were allocated to DPA in 2023 and will remain limited in 2024. CDBG will be implementing the Owner-Occupied Rehabilitation in 2024. Rental units within the FMR limit are becoming more and more difficult to locate since the end of the COVID-19 moratorium. The need for Tenant-Based Rental Assistance remains necessary. Therefore, funding was allocated for TBRA in 2023 and will continue to be allocated in 2024. Flyers and applications are being translated into Spanish for all programs through HOME and CDBG to help reach the Spanish speaking community.

**Does this Jurisdiction have any open Brownfields Economic Development Initiative (BEDI) grants?**

No

**[BEDI grantees] Describe accomplishments and program outcomes during the last year. N/A**



## **CR-50 - HOME 24 CFR 91.520(d)**

### **Include the results of on-site inspections of affordable rental housing assisted under the program to determine compliance with housing codes and other applicable regulations**

Please list those projects that should have been inspected on-site this program year based upon the schedule in 24 CFR §92.504(d). Indicate which of these were inspected and a summary of issues that were detected during the inspection. For those that were not inspected, please indicate the reason and how you will remedy the situation.

The Consortium has a very small HOME funded portfolio. The City of Richland follows an ongoing monitoring procedure for HOME assisted units. Income and rent data for all HOME assisted rental units is collected annually. Due to the small portfolio, HOME units are inspected for Housing Quality Standards (HQS) every third year.

### **Provide an assessment of the jurisdiction's affirmative marketing actions for HOME units. 24 CFR 91.520(e) and 24 CFR 92.351(a)**

All Consolidated Plan programs follow HUD's requirements for affirmatively marketing. The following actions were taken in 2023 to increase participation from persons who might not otherwise apply for the housing programs offered by the Tri-Cities HOME Consortium and City of Richland: housing program information to non-profit agencies, the two housing authorities, lenders, realtors, and the public through meetings, brochures/flyers, advertising in local periodical newspapers, the City website, and City Facebook page. Information and brochures regarding housing programs, lead-based paint, remodeling a home safely, fair housing, predatory lending, and various other topics related to planning and neighborhoods were available for distribution at City Hall and City website. The Equal Housing Opportunity logo is displayed on the City of Richland's website, various program applications, federal plans, advertisements, and other informational publications to inform the public, potential borrowers, lenders, and realtors regarding fair housing laws.

### **Refer to IDIS reports to describe the amount and use of program income for projects, including the number of projects and owner and tenant characteristics**

The Consortium allocates program income annually as part of all estimated HOME resources. Program income may be expended when available in IDIS. Program Income of \$35,821.29 was expended during the program year for Tenant Based Rental Assistance.

### **Describe other actions taken to foster and maintain affordable housing. 24 CFR 91.220(k) (STATES ONLY: Including the coordination of LIHTC with the development of affordable housing). 24 CFR 91.320(j)**

The City requires owners of housing projects with five (5) or more HOME assisted units to use

affirmative fair housing marketing practices in soliciting renters or buyers, determining their eligibility, and concluding all transactions.

**Advertising:** The Equal Opportunity logo or slogan must be used in all ads, brochures, and written communications to owners and potential tenants. Advertising media may include The Tri-City Herald; minority-specific, social media; radio; television; housing organizations with brochures, flyers, or a sign in the window.

**Special Outreach:** Owners are encouraged to solicit applications for vacant units from persons in the housing market who are least likely to apply for HOME-assisted housing without the benefit of special outreach efforts. Special outreach may be to advertise with social service agencies.

**Record Keeping:** Owners must maintain a file containing documentation of all marketing efforts (copies of newspaper ads, memos of phone calls, copies of letters, etc.). These records must be available for inspection by Richland staff. Owners must maintain a listing of all tenants residing in each unit.

### CR-58 – Section 3

Identify the number of individuals assisted and the types of assistance provided

| Total Labor Hours                     | CDBG | HOME | ESG | HOPWA | HTF |
|---------------------------------------|------|------|-----|-------|-----|
| Total Number of Activities            | 0    | 0    | 0   | 0     | 0   |
| Total Labor Hours                     |      |      |     |       |     |
| Total Section 3 Worker Hours          |      |      |     |       |     |
| Total Targeted Section 3 Worker Hours |      |      |     |       |     |

**Table 14 – Total Labor Hours**

| Qualitative Efforts - Number of Activities by Program  | CDBG | HOME | ESG | HOPWA | HTF |
|--|------|------|-----|-------|-----|
| Outreach efforts to generate job applicants who are Public Housing Targeted Workers  |      |      |     |       |     |
| Outreach efforts to generate job applicants who are Other Funding Targeted Workers.  |      |      |     |       |     |
| Direct, on-the job training (including apprenticeships).   |      |      |     |       |     |
| Indirect training such as arranging for, contracting for, or paying tuition for, off-site training.  |      |      |     |       |     |
| Technical assistance to help Section 3 workers compete for jobs (e.g., resume assistance, coaching).   |      |      |     |       |     |
| Outreach efforts to identify and secure bids from Section 3 business concerns.   |      |      |     |       |     |
| Technical assistance to help Section 3 business concerns understand and bid on contracts.  |      |      |     |       |     |
| Division of contracts into smaller jobs to facilitate participation by Section 3 business concerns.  |      |      |     |       |     |
| Provided or connected residents with assistance in seeking employment including drafting resumes, preparing for interviews, finding job opportunities, connecting residents to job placement services. |      |      |     |       |     |
| Held one or more job fairs.  |      |      |     |       |     |
| Provided or connected residents with supportive services that can provide direct services or referrals.  |      |      |     |       |     |
| Provided or connected residents with supportive services that provide one or more of the following: work readiness health screenings, interview clothing, uniforms, test fees, transportation.         |      |      |     |       |     |
| Assisted residents with finding childcare.   |      |      |     |       |     |
| Assisted residents to apply for or attend community college or a four-year educational institution.  |      |      |     |       |     |
| Assisted residents to apply for or attend vocational/technical training.   |      |      |     |       |     |
| Assisted residents to obtain financial literacy training and/or coaching.  |      |      |     |       |     |
| Bonding assistance, guaranties, or other efforts to support viable bids from Section 3 business concerns.  |      |      |     |       |     |
| Provided or connected residents with training on computer use or online technologies.  |      |      |     |       |     |
| Promoting the use of a business registry designed to create opportunities for disadvantaged and small businesses.  |      |      |     |       |     |
| Outreach, engagement, or referrals with the state one-stop system, as designed in Section 121(e)(2) of the Workforce Innovation and Opportunity Act.   |      |      |     |       |     |
| Other.   |      |      |     |       |     |

**Table 15 – Qualitative Efforts - Number of Activities by Program**

## **APPENDIX A – IDIS REPORTS**

|      |  |
|------|--|
| PR01 | HUD GRANTS AND PROGRAM INCOME                  |
| PR02 | LIST OF ACTIVITIES BY PROGRAM YEAR AND PROJECT |
| PR03 | ACTIVITY SUMMARY (GPR) FOR GRANTIEE            |
| PR06 | CON PLAN PROJECTS SUMMARY                      |
| PR23 | SUMMARY OF ACCOMPLISHMENTS                     |
| PR26 | CDBG FINANCIAL SUMMARY                         |
| PR54 | CDBG PERFORMANCE PROFILE                       |

U.S. DEPARTMENT OF HOUSING AND  
 URBAN DEVELOPMENT  
 OFFICE OF COMMUNITY PLANNING AND  
 DEVELOPMENT  
 PR01 - HUD Grants and Program Income

DATE: 2/22/2024  
 TIME: 5:08:02 PM  
 PAGE: 1/32

IDIS

| Program | Fund Type           | Grantee Name             | Grantee State Code | Grant Year  | Grant Number | Authorized Amount      |
|---------|---------------------|--------------------------|--------------------|-------------|--------------|------------------------|
| CDBG    | EN                  | RICHLAND                 | WA                 | 1989        | B89MC530002  | \$196,000.00           |
|         |                     |                          |                    | 1990        | B90MC530002  | \$185,000.00           |
|         |                     |                          |                    | 1991        | B91MC530002  | \$208,000.00           |
|         |                     |                          |                    | 1992        | B92MC530002  | \$217,000.00           |
|         |                     |                          |                    | 1993        | B93MC530002  | \$277,000.00           |
|         |                     |                          |                    | 1994        | B94MC530002  | \$302,000.00           |
|         |                     |                          |                    | 1995        | B95MC530002  | \$303,000.00           |
|         |                     |                          |                    | 1996        | B96MC530002  | \$296,000.00           |
|         |                     |                          |                    | 1997        | B97MC530002  | \$293,000.00           |
|         |                     |                          |                    | 1998        | B98MC530002  | \$286,000.00           |
|         |                     |                          |                    | 1999        | B99MC530002  | \$289,000.00           |
|         |                     |                          |                    | 2000        | B00MC530002  | \$285,000.00           |
|         |                     |                          |                    | 2001        | B01MC530002  | \$296,000.00           |
|         |                     |                          |                    | 2002        | B02MC530002  | \$291,000.00           |
|         |                     |                          |                    | 2003        | B03MC530002  | \$325,000.00           |
|         |                     |                          |                    | 2004        | B04MC530002  | \$323,000.00           |
|         |                     |                          |                    | 2005        | B05MC530002  | \$307,173.00           |
|         |                     |                          |                    | 2006        | B06MC530002  | \$277,295.00           |
|         |                     |                          |                    | 2007        | B07MC530002  | \$277,715.00           |
|         |                     |                          |                    | 2008        | B08MC530002  | \$267,576.00           |
|         |                     |                          |                    | 2009        | B09MC530002  | \$270,051.00           |
|         |                     |                          |                    | 2010        | B10MC530002  | \$294,548.00           |
|         |                     |                          |                    | 2011        | B11MC530002  | \$247,579.00           |
|         |                     |                          |                    | 2012        | B12MC530002  | \$220,215.00           |
|         |                     |                          |                    | 2013        | B13MC530002  | \$239,678.00           |
|         |                     |                          |                    | 2014        | B14MC530002  | \$221,943.00           |
|         |                     |                          |                    | 2015        | B15MC530002  | \$238,412.00           |
|         |                     |                          |                    | 2016        | B16MC530002  | \$241,847.00           |
| 2017    | B17MC530002         | \$255,191.00             |                    |             |              |                        |
| 2018    | B18MC530002         | \$306,966.00             |                    |             |              |                        |
| 2019    | B19MC530002         | \$309,246.00             |                    |             |              |                        |
| 2020    | B20MC530002         | \$305,160.00             |                    |             |              |                        |
|         | B20MW530002         | \$489,844.00             |                    |             |              |                        |
|         | B21MC530002         | \$293,833.00             |                    |             |              |                        |
|         | B22MC530002         | \$297,289.00             |                    |             |              |                        |
|         | B23MC530002         | \$280,270.00             |                    |             |              |                        |
|         |                     | <b>RICHLAND Subtotal</b> |                    |             |              | <b>\$10,013,831.00</b> |
|         |                     |                          |                    |             |              | <b>\$10,013,831.00</b> |
|         | <b>EN Subtotal:</b> |                          |                    |             |              |                        |
| RL      | RICHLAND            | WA                       | 2000               | B00MC530002 |              | \$0.00                 |
|         |                     |                          | 2002               | B02MC530002 |              | \$113,108.58           |
|         |                     |                          | 2003               | B03MC530002 |              | \$279,782.77           |
|         |                     |                          | 2004               | B04MC530002 |              | \$209,885.95           |
|         |                     |                          | 2005               | B05MC530002 |              | \$111,890.71           |
|         |                     |                          | 2006               | B06MC530002 |              | \$208,409.60           |
|         |                     |                          | 2007               | B07MC530002 |              | \$202,141.52           |
|         |                     |                          | 2008               | B08MC530002 |              | \$105,811.68           |
|         |                     |                          | 2009               | B09MC530002 |              | \$102,005.51           |
|         |                     |                          | 2010               | B10MC530002 |              | \$166,329.88           |
|         |                     |                          | 2011               | B11MC530002 |              | \$115,629.00           |
|         |                     |                          | 2012               | B12MC530002 |              | \$76,884.16            |
|         |                     |                          | 2013               | B13MC530002 |              | \$110,682.87           |

U.S. DEPARTMENT OF HOUSING AND  
 URBAN DEVELOPMENT  
 OFFICE OF COMMUNITY PLANNING AND  
 DEVELOPMENT  
 PR01 - HUD Grants and Program Income

DATE: 2/22/2024  
 TIME: 5:08:02 PM  
 PAGE: 2/32

IDIS

| Program | Fund Type   | Grantee Name             | Grantee State Code | Grant Year | Grant Number | Suballocated Amount |
|---------|-------------|--------------------------|--------------------|------------|--------------|---------------------|
| CDBG    | EN          | RICHLAND                 | WA                 | 1989       | B89MC530002  | \$0.00              |
|         |             |                          |                    | 1990       | B90MC530002  | \$0.00              |
|         |             |                          |                    | 1991       | B91MC530002  | \$0.00              |
|         |             |                          |                    | 1992       | B92MC530002  | \$0.00              |
|         |             |                          |                    | 1993       | B93MC530002  | \$0.00              |
|         |             |                          |                    | 1994       | B94MC530002  | \$0.00              |
|         |             |                          |                    | 1995       | B95MC530002  | \$0.00              |
|         |             |                          |                    | 1996       | B96MC530002  | \$21,244.00         |
|         |             |                          |                    | 1997       | B97MC530002  | \$0.00              |
|         |             |                          |                    | 1998       | B98MC530002  | \$0.00              |
|         |             |                          |                    | 1999       | B99MC530002  | \$57,800.00         |
|         |             |                          |                    | 2000       | B00MC530002  | \$57,000.00         |
|         |             |                          |                    | 2001       | B01MC530002  | \$59,200.00         |
|         |             |                          |                    | 2002       | B02MC530002  | \$0.00              |
|         |             |                          |                    | 2003       | B03MC530002  | \$0.00              |
|         |             |                          |                    | 2004       | B04MC530002  | \$64,600.00         |
|         |             |                          |                    | 2005       | B05MC530002  | \$0.00              |
|         |             |                          |                    | 2006       | B06MC530002  | \$55,459.00         |
|         |             |                          |                    | 2007       | B07MC530002  | \$55,543.00         |
|         |             |                          |                    | 2008       | B08MC530002  | \$37,519.82         |
|         |             |                          |                    | 2009       | B09MC530002  | \$0.00              |
|         |             |                          |                    | 2010       | B10MC530002  | \$52,613.72         |
|         |             |                          |                    | 2011       | B11MC530002  | \$49,515.00         |
|         |             |                          |                    | 2012       | B12MC530002  | \$44,043.00         |
| 2013    | B13MC530002 | \$0.00                   |                    |            |              |                     |
| 2014    | B14MC530002 | \$56,229.63              |                    |            |              |                     |
| 2015    | B15MC530002 | \$46,039.57              |                    |            |              |                     |
| 2016    | B16MC530002 | \$46,977.76              |                    |            |              |                     |
| 2017    | B17MC530002 | \$0.00                   |                    |            |              |                     |
| 2018    | B18MC530002 | \$61,393.00              |                    |            |              |                     |
| 2019    | B19MC530002 | \$0.00                   |                    |            |              |                     |
| 2020    | B20MC530002 | \$0.00                   |                    |            |              |                     |
|         | B20MW530002 | \$0.00                   |                    |            |              |                     |
| 2021    | B21MC530002 | \$0.00                   |                    |            |              |                     |
| 2022    | B22MC530002 | \$0.00                   |                    |            |              |                     |
| 2023    | B23MC530002 | \$0.00                   |                    |            |              |                     |
|         |             | <b>RICHLAND Subtotal</b> |                    |            |              | <b>\$765,177.50</b> |
|         |             |                          |                    |            |              | <b>\$765,177.50</b> |
| RL      | EN          | RICHLAND                 | WA                 | 2000       | B00MC530002  | \$0.00              |
|         |             |                          |                    | 2002       | B02MC530002  | \$0.00              |
|         |             |                          |                    | 2003       | B03MC530002  | \$0.00              |
|         |             |                          |                    | 2004       | B04MC530002  | \$0.00              |
|         |             |                          |                    | 2005       | B05MC530002  | \$0.00              |
|         |             |                          |                    | 2006       | B06MC530002  | \$0.00              |
|         |             |                          |                    | 2007       | B07MC530002  | \$0.00              |
|         |             |                          |                    | 2008       | B08MC530002  | \$0.00              |
|         |             |                          |                    | 2009       | B09MC530002  | \$0.00              |
|         |             |                          |                    | 2010       | B10MC530002  | \$0.00              |
| 2011    | B11MC530002 | \$0.00                   |                    |            |              |                     |
| 2012    | B12MC530002 | \$0.00                   |                    |            |              |                     |
| 2013    | B13MC530002 | \$0.00                   |                    |            |              |                     |

U.S. DEPARTMENT OF HOUSING AND  
 URBAN DEVELOPMENT  
 OFFICE OF COMMUNITY PLANNING AND  
 DEVELOPMENT  
 PR01 - HUD Grants and Program Income

DATE: 2/22/2024  
 TIME: 5:08:02 PM  
 PAGE: 3/32

IDIS

| Program | Fund Type   | Grantee Name             | Grantee State Code | Grant Year  | Grant Number | Amount Committed to Activities |
|---------|-------------|--------------------------|--------------------|-------------|--------------|--------------------------------|
| CDBG    | EN          | RICHLAND                 | WA                 | 1989        | B89MC530002  | \$196,000.00                   |
|         |             |                          |                    | 1990        | B90MC530002  | \$185,000.00                   |
|         |             |                          |                    | 1991        | B91MC530002  | \$208,000.00                   |
|         |             |                          |                    | 1992        | B92MC530002  | \$217,000.00                   |
|         |             |                          |                    | 1993        | B93MC530002  | \$277,000.00                   |
|         |             |                          |                    | 1994        | B94MC530002  | \$302,000.00                   |
|         |             |                          |                    | 1995        | B95MC530002  | \$303,000.00                   |
|         |             |                          |                    | 1996        | B96MC530002  | \$274,756.00                   |
|         |             |                          |                    | 1997        | B97MC530002  | \$293,000.00                   |
|         |             |                          |                    | 1998        | B98MC530002  | \$286,000.00                   |
|         |             |                          |                    | 1999        | B99MC530002  | \$231,200.00                   |
|         |             |                          |                    | 2000        | B00MC530002  | \$228,000.00                   |
|         |             |                          |                    | 2001        | B01MC530002  | \$236,800.00                   |
|         |             |                          |                    | 2002        | B02MC530002  | \$291,000.00                   |
|         |             |                          |                    | 2003        | B03MC530002  | \$325,000.00                   |
|         |             |                          |                    | 2004        | B04MC530002  | \$258,400.00                   |
|         |             |                          |                    | 2005        | B05MC530002  | \$307,173.00                   |
|         |             |                          |                    | 2006        | B06MC530002  | \$221,836.00                   |
|         |             |                          |                    | 2007        | B07MC530002  | \$222,172.00                   |
|         |             |                          |                    | 2008        | B08MC530002  | \$230,056.18                   |
|         |             |                          |                    | 2009        | B09MC530002  | \$270,051.00                   |
|         |             |                          |                    | 2010        | B10MC530002  | \$241,934.28                   |
|         |             |                          |                    | 2011        | B11MC530002  | \$198,064.00                   |
|         |             |                          |                    | 2012        | B12MC530002  | \$176,172.00                   |
|         |             |                          |                    | 2013        | B13MC530002  | \$239,678.00                   |
|         |             |                          |                    | 2014        | B14MC530002  | \$165,713.37                   |
|         |             |                          |                    | 2015        | B15MC530002  | \$192,372.43                   |
|         |             |                          |                    | 2016        | B16MC530002  | \$194,869.24                   |
|         |             |                          |                    | 2017        | B17MC530002  | \$255,191.00                   |
|         |             |                          |                    | 2018        | B18MC530002  | \$245,573.00                   |
|         |             |                          |                    | 2019        | B19MC530002  | \$309,246.00                   |
|         |             |                          |                    | 2020        | B20MC530002  | \$305,160.00                   |
|         |             |                          |                    |             | B20MW530002  | \$489,844.00                   |
| 2021    | B21MC530002 | \$293,833.00             |                    |             |              |                                |
| 2022    | B22MC530002 | \$291,649.27             |                    |             |              |                                |
| 2023    | B23MC530002 | \$110,326.30             |                    |             |              |                                |
|         |             | <b>RICHLAND Subtotal</b> |                    |             |              | <b>\$9,073,070.07</b>          |
|         |             | <b>EN Subtotal:</b>      |                    |             |              | <b>\$9,073,070.07</b>          |
| RL      | RICHLAND    | WA                       | 2000               | B00MC530002 | \$0.00       |                                |
|         |             |                          | 2002               | B02MC530002 | \$113,108.58 |                                |
|         |             |                          | 2003               | B03MC530002 | \$279,782.77 |                                |
|         |             |                          | 2004               | B04MC530002 | \$209,885.95 |                                |
|         |             |                          | 2005               | B05MC530002 | \$111,890.71 |                                |
|         |             |                          | 2006               | B06MC530002 | \$208,409.60 |                                |
|         |             |                          | 2007               | B07MC530002 | \$202,141.52 |                                |
|         |             |                          | 2008               | B08MC530002 | \$105,811.68 |                                |
|         |             |                          | 2009               | B09MC530002 | \$102,005.51 |                                |
|         |             |                          | 2010               | B10MC530002 | \$166,329.88 |                                |
|         |             |                          | 2011               | B11MC530002 | \$115,629.00 |                                |
| 2012    | B12MC530002 | \$76,884.16              |                    |             |              |                                |
| 2013    | B13MC530002 | \$110,682.87             |                    |             |              |                                |

U.S. DEPARTMENT OF HOUSING AND  
 URBAN DEVELOPMENT  
 OFFICE OF COMMUNITY PLANNING AND  
 DEVELOPMENT  
 PR01 - HUD Grants and Program Income

DATE: 2/22/2024  
 TIME: 5:08:02 PM  
 PAGE: 4/32

IDIS

| Program | Fund Type   | Grantee Name             | Grantee State Code | Grant Year | Grant Number | Net Drawn Amount      |
|---------|-------------|--------------------------|--------------------|------------|--------------|-----------------------|
| CDBG    | EN          | RICHLAND                 | WA                 | 1989       | B89MC530002  | \$196,000.00          |
|         |             |                          |                    | 1990       | B90MC530002  | \$185,000.00          |
|         |             |                          |                    | 1991       | B91MC530002  | \$208,000.00          |
|         |             |                          |                    | 1992       | B92MC530002  | \$217,000.00          |
|         |             |                          |                    | 1993       | B93MC530002  | \$277,000.00          |
|         |             |                          |                    | 1994       | B94MC530002  | \$302,000.00          |
|         |             |                          |                    | 1995       | B95MC530002  | \$303,000.00          |
|         |             |                          |                    | 1996       | B96MC530002  | \$274,756.00          |
|         |             |                          |                    | 1997       | B97MC530002  | \$293,000.00          |
|         |             |                          |                    | 1998       | B98MC530002  | \$286,000.00          |
|         |             |                          |                    | 1999       | B99MC530002  | \$231,200.00          |
|         |             |                          |                    | 2000       | B00MC530002  | \$228,000.00          |
|         |             |                          |                    | 2001       | B01MC530002  | \$236,800.00          |
|         |             |                          |                    | 2002       | B02MC530002  | \$291,000.00          |
|         |             |                          |                    | 2003       | B03MC530002  | \$325,000.00          |
|         |             |                          |                    | 2004       | B04MC530002  | \$258,400.00          |
|         |             |                          |                    | 2005       | B05MC530002  | \$307,173.00          |
|         |             |                          |                    | 2006       | B06MC530002  | \$221,836.00          |
|         |             |                          |                    | 2007       | B07MC530002  | \$222,172.00          |
|         |             |                          |                    | 2008       | B08MC530002  | \$230,056.18          |
|         |             |                          |                    | 2009       | B09MC530002  | \$270,051.00          |
|         |             |                          |                    | 2010       | B10MC530002  | \$241,934.28          |
|         |             |                          |                    | 2011       | B11MC530002  | \$198,064.00          |
|         |             |                          |                    | 2012       | B12MC530002  | \$176,172.00          |
|         |             |                          |                    | 2013       | B13MC530002  | \$239,678.00          |
|         |             |                          |                    | 2014       | B14MC530002  | \$165,713.37          |
|         |             |                          |                    | 2015       | B15MC530002  | \$192,372.43          |
|         |             |                          |                    | 2016       | B16MC530002  | \$194,869.24          |
| 2017    | B17MC530002 | \$255,191.00             |                    |            |              |                       |
| 2018    | B18MC530002 | \$245,573.00             |                    |            |              |                       |
| 2019    | B19MC530002 | \$309,246.00             |                    |            |              |                       |
| 2020    | B20MC530002 | \$305,160.00             |                    |            |              |                       |
|         | B20MW530002 | \$354,622.86             |                    |            |              |                       |
|         | B21MC530002 | \$293,833.00             |                    |            |              |                       |
|         | B22MC530002 | \$173,750.10             |                    |            |              |                       |
|         | B23MC530002 | \$65,636.15              |                    |            |              |                       |
|         |             | <b>RICHLAND Subtotal</b> |                    |            |              | <b>\$8,775,259.61</b> |
|         |             | <b>EN Subtotal:</b>      |                    |            |              | <b>\$8,775,259.61</b> |
| RL      |             | RICHLAND                 | WA                 | 2000       | B00MC530002  | \$0.00                |
|         |             |                          |                    | 2002       | B02MC530002  | \$113,108.58          |
|         |             |                          |                    | 2003       | B03MC530002  | \$279,782.77          |
|         |             |                          |                    | 2004       | B04MC530002  | \$209,885.95          |
|         |             |                          |                    | 2005       | B05MC530002  | \$111,890.71          |
|         |             |                          |                    | 2006       | B06MC530002  | \$208,409.60          |
|         |             |                          |                    | 2007       | B07MC530002  | \$202,141.52          |
|         |             |                          |                    | 2008       | B08MC530002  | \$105,811.68          |
|         |             |                          |                    | 2009       | B09MC530002  | \$102,005.51          |
|         |             |                          |                    | 2010       | B10MC530002  | \$166,329.88          |
|         | B11MC530002 | \$115,629.00             |                    |            |              |                       |
|         | B12MC530002 | \$76,884.16              |                    |            |              |                       |
|         | B13MC530002 | \$110,682.87             |                    |            |              |                       |



U.S. DEPARTMENT OF HOUSING AND  
 URBAN DEVELOPMENT  
 OFFICE OF COMMUNITY PLANNING AND  
 DEVELOPMENT  
 PR01 - HUD Grants and Program Income

DATE: 2/22/2024  
 TIME: 5:08:02 PM  
 PAGE: 5/32

IDIS

| Program | Fund Type   | Grantee Name             | Grantee State Code | Grant Year | Grant Number | FY YTD Net Draw Amount |
|---------|-------------|--------------------------|--------------------|------------|--------------|------------------------|
| CDBG    | EN          | RICHLAND                 | WA                 | 1989       | B89MC530002  | \$0.00                 |
|         |             |                          |                    | 1990       | B90MC530002  | \$0.00                 |
|         |             |                          |                    | 1991       | B91MC530002  | \$0.00                 |
|         |             |                          |                    | 1992       | B92MC530002  | \$0.00                 |
|         |             |                          |                    | 1993       | B93MC530002  | \$0.00                 |
|         |             |                          |                    | 1994       | B94MC530002  | \$0.00                 |
|         |             |                          |                    | 1995       | B95MC530002  | \$0.00                 |
|         |             |                          |                    | 1996       | B96MC530002  | \$0.00                 |
|         |             |                          |                    | 1997       | B97MC530002  | \$0.00                 |
|         |             |                          |                    | 1998       | B98MC530002  | \$0.00                 |
|         |             |                          |                    | 1999       | B99MC530002  | \$0.00                 |
|         |             |                          |                    | 2000       | B00MC530002  | \$0.00                 |
|         |             |                          |                    | 2001       | B01MC530002  | \$0.00                 |
|         |             |                          |                    | 2002       | B02MC530002  | \$0.00                 |
|         |             |                          |                    | 2003       | B03MC530002  | \$0.00                 |
|         |             |                          |                    | 2004       | B04MC530002  | \$0.00                 |
|         |             |                          |                    | 2005       | B05MC530002  | \$0.00                 |
|         |             |                          |                    | 2006       | B06MC530002  | \$0.00                 |
|         |             |                          |                    | 2007       | B07MC530002  | \$0.00                 |
|         |             |                          |                    | 2008       | B08MC530002  | \$0.00                 |
|         |             |                          |                    | 2009       | B09MC530002  | \$0.00                 |
|         |             |                          |                    | 2010       | B10MC530002  | \$0.00                 |
|         |             |                          |                    | 2011       | B11MC530002  | \$0.00                 |
|         |             |                          |                    | 2012       | B12MC530002  | \$0.00                 |
|         |             |                          |                    | 2013       | B13MC530002  | \$0.00                 |
|         |             |                          |                    | 2014       | B14MC530002  | \$0.00                 |
|         |             |                          |                    | 2015       | B15MC530002  | \$0.00                 |
|         |             |                          |                    | 2016       | B16MC530002  | \$0.00                 |
| 2017    | B17MC530002 | \$0.00                   |                    |            |              |                        |
| 2018    | B18MC530002 | \$0.00                   |                    |            |              |                        |
| 2019    | B19MC530002 | \$0.00                   |                    |            |              |                        |
| 2020    | B20MC530002 | \$21,195.42              |                    |            |              |                        |
|         | B20MW530002 | \$1,930.37               |                    |            |              |                        |
| 2021    | B21MC530002 | \$6,036.29               |                    |            |              |                        |
| 2022    | B22MC530002 | \$33,239.00              |                    |            |              |                        |
| 2023    | B23MC530002 | \$65,636.15              |                    |            |              |                        |
|         |             | <b>RICHLAND Subtotal</b> |                    |            |              | <b>\$128,037.23</b>    |
|         |             | <b>EN Subtotal:</b>      |                    |            |              | <b>\$128,037.23</b>    |
| RL      |             | RICHLAND                 | WA                 | 2000       | B00MC530002  | \$0.00                 |
|         |             |                          |                    | 2002       | B02MC530002  | \$0.00                 |
|         |             |                          |                    | 2003       | B03MC530002  | \$0.00                 |
|         |             |                          |                    | 2004       | B04MC530002  | \$0.00                 |
|         |             |                          |                    | 2005       | B05MC530002  | \$0.00                 |
|         |             |                          |                    | 2006       | B06MC530002  | \$0.00                 |
|         |             |                          |                    | 2007       | B07MC530002  | \$0.00                 |
|         |             |                          |                    | 2008       | B08MC530002  | \$0.00                 |
|         |             |                          |                    | 2009       | B09MC530002  | \$0.00                 |
|         |             |                          |                    | 2010       | B10MC530002  | \$0.00                 |
| 2011    | B11MC530002 | \$0.00                   |                    |            |              |                        |
| 2012    | B12MC530002 | \$0.00                   |                    |            |              |                        |
| 2013    | B13MC530002 | \$0.00                   |                    |            |              |                        |

U.S. DEPARTMENT OF HOUSING AND  
 URBAN DEVELOPMENT  
 OFFICE OF COMMUNITY PLANNING AND  
 DEVELOPMENT  
 PR01 - HUD Grants and Program Income

DATE: 2/22/2024  
 TIME: 5:08:02 PM  
 PAGE: 6/32

IDIS

| Program | Fund Type           | Grantee Name | Grantee State Code | Grant Year               | Grant Number | Available to Commit |
|---------|---------------------|--------------|--------------------|--------------------------|--------------|---------------------|
| CDBG    | EN                  | RICHLAND     | WA                 | 1989                     | B89MC530002  | \$0.00              |
|         |                     |              |                    | 1990                     | B90MC530002  | \$0.00              |
|         |                     |              |                    | 1991                     | B91MC530002  | \$0.00              |
|         |                     |              |                    | 1992                     | B92MC530002  | \$0.00              |
|         |                     |              |                    | 1993                     | B93MC530002  | \$0.00              |
|         |                     |              |                    | 1994                     | B94MC530002  | \$0.00              |
|         |                     |              |                    | 1995                     | B95MC530002  | \$0.00              |
|         |                     |              |                    | 1996                     | B96MC530002  | \$0.00              |
|         |                     |              |                    | 1997                     | B97MC530002  | \$0.00              |
|         |                     |              |                    | 1998                     | B98MC530002  | \$0.00              |
|         |                     |              |                    | 1999                     | B99MC530002  | \$0.00              |
|         |                     |              |                    | 2000                     | B00MC530002  | \$0.00              |
|         |                     |              |                    | 2001                     | B01MC530002  | \$0.00              |
|         |                     |              |                    | 2002                     | B02MC530002  | \$0.00              |
|         |                     |              |                    | 2003                     | B03MC530002  | \$0.00              |
|         |                     |              |                    | 2004                     | B04MC530002  | \$0.00              |
|         |                     |              |                    | 2005                     | B05MC530002  | \$0.00              |
|         |                     |              |                    | 2006                     | B06MC530002  | \$0.00              |
|         |                     |              |                    | 2007                     | B07MC530002  | \$0.00              |
|         |                     |              |                    | 2008                     | B08MC530002  | \$0.00              |
|         |                     |              |                    | 2009                     | B09MC530002  | \$0.00              |
|         |                     |              |                    | 2010                     | B10MC530002  | \$0.00              |
|         |                     |              |                    | 2011                     | B11MC530002  | \$0.00              |
|         |                     |              |                    | 2012                     | B12MC530002  | \$0.00              |
|         |                     |              |                    | 2013                     | B13MC530002  | \$0.00              |
|         |                     |              |                    | 2014                     | B14MC530002  | \$0.00              |
|         |                     |              |                    | 2015                     | B15MC530002  | \$0.00              |
| 2016    | B16MC530002         | \$0.00       |                    |                          |              |                     |
| 2017    | B17MC530002         | \$0.00       |                    |                          |              |                     |
| 2018    | B18MC530002         | \$0.00       |                    |                          |              |                     |
| 2019    | B19MC530002         | \$0.00       |                    |                          |              |                     |
| 2020    | B20MC530002         | \$0.00       |                    |                          |              |                     |
|         | B20MW530002         | \$0.00       |                    |                          |              |                     |
| 2021    | B21MC530002         | \$0.00       |                    |                          |              |                     |
| 2022    | B22MC530002         | \$5,639.73   |                    |                          |              |                     |
| 2023    | B23MC530002         | \$169,943.70 |                    |                          |              |                     |
|         |                     |              |                    | <b>RICHLAND Subtotal</b> |              | <b>\$175,583.43</b> |
|         |                     |              |                    |                          |              | <b>\$175,583.43</b> |
|         | <b>EN Subtotal:</b> |              |                    |                          |              |                     |
| RL      | RICHLAND            | WA           |                    | 2000                     | B00MC530002  | \$0.00              |
|         |                     |              |                    | 2002                     | B02MC530002  | \$0.00              |
|         |                     |              |                    | 2003                     | B03MC530002  | \$0.00              |
|         |                     |              |                    | 2004                     | B04MC530002  | \$0.00              |
|         |                     |              |                    | 2005                     | B05MC530002  | \$0.00              |
|         |                     |              |                    | 2006                     | B06MC530002  | \$0.00              |
|         |                     |              |                    | 2007                     | B07MC530002  | \$0.00              |
|         |                     |              |                    | 2008                     | B08MC530002  | \$0.00              |
|         |                     |              |                    | 2009                     | B09MC530002  | \$0.00              |
|         |                     |              |                    | 2010                     | B10MC530002  | \$0.00              |
|         |                     |              |                    | 2011                     | B11MC530002  | \$0.00              |
|         |                     |              |                    | 2012                     | B12MC530002  | \$0.00              |
|         |                     |              |                    | 2013                     | B13MC530002  | \$0.00              |

U.S. DEPARTMENT OF HOUSING AND  
 URBAN DEVELOPMENT  
 OFFICE OF COMMUNITY PLANNING AND  
 DEVELOPMENT  
 PR01 - HUD Grants and Program Income

DATE: 2/22/2024  
 TIME: 5:08:02 PM  
 PAGE: 7/32

IDIS

| Program | Fund Type                | Grantee Name        | Grantee State Code | Grant Year  | Grant Number | Available to Draw |
|---------|--------------------------|---------------------|--------------------|-------------|--------------|-------------------|
| CDBG    | EN                       | RICHLAND            | WA                 | 1989        | B89MC530002  | \$0.00            |
|         |                          |                     |                    | 1990        | B90MC530002  | \$0.00            |
|         |                          |                     |                    | 1991        | B91MC530002  | \$0.00            |
|         |                          |                     |                    | 1992        | B92MC530002  | \$0.00            |
|         |                          |                     |                    | 1993        | B93MC530002  | \$0.00            |
|         |                          |                     |                    | 1994        | B94MC530002  | \$0.00            |
|         |                          |                     |                    | 1995        | B95MC530002  | \$0.00            |
|         |                          |                     |                    | 1996        | B96MC530002  | \$0.00            |
|         |                          |                     |                    | 1997        | B97MC530002  | \$0.00            |
|         |                          |                     |                    | 1998        | B98MC530002  | \$0.00            |
|         |                          |                     |                    | 1999        | B99MC530002  | \$0.00            |
|         |                          |                     |                    | 2000        | B00MC530002  | \$0.00            |
|         |                          |                     |                    | 2001        | B01MC530002  | \$0.00            |
|         |                          |                     |                    | 2002        | B02MC530002  | \$0.00            |
|         |                          |                     |                    | 2003        | B03MC530002  | \$0.00            |
|         |                          |                     |                    | 2004        | B04MC530002  | \$0.00            |
|         |                          |                     |                    | 2005        | B05MC530002  | \$0.00            |
|         |                          |                     |                    | 2006        | B06MC530002  | \$0.00            |
|         |                          |                     |                    | 2007        | B07MC530002  | \$0.00            |
|         |                          |                     |                    | 2008        | B08MC530002  | \$0.00            |
|         |                          |                     |                    | 2009        | B09MC530002  | \$0.00            |
|         |                          |                     |                    | 2010        | B10MC530002  | \$0.00            |
|         |                          |                     |                    | 2011        | B11MC530002  | \$0.00            |
|         |                          |                     |                    | 2012        | B12MC530002  | \$0.00            |
|         |                          |                     |                    | 2013        | B13MC530002  | \$0.00            |
|         |                          |                     |                    | 2014        | B14MC530002  | \$0.00            |
|         |                          |                     |                    | 2015        | B15MC530002  | \$0.00            |
|         |                          |                     |                    | 2016        | B16MC530002  | \$0.00            |
| 2017    | B17MC530002              | \$0.00              |                    |             |              |                   |
| 2018    | B18MC530002              | \$0.00              |                    |             |              |                   |
| 2019    | B19MC530002              | \$0.00              |                    |             |              |                   |
| 2020    | B20MC530002              | \$0.00              |                    |             |              |                   |
|         | B20MW530002              | \$135,221.14        |                    |             |              |                   |
|         | B21MC530002              | \$0.00              |                    |             |              |                   |
|         | B22MC530002              | \$123,538.90        |                    |             |              |                   |
|         | B23MC530002              | \$214,633.85        |                    |             |              |                   |
|         | <b>RICHLAND Subtotal</b> | <b>\$473,393.89</b> |                    |             |              |                   |
|         | <b>EN Subtotal:</b>      | <b>\$473,393.89</b> |                    |             |              |                   |
| RL      | RICHLAND                 | WA                  | 2000               | B00MC530002 | \$0.00       |                   |
|         |                          |                     | 2002               | B02MC530002 | \$0.00       |                   |
|         |                          |                     | 2003               | B03MC530002 | \$0.00       |                   |
|         |                          |                     | 2004               | B04MC530002 | \$0.00       |                   |
|         |                          |                     | 2005               | B05MC530002 | \$0.00       |                   |
|         |                          |                     | 2006               | B06MC530002 | \$0.00       |                   |
|         |                          |                     | 2007               | B07MC530002 | \$0.00       |                   |
|         |                          |                     | 2008               | B08MC530002 | \$0.00       |                   |
|         |                          |                     | 2009               | B09MC530002 | \$0.00       |                   |
|         |                          |                     | 2010               | B10MC530002 | \$0.00       |                   |
| 2011    | B11MC530002              | \$0.00              |                    |             |              |                   |
| 2012    | B12MC530002              | \$0.00              |                    |             |              |                   |
| 2013    | B13MC530002              | \$0.00              |                    |             |              |                   |

U.S. DEPARTMENT OF HOUSING AND  
 URBAN DEVELOPMENT  
 OFFICE OF COMMUNITY PLANNING AND  
 DEVELOPMENT  
 PR01 - HUD Grants and Program Income

DATE: 2/22/2024  
 TIME: 5:08:02 PM  
 PAGE: 8/32

IDIS

| Program | Fund Type   | Grantee Name        | Grantee State Code | Grant Year               | Grant Number | Recapture Amount |
|---------|-------------|---------------------|--------------------|--------------------------|--------------|------------------|
| CDBG    | EN          | RICHLAND            | WA                 | 1989                     | B89MC530002  | \$0.00           |
|         |             |                     |                    | 1990                     | B90MC530002  | \$0.00           |
|         |             |                     |                    | 1991                     | B91MC530002  | \$0.00           |
|         |             |                     |                    | 1992                     | B92MC530002  | \$0.00           |
|         |             |                     |                    | 1993                     | B93MC530002  | \$0.00           |
|         |             |                     |                    | 1994                     | B94MC530002  | \$0.00           |
|         |             |                     |                    | 1995                     | B95MC530002  | \$0.00           |
|         |             |                     |                    | 1996                     | B96MC530002  | \$0.00           |
|         |             |                     |                    | 1997                     | B97MC530002  | \$0.00           |
|         |             |                     |                    | 1998                     | B98MC530002  | \$0.00           |
|         |             |                     |                    | 1999                     | B99MC530002  | \$0.00           |
|         |             |                     |                    | 2000                     | B00MC530002  | \$0.00           |
|         |             |                     |                    | 2001                     | B01MC530002  | \$0.00           |
|         |             |                     |                    | 2002                     | B02MC530002  | \$0.00           |
|         |             |                     |                    | 2003                     | B03MC530002  | \$0.00           |
|         |             |                     |                    | 2004                     | B04MC530002  | \$0.00           |
|         |             |                     |                    | 2005                     | B05MC530002  | \$0.00           |
|         |             |                     |                    | 2006                     | B06MC530002  | \$0.00           |
|         |             |                     |                    | 2007                     | B07MC530002  | \$0.00           |
|         |             |                     |                    | 2008                     | B08MC530002  | \$0.00           |
|         |             |                     |                    | 2009                     | B09MC530002  | \$0.00           |
|         |             |                     |                    | 2010                     | B10MC530002  | \$0.00           |
|         |             |                     |                    | 2011                     | B11MC530002  | \$0.00           |
|         |             |                     |                    | 2012                     | B12MC530002  | \$0.00           |
|         |             |                     |                    | 2013                     | B13MC530002  | \$0.00           |
|         |             |                     |                    | 2014                     | B14MC530002  | \$0.00           |
|         |             |                     |                    | 2015                     | B15MC530002  | \$0.00           |
|         |             |                     |                    | 2016                     | B16MC530002  | \$0.00           |
|         |             |                     |                    | 2017                     | B17MC530002  | \$0.00           |
|         |             |                     |                    | 2018                     | B18MC530002  | \$0.00           |
|         |             |                     |                    | 2019                     | B19MC530002  | \$0.00           |
|         |             |                     |                    | 2020                     | B20MC530002  | \$0.00           |
|         |             |                     |                    |                          | B20MW530002  | \$0.00           |
| 2021    | B21MC530002 | \$0.00              |                    |                          |              |                  |
| 2022    | B22MC530002 | \$0.00              |                    |                          |              |                  |
| 2023    | B23MC530002 | \$0.00              |                    |                          |              |                  |
|         |             |                     |                    | <b>RICHLAND Subtotal</b> |              | <b>\$0.00</b>    |
|         |             | <b>EN Subtotal:</b> |                    |                          |              | <b>\$0.00</b>    |
| RL      | RICHLAND    | WA                  | 2000               | B00MC530002              | \$0.00       |                  |
|         |             |                     | 2002               | B02MC530002              | \$0.00       |                  |
|         |             |                     | 2003               | B03MC530002              | \$0.00       |                  |
|         |             |                     | 2004               | B04MC530002              | \$0.00       |                  |
|         |             |                     | 2005               | B05MC530002              | \$0.00       |                  |
|         |             |                     | 2006               | B06MC530002              | \$0.00       |                  |
|         |             |                     | 2007               | B07MC530002              | \$0.00       |                  |
|         |             |                     | 2008               | B08MC530002              | \$0.00       |                  |
|         |             |                     | 2009               | B09MC530002              | \$0.00       |                  |
|         |             |                     | 2010               | B10MC530002              | \$0.00       |                  |
| 2011    | B11MC530002 | \$0.00              |                    |                          |              |                  |
| 2012    | B12MC530002 | \$0.00              |                    |                          |              |                  |
| 2013    | B13MC530002 | \$0.00              |                    |                          |              |                  |

U.S. DEPARTMENT OF HOUSING AND  
 URBAN DEVELOPMENT  
 OFFICE OF COMMUNITY PLANNING AND  
 DEVELOPMENT  
 PR01 - HUD Grants and Program Income

DATE: 2/22/2024  
 TIME: 5:08:02 PM  
 PAGE: 9/32

IDIS

| Program                  | Fund Type   | Grantee Name        | Grantee State Code | Grant Year               | Grant Number | Authorized Amount   |  |  |  |                       |
|--------------------------|-------------|---------------------|--------------------|--------------------------|--------------|---------------------|--|--|--|-----------------------|
| CDBG                     | RL          | RICHLAND            | WA                 | 2014                     | B14MC530002  | \$92,757.43         |  |  |  |                       |
|                          |             |                     |                    | 2015                     | B15MC530002  | \$38,492.00         |  |  |  |                       |
|                          |             |                     |                    | 2016                     | B16MC530002  | \$17,091.15         |  |  |  |                       |
|                          |             |                     |                    | 2017                     | B17MC530002  | \$41,489.99         |  |  |  |                       |
|                          |             |                     |                    | 2018                     | B18MC530002  | \$40,518.02         |  |  |  |                       |
|                          |             |                     |                    | 2019                     | B19MC530002  | \$64,023.78         |  |  |  |                       |
|                          |             |                     |                    | 2020                     | B20MC530002  | \$55,305.33         |  |  |  |                       |
|                          |             |                     |                    |                          | B20MW530002  | \$0.00              |  |  |  |                       |
|                          |             |                     |                    | 2021                     | B21MC530002  | \$6,882.08          |  |  |  |                       |
|                          |             |                     |                    | 2022                     | B22MC530002  | \$7,929.24          |  |  |  |                       |
|                          |             |                     |                    | 2023                     | B23MC530002  | \$7,696.42          |  |  |  |                       |
|                          |             |                     |                    | <b>RICHLAND Subtotal</b> |              |                     |  |  |  | <b>\$2,174,747.67</b> |
|                          |             |                     |                    |                          |              | <b>RL Subtotal:</b> |  |  |  | <b>\$2,174,747.67</b> |
| PI                       | RICHLAND    | WA                  | 2000               | B00MC530002              | \$34,933.63  |                     |  |  |  |                       |
|                          |             |                     | 2001               | B01MC530002              | \$57,154.69  |                     |  |  |  |                       |
|                          |             |                     | 2002               | B02MC530002              | \$127,948.52 |                     |  |  |  |                       |
|                          |             |                     | 2005               | B05MC530002              | \$0.00       |                     |  |  |  |                       |
|                          |             |                     | 2007               | B07MC530002              | \$1.00       |                     |  |  |  |                       |
|                          |             |                     | 2008               | B08MC530002              | \$50,600.00  |                     |  |  |  |                       |
|                          |             |                     | 2015               | B15MC530002              | \$70,344.23  |                     |  |  |  |                       |
|                          |             |                     | 2016               | B16MC530002              | \$56,877.06  |                     |  |  |  |                       |
|                          |             |                     | 2017               | B17MC530002              | \$114,566.39 |                     |  |  |  |                       |
|                          |             |                     | 2018               | B18MC530002              | \$93,622.56  |                     |  |  |  |                       |
|                          |             |                     | 2019               | B19MC530002              | \$72,549.28  |                     |  |  |  |                       |
|                          |             |                     | 2020               | B20MC530002              | \$42,467.63  |                     |  |  |  |                       |
|                          |             |                     |                    | B20MW530002              | \$0.00       |                     |  |  |  |                       |
| 2021                     | B21MC530002 | \$28,480.99         |                    |                          |              |                     |  |  |  |                       |
|                          | B21MW530002 | \$0.00              |                    |                          |              |                     |  |  |  |                       |
| 2022                     | B22MC530002 | \$35,489.03         |                    |                          |              |                     |  |  |  |                       |
| 2023                     | B23MC530002 | \$8,656.00          |                    |                          |              |                     |  |  |  |                       |
| <b>RICHLAND Subtotal</b> |             |                     |                    |                          |              | <b>\$793,691.01</b> |  |  |  |                       |
|                          |             | <b>PI Subtotal:</b> |                    |                          |              | <b>\$793,691.01</b> |  |  |  |                       |
| AD                       | RICHLAND    | WA                  | 1996               | B96MC530002              | \$21,244.00  |                     |  |  |  |                       |
|                          |             |                     | 1999               | B99MC530002              | \$57,800.00  |                     |  |  |  |                       |
|                          |             |                     | 2000               | B00MC530002              | \$57,000.00  |                     |  |  |  |                       |
|                          |             |                     | 2001               | B01MC530002              | \$59,200.00  |                     |  |  |  |                       |
|                          |             |                     | 2004               | B04MC530002              | \$64,600.00  |                     |  |  |  |                       |
|                          |             |                     | 2006               | B06MC530002              | \$55,459.00  |                     |  |  |  |                       |
|                          |             |                     | 2007               | B07MC530002              | \$55,543.00  |                     |  |  |  |                       |
|                          |             |                     | 2008               | B08MC530002              | \$37,519.82  |                     |  |  |  |                       |
|                          |             |                     | 2010               | B10MC530002              | \$52,613.72  |                     |  |  |  |                       |
|                          |             |                     | 2011               | B11MC530002              | \$49,515.00  |                     |  |  |  |                       |
|                          |             |                     | 2012               | B12MC530002              | \$44,043.00  |                     |  |  |  |                       |
|                          |             |                     | 2014               | B14MC530002              | \$56,229.63  |                     |  |  |  |                       |
|                          |             |                     | 2015               | B15MC530002              | \$46,039.57  |                     |  |  |  |                       |
| 2016                     | B16MC530002 | \$46,977.76         |                    |                          |              |                     |  |  |  |                       |
| 2018                     | B18MC530002 | \$61,393.00         |                    |                          |              |                     |  |  |  |                       |
| 2019                     | B19MC530002 | \$0.00              |                    |                          |              |                     |  |  |  |                       |
| <b>RICHLAND Subtotal</b> |             |                     |                    |                          |              | <b>\$765,177.50</b> |  |  |  |                       |
|                          |             | <b>AD Subtotal:</b> |                    |                          |              | <b>\$765,177.50</b> |  |  |  |                       |
| HOME                     | EN          | RICHLAND            | WA                 | 1996                     | M96DC530202  | \$569,000.00        |  |  |  |                       |

U.S. DEPARTMENT OF HOUSING AND  
 URBAN DEVELOPMENT  
 OFFICE OF COMMUNITY PLANNING AND  
 DEVELOPMENT  
 PR01 - HUD Grants and Program Income

DATE: 2/22/2024  
 TIME: 5:08:02 PM  
 PAGE: 10/32

IDIS

| Program | Fund Type                | Grantee Name  | Grantee State Code | Grant Year  | Grant Number             | Suballocated Amount |
|---------|--------------------------|---------------|--------------------|-------------|--------------------------|---------------------|
| CDBG    | RL                       | RICHLAND      | WA                 | 2014        | B14MC530002              | \$0.00              |
|         |                          |               |                    | 2015        | B15MC530002              | \$0.00              |
|         |                          |               |                    | 2016        | B16MC530002              | \$0.00              |
|         |                          |               |                    | 2017        | B17MC530002              | \$0.00              |
|         |                          |               |                    | 2018        | B18MC530002              | \$0.00              |
|         |                          |               |                    | 2019        | B19MC530002              | \$0.00              |
|         |                          |               |                    | 2020        | B20MC530002              | \$0.00              |
|         |                          |               |                    |             | B20MW530002              | \$0.00              |
|         |                          |               |                    | 2021        | B21MC530002              | \$0.00              |
|         |                          |               |                    | 2022        | B22MC530002              | \$0.00              |
|         |                          |               |                    | 2023        | B23MC530002              | \$0.00              |
|         |                          |               |                    |             | <b>RICHLAND Subtotal</b> | <b>\$0.00</b>       |
|         |                          |               |                    |             | <b>RL Subtotal:</b>      | <b>\$0.00</b>       |
| PI      | RICHLAND                 | WA            | 2000               | B00MC530002 | \$0.00                   |                     |
|         |                          |               | 2001               | B01MC530002 | \$0.00                   |                     |
|         |                          |               | 2002               | B02MC530002 | \$0.00                   |                     |
|         |                          |               | 2005               | B05MC530002 | \$0.00                   |                     |
|         |                          |               | 2007               | B07MC530002 | \$0.00                   |                     |
|         |                          |               | 2008               | B08MC530002 | \$0.00                   |                     |
|         |                          |               | 2015               | B15MC530002 | \$0.00                   |                     |
|         |                          |               | 2016               | B16MC530002 | \$0.00                   |                     |
|         |                          |               | 2017               | B17MC530002 | \$0.00                   |                     |
|         |                          |               | 2018               | B18MC530002 | \$0.00                   |                     |
|         |                          |               | 2019               | B19MC530002 | \$0.00                   |                     |
|         |                          |               | 2020               | B20MC530002 | \$0.00                   |                     |
|         |                          |               |                    | B20MW530002 | \$0.00                   |                     |
| 2021    | B21MC530002              | \$0.00        |                    |             |                          |                     |
|         | B21MW530002              | \$0.00        |                    |             |                          |                     |
| 2022    | B22MC530002              | \$0.00        |                    |             |                          |                     |
| 2023    | B23MC530002              | \$0.00        |                    |             |                          |                     |
|         | <b>RICHLAND Subtotal</b> | <b>\$0.00</b> |                    |             |                          |                     |
|         | <b>PI Subtotal:</b>      | <b>\$0.00</b> |                    |             |                          |                     |
| AD      | RICHLAND                 | WA            | 1996               | B96MC530002 | \$0.00                   |                     |
|         |                          |               | 1999               | B99MC530002 | \$0.00                   |                     |
|         |                          |               | 2000               | B00MC530002 | \$0.00                   |                     |
|         |                          |               | 2001               | B01MC530002 | \$0.00                   |                     |
|         |                          |               | 2004               | B04MC530002 | \$0.00                   |                     |
|         |                          |               | 2006               | B06MC530002 | \$0.00                   |                     |
|         |                          |               | 2007               | B07MC530002 | \$0.00                   |                     |
|         |                          |               | 2008               | B08MC530002 | \$0.00                   |                     |
|         |                          |               | 2010               | B10MC530002 | \$0.00                   |                     |
|         |                          |               | 2011               | B11MC530002 | \$0.00                   |                     |
|         |                          |               | 2012               | B12MC530002 | \$0.00                   |                     |
|         |                          |               | 2014               | B14MC530002 | \$0.00                   |                     |
|         |                          |               | 2015               | B15MC530002 | \$0.00                   |                     |
| 2016    | B16MC530002              | \$0.00        |                    |             |                          |                     |
| 2018    | B18MC530002              | \$0.00        |                    |             |                          |                     |
| 2019    | B19MC530002              | \$0.00        |                    |             |                          |                     |
|         | <b>RICHLAND Subtotal</b> | <b>\$0.00</b> |                    |             |                          |                     |
|         | <b>AD Subtotal:</b>      | <b>\$0.00</b> |                    |             |                          |                     |
| HOME    | EN                       | RICHLAND      | WA                 | 1996        | M96DC530202              | \$142,750.00        |

U.S. DEPARTMENT OF HOUSING AND  
 URBAN DEVELOPMENT  
 OFFICE OF COMMUNITY PLANNING AND  
 DEVELOPMENT  
 PR01 - HUD Grants and Program Income

DATE: 2/22/2024  
 TIME: 5:08:02 PM  
 PAGE: 11/32

IDIS

| Program                  | Fund Type   | Grantee Name        | Grantee State Code | Grant Year               | Grant Number | Amount Committed to Activities |  |  |  |                       |
|--------------------------|-------------|---------------------|--------------------|--------------------------|--------------|--------------------------------|--|--|--|-----------------------|
| CDBG                     | RL          | RICHLAND            | WA                 | 2014                     | B14MC530002  | \$92,757.43                    |  |  |  |                       |
|                          |             |                     |                    | 2015                     | B15MC530002  | \$38,492.00                    |  |  |  |                       |
|                          |             |                     |                    | 2016                     | B16MC530002  | \$17,091.15                    |  |  |  |                       |
|                          |             |                     |                    | 2017                     | B17MC530002  | \$41,489.99                    |  |  |  |                       |
|                          |             |                     |                    | 2018                     | B18MC530002  | \$40,518.02                    |  |  |  |                       |
|                          |             |                     |                    | 2019                     | B19MC530002  | \$44,283.30                    |  |  |  |                       |
|                          |             |                     |                    | 2020                     | B20MC530002  | \$0.00                         |  |  |  |                       |
|                          |             |                     |                    |                          | B20MW530002  | \$0.00                         |  |  |  |                       |
|                          |             |                     |                    | 2021                     | B21MC530002  | \$0.00                         |  |  |  |                       |
|                          |             |                     |                    | 2022                     | B22MC530002  | \$0.00                         |  |  |  |                       |
|                          |             |                     |                    | 2023                     | B23MC530002  | \$0.00                         |  |  |  |                       |
|                          |             |                     |                    | <b>RICHLAND Subtotal</b> |              |                                |  |  |  | <b>\$2,077,194.12</b> |
|                          |             |                     |                    |                          |              | <b>RL Subtotal:</b>            |  |  |  | <b>\$2,077,194.12</b> |
| PI                       | RICHLAND    | WA                  | 2000               | B00MC530002              | \$34,933.63  |                                |  |  |  |                       |
|                          |             |                     | 2001               | B01MC530002              | \$57,154.69  |                                |  |  |  |                       |
|                          |             |                     | 2002               | B02MC530002              | \$127,948.52 |                                |  |  |  |                       |
|                          |             |                     | 2005               | B05MC530002              | \$0.00       |                                |  |  |  |                       |
|                          |             |                     | 2007               | B07MC530002              | \$1.00       |                                |  |  |  |                       |
|                          |             |                     | 2008               | B08MC530002              | \$50,600.00  |                                |  |  |  |                       |
|                          |             |                     | 2015               | B15MC530002              | \$70,344.23  |                                |  |  |  |                       |
|                          |             |                     | 2016               | B16MC530002              | \$56,877.06  |                                |  |  |  |                       |
|                          |             |                     | 2017               | B17MC530002              | \$114,566.39 |                                |  |  |  |                       |
|                          |             |                     | 2018               | B18MC530002              | \$93,622.56  |                                |  |  |  |                       |
|                          |             |                     | 2019               | B19MC530002              | \$72,549.28  |                                |  |  |  |                       |
|                          |             |                     | 2020               | B20MC530002              | \$42,467.63  |                                |  |  |  |                       |
|                          |             |                     |                    | B20MW530002              | \$0.00       |                                |  |  |  |                       |
| 2021                     | B21MC530002 | \$28,480.99         |                    |                          |              |                                |  |  |  |                       |
|                          | B21MW530002 | \$0.00              |                    |                          |              |                                |  |  |  |                       |
| 2022                     | B22MC530002 | \$35,489.03         |                    |                          |              |                                |  |  |  |                       |
| 2023                     | B23MC530002 | \$7,514.00          |                    |                          |              |                                |  |  |  |                       |
| <b>RICHLAND Subtotal</b> |             |                     |                    |                          |              | <b>\$792,549.01</b>            |  |  |  |                       |
|                          |             | <b>PI Subtotal:</b> |                    |                          |              | <b>\$792,549.01</b>            |  |  |  |                       |
| AD                       | RICHLAND    | WA                  | 1996               | B96MC530002              | \$21,244.00  |                                |  |  |  |                       |
|                          |             |                     | 1999               | B99MC530002              | \$57,800.00  |                                |  |  |  |                       |
|                          |             |                     | 2000               | B00MC530002              | \$57,000.00  |                                |  |  |  |                       |
|                          |             |                     | 2001               | B01MC530002              | \$59,200.00  |                                |  |  |  |                       |
|                          |             |                     | 2004               | B04MC530002              | \$64,600.00  |                                |  |  |  |                       |
|                          |             |                     | 2006               | B06MC530002              | \$55,459.00  |                                |  |  |  |                       |
|                          |             |                     | 2007               | B07MC530002              | \$55,543.00  |                                |  |  |  |                       |
|                          |             |                     | 2008               | B08MC530002              | \$37,519.82  |                                |  |  |  |                       |
|                          |             |                     | 2010               | B10MC530002              | \$52,613.72  |                                |  |  |  |                       |
|                          |             |                     | 2011               | B11MC530002              | \$49,515.00  |                                |  |  |  |                       |
|                          |             |                     | 2012               | B12MC530002              | \$44,043.00  |                                |  |  |  |                       |
|                          |             |                     | 2014               | B14MC530002              | \$56,229.63  |                                |  |  |  |                       |
|                          |             |                     | 2015               | B15MC530002              | \$46,039.57  |                                |  |  |  |                       |
| 2016                     | B16MC530002 | \$46,977.76         |                    |                          |              |                                |  |  |  |                       |
| 2018                     | B18MC530002 | \$61,393.00         |                    |                          |              |                                |  |  |  |                       |
| 2019                     | B19MC530002 | \$0.00              |                    |                          |              |                                |  |  |  |                       |
| <b>RICHLAND Subtotal</b> |             |                     |                    |                          |              | <b>\$765,177.50</b>            |  |  |  |                       |
|                          |             | <b>AD Subtotal:</b> |                    |                          |              | <b>\$765,177.50</b>            |  |  |  |                       |
| HOME                     | EN          | RICHLAND            | WA                 | 1996                     | M96DC530202  | \$426,250.00                   |  |  |  |                       |

U.S. DEPARTMENT OF HOUSING AND  
 URBAN DEVELOPMENT  
 OFFICE OF COMMUNITY PLANNING AND  
 DEVELOPMENT  
 PR01 - HUD Grants and Program Income

DATE: 2/22/2024  
 TIME: 5:08:02 PM  
 PAGE: 12/32

IDIS

| Program                  | Fund Type   | Grantee Name        | Grantee State Code | Grant Year               | Grant Number | Net Drawn Amount    |      |             |              |                       |
|--------------------------|-------------|---------------------|--------------------|--------------------------|--------------|---------------------|------|-------------|--------------|-----------------------|
| CDBG                     | RL          | RICHLAND            | WA                 | 2014                     | B14MC530002  | \$92,757.43         |      |             |              |                       |
|                          |             |                     |                    | 2015                     | B15MC530002  | \$38,492.00         |      |             |              |                       |
|                          |             |                     |                    | 2016                     | B16MC530002  | \$17,091.15         |      |             |              |                       |
|                          |             |                     |                    | 2017                     | B17MC530002  | \$41,489.99         |      |             |              |                       |
|                          |             |                     |                    | 2018                     | B18MC530002  | \$40,518.02         |      |             |              |                       |
|                          |             |                     |                    | 2019                     | B19MC530002  | \$44,283.30         |      |             |              |                       |
|                          |             |                     |                    | 2020                     | B20MC530002  | \$0.00              |      |             |              |                       |
|                          |             |                     |                    |                          | B20MW530002  | \$0.00              |      |             |              |                       |
|                          |             |                     |                    | 2021                     | B21MC530002  | \$0.00              |      |             |              |                       |
|                          |             |                     |                    | 2022                     | B22MC530002  | \$0.00              |      |             |              |                       |
|                          |             |                     |                    | 2023                     | B23MC530002  | \$0.00              |      |             |              |                       |
|                          |             |                     |                    | <b>RICHLAND Subtotal</b> |              |                     |      |             |              | <b>\$2,077,194.12</b> |
|                          |             |                     |                    |                          |              | <b>RL Subtotal:</b> |      |             |              | <b>\$2,077,194.12</b> |
|                          |             |                     |                    | PI                       | RICHLAND     | WA                  | 2000 | B00MC530002 | \$34,933.63  |                       |
|                          |             |                     |                    |                          |              |                     | 2001 | B01MC530002 | \$57,154.69  |                       |
|                          |             |                     |                    |                          |              |                     | 2002 | B02MC530002 | \$127,948.52 |                       |
|                          |             |                     |                    |                          |              |                     | 2005 | B05MC530002 | \$0.00       |                       |
|                          |             |                     |                    |                          |              |                     | 2007 | B07MC530002 | \$1.00       |                       |
|                          |             |                     |                    |                          |              |                     | 2008 | B08MC530002 | \$50,600.00  |                       |
|                          |             |                     |                    |                          |              |                     | 2015 | B15MC530002 | \$70,344.23  |                       |
|                          |             |                     |                    |                          |              |                     | 2016 | B16MC530002 | \$56,877.06  |                       |
|                          |             |                     |                    |                          |              |                     | 2017 | B17MC530002 | \$114,566.39 |                       |
|                          |             |                     |                    |                          |              |                     | 2018 | B18MC530002 | \$93,622.56  |                       |
| 2019                     | B19MC530002 | \$72,549.28         |                    |                          |              |                     |      |             |              |                       |
| 2020                     | B20MC530002 | \$42,467.63         |                    |                          |              |                     |      |             |              |                       |
|                          | B20MW530002 | \$0.00              |                    |                          |              |                     |      |             |              |                       |
| 2021                     | B21MC530002 | \$25,310.39         |                    |                          |              |                     |      |             |              |                       |
|                          | B21MW530002 | \$0.00              |                    |                          |              |                     |      |             |              |                       |
| 2022                     | B22MC530002 | \$1,350.61          |                    |                          |              |                     |      |             |              |                       |
| 2023                     | B23MC530002 | \$7,514.00          |                    |                          |              |                     |      |             |              |                       |
| <b>RICHLAND Subtotal</b> |             |                     |                    |                          |              | <b>\$755,239.99</b> |      |             |              |                       |
|                          |             | <b>PI Subtotal:</b> |                    |                          |              | <b>\$755,239.99</b> |      |             |              |                       |
| AD                       | RICHLAND    | WA                  | 1996               | B96MC530002              | \$21,244.00  |                     |      |             |              |                       |
|                          |             |                     | 1999               | B99MC530002              | \$57,800.00  |                     |      |             |              |                       |
|                          |             |                     | 2000               | B00MC530002              | \$57,000.00  |                     |      |             |              |                       |
|                          |             |                     | 2001               | B01MC530002              | \$59,200.00  |                     |      |             |              |                       |
|                          |             |                     | 2004               | B04MC530002              | \$64,600.00  |                     |      |             |              |                       |
|                          |             |                     | 2006               | B06MC530002              | \$55,459.00  |                     |      |             |              |                       |
|                          |             |                     | 2007               | B07MC530002              | \$55,543.00  |                     |      |             |              |                       |
|                          |             |                     | 2008               | B08MC530002              | \$37,519.82  |                     |      |             |              |                       |
|                          |             |                     | 2010               | B10MC530002              | \$52,613.72  |                     |      |             |              |                       |
|                          |             |                     | 2011               | B11MC530002              | \$49,515.00  |                     |      |             |              |                       |
|                          |             |                     | 2012               | B12MC530002              | \$44,043.00  |                     |      |             |              |                       |
|                          |             |                     | 2014               | B14MC530002              | \$56,229.63  |                     |      |             |              |                       |
|                          |             |                     | 2015               | B15MC530002              | \$46,039.57  |                     |      |             |              |                       |
|                          |             |                     | 2016               | B16MC530002              | \$46,977.76  |                     |      |             |              |                       |
|                          |             |                     | 2018               | B18MC530002              | \$61,393.00  |                     |      |             |              |                       |
| 2019                     | B19MC530002 | \$0.00              |                    |                          |              |                     |      |             |              |                       |
| <b>RICHLAND Subtotal</b> |             |                     |                    |                          |              | <b>\$765,177.50</b> |      |             |              |                       |
|                          |             | <b>AD Subtotal:</b> |                    |                          |              | <b>\$765,177.50</b> |      |             |              |                       |
| HOME                     | EN          | RICHLAND            | WA                 | 1996                     | M96DC530202  | \$426,250.00        |      |             |              |                       |



U.S. DEPARTMENT OF HOUSING AND  
 URBAN DEVELOPMENT  
 OFFICE OF COMMUNITY PLANNING AND  
 DEVELOPMENT  
 PR01 - HUD Grants and Program Income

DATE: 2/22/2024  
 TIME: 5:08:02 PM  
 PAGE: 13/32

IDIS

| Program                  | Fund Type           | Grantee Name    | Grantee State Code | Grant Year               | Grant Number | FY YTD Net Draw Amount |           |      |             |               |
|--------------------------|---------------------|-----------------|--------------------|--------------------------|--------------|------------------------|-----------|------|-------------|---------------|
| CDBG                     | RL                  | RICHLAND        | WA                 | 2014                     | B14MC530002  | \$0.00                 |           |      |             |               |
|                          |                     |                 |                    | 2015                     | B15MC530002  | \$0.00                 |           |      |             |               |
|                          |                     |                 |                    | 2016                     | B16MC530002  | \$0.00                 |           |      |             |               |
|                          |                     |                 |                    | 2017                     | B17MC530002  | \$0.00                 |           |      |             |               |
|                          |                     |                 |                    | 2018                     | B18MC530002  | \$0.00                 |           |      |             |               |
|                          |                     |                 |                    | 2019                     | B19MC530002  | \$0.00                 |           |      |             |               |
|                          |                     |                 |                    | 2020                     | B20MC530002  | \$0.00                 |           |      |             |               |
|                          |                     |                 |                    |                          | B20MW530002  | \$0.00                 |           |      |             |               |
|                          |                     |                 |                    | 2021                     | B21MC530002  | \$0.00                 |           |      |             |               |
|                          |                     |                 |                    | 2022                     | B22MC530002  | \$0.00                 |           |      |             |               |
|                          |                     |                 |                    | 2023                     | B23MC530002  | \$0.00                 |           |      |             |               |
|                          |                     |                 |                    | <b>RICHLAND Subtotal</b> |              |                        |           |      |             | <b>\$0.00</b> |
|                          |                     |                 |                    |                          | <b>PI</b>    | <b>RICHLAND</b>        | <b>WA</b> | 2000 | B00MC530002 | \$0.00        |
|                          |                     |                 |                    | 2001                     | B01MC530002  | \$0.00                 |           |      |             |               |
|                          |                     |                 |                    | 2002                     | B02MC530002  | \$0.00                 |           |      |             |               |
|                          |                     |                 |                    | 2005                     | B05MC530002  | \$0.00                 |           |      |             |               |
|                          |                     |                 |                    | 2007                     | B07MC530002  | \$0.00                 |           |      |             |               |
|                          |                     |                 |                    | 2008                     | B08MC530002  | \$0.00                 |           |      |             |               |
|                          |                     |                 |                    | 2015                     | B15MC530002  | \$0.00                 |           |      |             |               |
|                          |                     |                 |                    | 2016                     | B16MC530002  | \$0.00                 |           |      |             |               |
|                          |                     |                 |                    | 2017                     | B17MC530002  | \$0.00                 |           |      |             |               |
|                          |                     |                 |                    | 2018                     | B18MC530002  | \$0.00                 |           |      |             |               |
|                          |                     |                 |                    | 2019                     | B19MC530002  | \$0.00                 |           |      |             |               |
|                          |                     |                 |                    | 2020                     | B20MC530002  | \$0.00                 |           |      |             |               |
|                          |                     |                 |                    |                          | B20MW530002  | \$0.00                 |           |      |             |               |
|                          |                     |                 |                    | 2021                     | B21MC530002  | \$0.00                 |           |      |             |               |
|                          |                     |                 |                    |                          | B21MW530002  | \$0.00                 |           |      |             |               |
|                          |                     |                 |                    | 2022                     | B22MC530002  | \$1,350.61             |           |      |             |               |
|                          |                     |                 |                    | 2023                     | B23MC530002  | \$7,514.00             |           |      |             |               |
| <b>RICHLAND Subtotal</b> |                     |                 |                    |                          |              | <b>\$8,864.61</b>      |           |      |             |               |
|                          | <b>AD</b>           | <b>RICHLAND</b> | <b>WA</b>          | 1996                     | B96MC530002  | \$0.00                 |           |      |             |               |
|                          |                     |                 |                    | 1999                     | B99MC530002  | \$0.00                 |           |      |             |               |
|                          |                     |                 |                    | 2000                     | B00MC530002  | \$0.00                 |           |      |             |               |
|                          |                     |                 |                    | 2001                     | B01MC530002  | \$0.00                 |           |      |             |               |
|                          |                     |                 |                    | 2004                     | B04MC530002  | \$0.00                 |           |      |             |               |
|                          |                     |                 |                    | 2006                     | B06MC530002  | \$0.00                 |           |      |             |               |
|                          |                     |                 |                    | 2007                     | B07MC530002  | \$0.00                 |           |      |             |               |
|                          |                     |                 |                    | 2008                     | B08MC530002  | \$0.00                 |           |      |             |               |
|                          |                     |                 |                    | 2010                     | B10MC530002  | \$0.00                 |           |      |             |               |
|                          |                     |                 |                    | 2011                     | B11MC530002  | \$0.00                 |           |      |             |               |
|                          |                     |                 |                    | 2012                     | B12MC530002  | \$0.00                 |           |      |             |               |
|                          |                     |                 |                    | 2014                     | B14MC530002  | \$0.00                 |           |      |             |               |
|                          |                     |                 |                    | 2015                     | B15MC530002  | \$0.00                 |           |      |             |               |
|                          |                     |                 |                    | 2016                     | B16MC530002  | \$0.00                 |           |      |             |               |
|                          |                     |                 |                    | 2018                     | B18MC530002  | \$0.00                 |           |      |             |               |
|                          |                     |                 |                    | 2019                     | B19MC530002  | \$0.00                 |           |      |             |               |
| <b>RICHLAND Subtotal</b> |                     |                 |                    |                          |              | <b>\$0.00</b>          |           |      |             |               |
|                          | <b>AD Subtotal:</b> | <b>RICHLAND</b> | <b>WA</b>          | 1996                     | M96DC530202  | \$0.00                 |           |      |             |               |
| HOME                     | EN                  | RICHLAND        | WA                 | 1996                     | M96DC530202  | \$0.00                 |           |      |             |               |

U.S. DEPARTMENT OF HOUSING AND  
 URBAN DEVELOPMENT  
 OFFICE OF COMMUNITY PLANNING AND  
 DEVELOPMENT  
 PR01 - HUD Grants and Program Income

DATE: 2/22/2024  
 TIME: 5:08:02 PM  
 PAGE: 14/32

IDIS

| Program                  | Fund Type   | Grantee Name | Grantee State Code | Grant Year               | Grant Number | Available to Commit |      |             |        |                    |
|--------------------------|-------------|--------------|--------------------|--------------------------|--------------|---------------------|------|-------------|--------|--------------------|
| CDBG                     | RL          | RICHLAND     | WA                 | 2014                     | B14MC530002  | \$0.00              |      |             |        |                    |
|                          |             |              |                    | 2015                     | B15MC530002  | \$0.00              |      |             |        |                    |
|                          |             |              |                    | 2016                     | B16MC530002  | \$0.00              |      |             |        |                    |
|                          |             |              |                    | 2017                     | B17MC530002  | \$0.00              |      |             |        |                    |
|                          |             |              |                    | 2018                     | B18MC530002  | \$0.00              |      |             |        |                    |
|                          |             |              |                    | 2019                     | B19MC530002  | \$19,740.48         |      |             |        |                    |
|                          |             |              |                    | 2020                     | B20MC530002  | \$55,305.33         |      |             |        |                    |
|                          |             |              |                    |                          | B20MW530002  | \$0.00              |      |             |        |                    |
|                          |             |              |                    | 2021                     | B21MC530002  | \$6,882.08          |      |             |        |                    |
|                          |             |              |                    | 2022                     | B22MC530002  | \$7,929.24          |      |             |        |                    |
|                          |             |              |                    | 2023                     | B23MC530002  | \$7,696.42          |      |             |        |                    |
|                          |             |              |                    | <b>RICHLAND Subtotal</b> |              |                     |      |             |        | <b>\$97,553.55</b> |
|                          |             |              |                    | <b>RL Subtotal:</b>      |              |                     |      |             |        | <b>\$97,553.55</b> |
|                          |             |              |                    | PI                       | RICHLAND     | WA                  | 2000 | B00MC530002 | \$0.00 |                    |
|                          |             |              |                    |                          |              |                     | 2001 | B01MC530002 | \$0.00 |                    |
|                          |             |              |                    |                          |              |                     | 2002 | B02MC530002 | \$0.00 |                    |
|                          |             |              |                    |                          |              |                     | 2005 | B05MC530002 | \$0.00 |                    |
|                          |             |              |                    |                          |              |                     | 2007 | B07MC530002 | \$0.00 |                    |
|                          |             |              |                    |                          |              |                     | 2008 | B08MC530002 | \$0.00 |                    |
|                          |             |              |                    |                          |              |                     | 2015 | B15MC530002 | \$0.00 |                    |
|                          |             |              |                    |                          |              |                     | 2016 | B16MC530002 | \$0.00 |                    |
|                          |             |              |                    |                          |              |                     | 2017 | B17MC530002 | \$0.00 |                    |
|                          |             |              |                    |                          |              |                     | 2018 | B18MC530002 | \$0.00 |                    |
| 2019                     | B19MC530002 | \$0.00       |                    |                          |              |                     |      |             |        |                    |
| 2020                     | B20MC530002 | \$0.00       |                    |                          |              |                     |      |             |        |                    |
|                          | B20MW530002 | \$0.00       |                    |                          |              |                     |      |             |        |                    |
| 2021                     | B21MC530002 | \$0.00       |                    |                          |              |                     |      |             |        |                    |
|                          | B21MW530002 | \$0.00       |                    |                          |              |                     |      |             |        |                    |
| 2022                     | B22MC530002 | \$0.00       |                    |                          |              |                     |      |             |        |                    |
| 2023                     | B23MC530002 | \$1,142.00   |                    |                          |              |                     |      |             |        |                    |
| <b>RICHLAND Subtotal</b> |             |              |                    |                          |              | <b>\$1,142.00</b>   |      |             |        |                    |
| <b>PI Subtotal:</b>      |             |              |                    |                          |              | <b>\$1,142.00</b>   |      |             |        |                    |
| AD                       | RICHLAND    | WA           | 1996               | B96MC530002              | \$0.00       |                     |      |             |        |                    |
|                          |             |              | 1999               | B99MC530002              | \$0.00       |                     |      |             |        |                    |
|                          |             |              | 2000               | B00MC530002              | \$0.00       |                     |      |             |        |                    |
|                          |             |              | 2001               | B01MC530002              | \$0.00       |                     |      |             |        |                    |
|                          |             |              | 2004               | B04MC530002              | \$0.00       |                     |      |             |        |                    |
|                          |             |              | 2006               | B06MC530002              | \$0.00       |                     |      |             |        |                    |
|                          |             |              | 2007               | B07MC530002              | \$0.00       |                     |      |             |        |                    |
|                          |             |              | 2008               | B08MC530002              | \$0.00       |                     |      |             |        |                    |
|                          |             |              | 2010               | B10MC530002              | \$0.00       |                     |      |             |        |                    |
|                          |             |              | 2011               | B11MC530002              | \$0.00       |                     |      |             |        |                    |
|                          |             |              | 2012               | B12MC530002              | \$0.00       |                     |      |             |        |                    |
|                          |             |              | 2014               | B14MC530002              | \$0.00       |                     |      |             |        |                    |
|                          |             |              | 2015               | B15MC530002              | \$0.00       |                     |      |             |        |                    |
| 2016                     | B16MC530002 | \$0.00       |                    |                          |              |                     |      |             |        |                    |
| 2018                     | B18MC530002 | \$0.00       |                    |                          |              |                     |      |             |        |                    |
| 2019                     | B19MC530002 | \$0.00       |                    |                          |              |                     |      |             |        |                    |
| <b>RICHLAND Subtotal</b> |             |              |                    |                          |              | <b>\$0.00</b>       |      |             |        |                    |
| <b>AD Subtotal:</b>      |             |              |                    |                          |              | <b>\$0.00</b>       |      |             |        |                    |
| HOME                     | EN          | RICHLAND     | WA                 | 1996                     | M96DC530202  | \$0.00              |      |             |        |                    |

U.S. DEPARTMENT OF HOUSING AND  
 URBAN DEVELOPMENT  
 OFFICE OF COMMUNITY PLANNING AND  
 DEVELOPMENT  
 PR01 - HUD Grants and Program Income

DATE: 2/22/2024  
 TIME: 5:08:02 PM  
 PAGE: 15/32

IDIS

| Program                  | Fund Type   | Grantee Name        | Grantee State Code | Grant Year               | Grant Number | Available to Draw   |      |             |        |                    |
|--------------------------|-------------|---------------------|--------------------|--------------------------|--------------|---------------------|------|-------------|--------|--------------------|
| CDBG                     | RL          | RICHLAND            | WA                 | 2014                     | B14MC530002  | \$0.00              |      |             |        |                    |
|                          |             |                     |                    | 2015                     | B15MC530002  | \$0.00              |      |             |        |                    |
|                          |             |                     |                    | 2016                     | B16MC530002  | \$0.00              |      |             |        |                    |
|                          |             |                     |                    | 2017                     | B17MC530002  | \$0.00              |      |             |        |                    |
|                          |             |                     |                    | 2018                     | B18MC530002  | \$0.00              |      |             |        |                    |
|                          |             |                     |                    | 2019                     | B19MC530002  | \$19,740.48         |      |             |        |                    |
|                          |             |                     |                    | 2020                     | B20MC530002  | \$55,305.33         |      |             |        |                    |
|                          |             |                     |                    |                          | B20MW530002  | \$0.00              |      |             |        |                    |
|                          |             |                     |                    | 2021                     | B21MC530002  | \$6,882.08          |      |             |        |                    |
|                          |             |                     |                    | 2022                     | B22MC530002  | \$7,929.24          |      |             |        |                    |
|                          |             |                     |                    | 2023                     | B23MC530002  | \$7,696.42          |      |             |        |                    |
|                          |             |                     |                    | <b>RICHLAND Subtotal</b> |              |                     |      |             |        | <b>\$97,553.55</b> |
|                          |             |                     |                    |                          |              | <b>RL Subtotal:</b> |      |             |        | <b>\$97,553.55</b> |
|                          |             |                     |                    | PI                       | RICHLAND     | WA                  | 2000 | B00MC530002 | \$0.00 |                    |
|                          |             |                     |                    |                          |              |                     | 2001 | B01MC530002 | \$0.00 |                    |
|                          |             |                     |                    |                          |              |                     | 2002 | B02MC530002 | \$0.00 |                    |
|                          |             |                     |                    |                          |              |                     | 2005 | B05MC530002 | \$0.00 |                    |
|                          |             |                     |                    |                          |              |                     | 2007 | B07MC530002 | \$0.00 |                    |
|                          |             |                     |                    |                          |              |                     | 2008 | B08MC530002 | \$0.00 |                    |
|                          |             |                     |                    |                          |              |                     | 2015 | B15MC530002 | \$0.00 |                    |
|                          |             |                     |                    |                          |              |                     | 2016 | B16MC530002 | \$0.00 |                    |
|                          |             |                     |                    |                          |              |                     | 2017 | B17MC530002 | \$0.00 |                    |
|                          |             |                     |                    |                          |              |                     | 2018 | B18MC530002 | \$0.00 |                    |
| 2019                     | B19MC530002 | \$0.00              |                    |                          |              |                     |      |             |        |                    |
| 2020                     | B20MC530002 | \$0.00              |                    |                          |              |                     |      |             |        |                    |
|                          | B20MW530002 | \$0.00              |                    |                          |              |                     |      |             |        |                    |
| 2021                     | B21MC530002 | \$3,170.60          |                    |                          |              |                     |      |             |        |                    |
|                          | B21MW530002 | \$0.00              |                    |                          |              |                     |      |             |        |                    |
| 2022                     | B22MC530002 | \$34,138.42         |                    |                          |              |                     |      |             |        |                    |
| 2023                     | B23MC530002 | \$1,142.00          |                    |                          |              |                     |      |             |        |                    |
| <b>RICHLAND Subtotal</b> |             |                     |                    |                          |              | <b>\$38,451.02</b>  |      |             |        |                    |
|                          |             | <b>PI Subtotal:</b> |                    |                          |              | <b>\$38,451.02</b>  |      |             |        |                    |
| AD                       | RICHLAND    | WA                  | 1996               | B96MC530002              | \$0.00       |                     |      |             |        |                    |
|                          |             |                     | 1999               | B99MC530002              | \$0.00       |                     |      |             |        |                    |
|                          |             |                     | 2000               | B00MC530002              | \$0.00       |                     |      |             |        |                    |
|                          |             |                     | 2001               | B01MC530002              | \$0.00       |                     |      |             |        |                    |
|                          |             |                     | 2004               | B04MC530002              | \$0.00       |                     |      |             |        |                    |
|                          |             |                     | 2006               | B06MC530002              | \$0.00       |                     |      |             |        |                    |
|                          |             |                     | 2007               | B07MC530002              | \$0.00       |                     |      |             |        |                    |
|                          |             |                     | 2008               | B08MC530002              | \$0.00       |                     |      |             |        |                    |
|                          |             |                     | 2010               | B10MC530002              | \$0.00       |                     |      |             |        |                    |
|                          |             |                     | 2011               | B11MC530002              | \$0.00       |                     |      |             |        |                    |
|                          |             |                     | 2012               | B12MC530002              | \$0.00       |                     |      |             |        |                    |
|                          |             |                     | 2014               | B14MC530002              | \$0.00       |                     |      |             |        |                    |
|                          |             |                     | 2015               | B15MC530002              | \$0.00       |                     |      |             |        |                    |
|                          |             |                     | 2016               | B16MC530002              | \$0.00       |                     |      |             |        |                    |
| 2018                     | B18MC530002 | \$0.00              |                    |                          |              |                     |      |             |        |                    |
| 2019                     | B19MC530002 | \$0.00              |                    |                          |              |                     |      |             |        |                    |
| <b>RICHLAND Subtotal</b> |             |                     |                    |                          |              | <b>\$0.00</b>       |      |             |        |                    |
|                          |             | <b>AD Subtotal:</b> |                    |                          |              | <b>\$0.00</b>       |      |             |        |                    |
| HOME                     | EN          | RICHLAND            | WA                 | 1996                     | M96DC530202  | \$0.00              |      |             |        |                    |

U.S. DEPARTMENT OF HOUSING AND  
 URBAN DEVELOPMENT  
 OFFICE OF COMMUNITY PLANNING AND  
 DEVELOPMENT  
 PR01 - HUD Grants and Program Income

DATE: 2/22/2024  
 TIME: 5:08:02 PM  
 PAGE: 16/32

IDIS

| Program | Fund Type                | Grantee Name  | Grantee State Code | Grant Year  | Grant Number             | Recapture Amount |
|---------|--------------------------|---------------|--------------------|-------------|--------------------------|------------------|
| CDBG    | RL                       | RICHLAND      | WA                 | 2014        | B14MC530002              | \$0.00           |
|         |                          |               |                    | 2015        | B15MC530002              | \$0.00           |
|         |                          |               |                    | 2016        | B16MC530002              | \$0.00           |
|         |                          |               |                    | 2017        | B17MC530002              | \$0.00           |
|         |                          |               |                    | 2018        | B18MC530002              | \$0.00           |
|         |                          |               |                    | 2019        | B19MC530002              | \$0.00           |
|         |                          |               |                    | 2020        | B20MC530002              | \$0.00           |
|         |                          |               |                    |             | B20MW530002              | \$0.00           |
|         |                          |               |                    | 2021        | B21MC530002              | \$0.00           |
|         |                          |               |                    | 2022        | B22MC530002              | \$0.00           |
|         |                          |               |                    | 2023        | B23MC530002              | \$0.00           |
|         |                          |               |                    |             | <b>RICHLAND Subtotal</b> | <b>\$0.00</b>    |
|         |                          |               |                    | PI          | RICHLAND                 | WA               |
| 2001    | B01MC530002              | \$0.00        |                    |             |                          |                  |
| 2002    | B02MC530002              | \$0.00        |                    |             |                          |                  |
| 2005    | B05MC530002              | \$0.00        |                    |             |                          |                  |
| 2007    | B07MC530002              | \$0.00        |                    |             |                          |                  |
| 2008    | B08MC530002              | \$0.00        |                    |             |                          |                  |
| 2015    | B15MC530002              | \$0.00        |                    |             |                          |                  |
| 2016    | B16MC530002              | \$0.00        |                    |             |                          |                  |
| 2017    | B17MC530002              | \$0.00        |                    |             |                          |                  |
| 2018    | B18MC530002              | \$0.00        |                    |             |                          |                  |
| 2019    | B19MC530002              | \$0.00        |                    |             |                          |                  |
| 2020    | B20MC530002              | \$0.00        |                    |             |                          |                  |
|         | B20MW530002              | \$0.00        |                    |             |                          |                  |
| 2021    | B21MC530002              | \$0.00        |                    |             |                          |                  |
|         | B21MW530002              | \$0.00        |                    |             |                          |                  |
| 2022    | B22MC530002              | \$0.00        |                    |             |                          |                  |
| 2023    | B23MC530002              | \$0.00        |                    |             |                          |                  |
|         | <b>RICHLAND Subtotal</b> | <b>\$0.00</b> |                    |             |                          |                  |
| AD      | RICHLAND                 | WA            | 1996               | B96MC530002 | \$0.00                   |                  |
|         |                          |               | 1999               | B99MC530002 | \$0.00                   |                  |
|         |                          |               | 2000               | B00MC530002 | \$0.00                   |                  |
|         |                          |               | 2001               | B01MC530002 | \$0.00                   |                  |
|         |                          |               | 2004               | B04MC530002 | \$0.00                   |                  |
|         |                          |               | 2006               | B06MC530002 | \$0.00                   |                  |
|         |                          |               | 2007               | B07MC530002 | \$0.00                   |                  |
|         |                          |               | 2008               | B08MC530002 | \$0.00                   |                  |
|         |                          |               | 2010               | B10MC530002 | \$0.00                   |                  |
|         |                          |               | 2011               | B11MC530002 | \$0.00                   |                  |
|         |                          |               | 2012               | B12MC530002 | \$0.00                   |                  |
|         |                          |               | 2014               | B14MC530002 | \$0.00                   |                  |
|         |                          |               | 2015               | B15MC530002 | \$0.00                   |                  |
| 2016    | B16MC530002              | \$0.00        |                    |             |                          |                  |
| 2018    | B18MC530002              | \$0.00        |                    |             |                          |                  |
| 2019    | B19MC530002              | \$0.00        |                    |             |                          |                  |
|         | <b>RICHLAND Subtotal</b> | <b>\$0.00</b> |                    |             |                          |                  |
| HOME    | EN                       | RICHLAND      | WA                 | 1996        | M96DC530202              | \$0.00           |
|         | <b>AD Subtotal:</b>      | <b>\$0.00</b> |                    |             |                          |                  |

U.S. DEPARTMENT OF HOUSING AND  
 URBAN DEVELOPMENT  
 OFFICE OF COMMUNITY PLANNING AND  
 DEVELOPMENT  
 PR01 - HUD Grants and Program Income

DATE: 2/22/2024  
 TIME: 5:08:02 PM  
 PAGE: 17/32

IDIS

| Program | Fund Type   | Grantee Name             | Grantee State Code | Grant Year    | Grant Number | Authorized Amount      |
|---------|-------------|--------------------------|--------------------|---------------|--------------|------------------------|
| HOME    | EN          | RICHLAND                 | WA                 | 1997          | M97DC530202  | \$559,000.00           |
|         |             |                          |                    | 1998          | M98DC530202  | \$599,000.00           |
|         |             |                          |                    | 1999          | M99DC530202  | \$645,000.00           |
|         |             |                          |                    | 2000          | M00DC530202  | \$645,000.00           |
|         |             |                          |                    | 2001          | M01DC530202  | \$719,000.00           |
|         |             |                          |                    | 2002          | M02DC530202  | \$716,000.00           |
|         |             |                          |                    | 2003          | M03DC530202  | \$711,416.00           |
|         |             |                          |                    | 2004          | M04DC530202  | \$707,964.00           |
|         |             |                          |                    | 2005          | M05DC530202  | \$679,378.00           |
|         |             |                          |                    | 2006          | M06DC530202  | \$637,275.00           |
|         |             |                          |                    | 2007          | M07DC530202  | \$648,829.00           |
|         |             |                          |                    | 2008          | M08DC530202  | \$620,240.00           |
|         |             |                          |                    | 2009          | M09DC530202  | \$686,489.00           |
|         |             |                          |                    | 2010          | M10DC530202  | \$681,521.00           |
|         |             |                          |                    | 2011          | M11DC530202  | \$601,960.00           |
|         |             |                          |                    | 2012          | M12DC530202  | \$451,060.00           |
|         |             |                          |                    | 2013          | M13DC530202  | \$453,764.00           |
|         |             |                          |                    | 2014          | M14DC530202  | \$453,362.26           |
|         |             |                          |                    | 2015          | M15DC530202  | \$429,480.00           |
|         |             |                          |                    | 2016          | M16DC530202  | \$398,080.50           |
|         |             |                          |                    | 2017          | M17DC530202  | \$325,626.29           |
|         |             |                          |                    | 2018          | M18DC530202  | \$593,549.05           |
|         |             |                          |                    | 2019          | M19DC530202  | \$535,341.90           |
|         |             |                          |                    | 2020          | M20DC530202  | \$700,209.00           |
|         |             |                          |                    | 2021          | M21DC530202  | \$660,818.00           |
|         |             |                          |                    |               | M21DP530202  | \$2,394,949.00         |
|         |             |                          |                    |               | M22DC530202  | \$753,084.00           |
|         | M23DC530202 | \$716,787.00             |                    |               |              |                        |
|         |             | <b>RICHLAND Subtotal</b> |                    |               |              | <b>\$19,293,183.00</b> |
|         |             | <b>EN Subtotal:</b>      |                    |               |              | <b>\$19,293,183.00</b> |
| PI      | RICHLAND    | WA                       | 2000               | M00DC530202   | \$184,597.59 |                        |
|         |             |                          | 2001               | M01DC530202   | \$154,902.00 |                        |
|         |             |                          | 2002               | M02DC530202   | \$763,596.31 |                        |
|         |             |                          | 2003               | M03DC530202   | \$197,395.36 |                        |
|         |             |                          | 2004               | M04DC530202   | \$934,240.54 |                        |
|         |             |                          | 2005               | M05DC530202   | \$90,041.19  |                        |
|         |             |                          | 2006               | M06DC530202   | \$329,041.45 |                        |
|         |             |                          | 2007               | M07DC530202   | \$166,881.23 |                        |
|         |             |                          | 2008               | M08DC530202   | \$26,197.60  |                        |
|         |             |                          |                    | M08DC53020202 | \$0.00       |                        |
|         |             |                          | 2009               | M09DC530202   | \$183,647.99 |                        |
|         |             |                          | 2010               | M10DC530202   | \$675,254.53 |                        |
|         |             |                          | 2011               | M11DC530202   | \$158,347.74 |                        |
|         |             |                          | 2012               | M12DC530202   | \$400,744.68 |                        |
|         |             |                          | 2013               | M13DC530202   | \$332,703.74 |                        |
|         |             |                          | 2014               | M14DC530202   | \$435,906.04 |                        |
|         |             |                          | 2015               | M15DC530202   | \$103,737.25 |                        |
| 2016    | M16DC530202 | \$175,845.88             |                    |               |              |                        |
| 2017    | M17DC530202 | \$187,250.52             |                    |               |              |                        |
| 2018    | M18DC530202 | \$304,092.89             |                    |               |              |                        |
| 2019    | M19DC530202 | \$191,319.01             |                    |               |              |                        |

U.S. DEPARTMENT OF HOUSING AND  
 URBAN DEVELOPMENT  
 OFFICE OF COMMUNITY PLANNING AND  
 DEVELOPMENT  
 PR01 - HUD Grants and Program Income

DATE: 2/22/2024  
 TIME: 5:08:02 PM  
 PAGE: 18/32

IDIS

| Program | Fund Type   | Grantee Name             | Grantee State Code | Grant Year    | Grant Number | Suballocated Amount   |
|---------|-------------|--------------------------|--------------------|---------------|--------------|-----------------------|
| HOME    | EN          | RICHLAND                 | WA                 | 1997          | M97DC530202  | \$83,850.00           |
|         |             |                          |                    | 1998          | M98DC530202  | \$89,850.00           |
|         |             |                          |                    | 1999          | M99DC530202  | \$161,250.00          |
|         |             |                          |                    | 2000          | M00DC530202  | \$161,250.00          |
|         |             |                          |                    | 2001          | M01DC530202  | \$179,750.00          |
|         |             |                          |                    | 2002          | M02DC530202  | \$179,000.00          |
|         |             |                          |                    | 2003          | M03DC530202  | \$177,854.00          |
|         |             |                          |                    | 2004          | M04DC530202  | \$198,044.15          |
|         |             |                          |                    | 2005          | M05DC530202  | \$178,848.91          |
|         |             |                          |                    | 2006          | M06DC530202  | \$294,153.61          |
|         |             |                          |                    | 2007          | M07DC530202  | \$140,298.08          |
|         |             |                          |                    | 2008          | M08DC530202  | \$98,257.41           |
|         |             |                          |                    | 2009          | M09DC530202  | \$171,622.90          |
|         |             |                          |                    | 2010          | M10DC530202  | \$222,032.97          |
|         |             |                          |                    | 2011          | M11DC530202  | \$315,271.77          |
|         |             |                          |                    | 2012          | M12DC530202  | \$262,488.00          |
|         |             |                          |                    | 2013          | M13DC530202  | \$261,915.40          |
|         |             |                          |                    | 2014          | M14DC530202  | \$104,266.51          |
|         |             |                          |                    | 2015          | M15DC530202  | \$107,370.00          |
|         |             |                          |                    | 2016          | M16DC530202  | \$46,833.00           |
|         |             |                          |                    | 2017          | M17DC530202  | \$47,387.10           |
|         |             |                          |                    | 2018          | M18DC530202  | \$369,436.75          |
|         |             |                          |                    | 2019          | M19DC530202  | \$497,865.93          |
|         |             |                          |                    | 2020          | M20DC530202  | \$358,577.30          |
|         |             |                          |                    | 2021          | M21DC530202  | \$165,204.50          |
|         |             |                          |                    |               | M21DP530202  | \$359,242.35          |
|         |             |                          |                    |               | M22DC530202  | \$631,553.53          |
|         | M23DC530202 | \$179,196.75             |                    |               |              |                       |
|         |             | <b>RICHLAND Subtotal</b> |                    |               |              | <b>\$6,185,420.92</b> |
|         |             | <b>EN Subtotal:</b>      |                    |               |              | <b>\$6,185,420.92</b> |
| PI      | RICHLAND    | WA                       | 2000               | M00DC530202   | \$0.00       |                       |
|         |             |                          | 2001               | M01DC530202   | \$0.00       |                       |
|         |             |                          | 2002               | M02DC530202   | \$0.00       |                       |
|         |             |                          | 2003               | M03DC530202   | \$0.00       |                       |
|         |             |                          | 2004               | M04DC530202   | \$0.00       |                       |
|         |             |                          | 2005               | M05DC530202   | \$0.00       |                       |
|         |             |                          | 2006               | M06DC530202   | \$0.00       |                       |
|         |             |                          | 2007               | M07DC530202   | \$0.00       |                       |
|         |             |                          | 2008               | M08DC530202   | \$0.00       |                       |
|         |             |                          |                    | M08DC53020202 | \$0.00       |                       |
|         |             |                          | 2009               | M09DC530202   | \$0.00       |                       |
|         |             |                          | 2010               | M10DC530202   | \$0.00       |                       |
|         |             |                          | 2011               | M11DC530202   | \$0.00       |                       |
|         |             |                          | 2012               | M12DC530202   | \$39,360.03  |                       |
|         |             |                          | 2013               | M13DC530202   | \$28,791.31  |                       |
|         |             |                          | 2014               | M14DC530202   | \$27,029.06  |                       |
|         |             |                          | 2015               | M15DC530202   | \$9,883.73   |                       |
|         |             |                          | 2016               | M16DC530202   | \$17,004.59  |                       |
|         |             |                          | 2017               | M17DC530202   | \$18,725.05  |                       |
| 2018    | M18DC530202 | \$30,409.29              |                    |               |              |                       |
| 2019    | M19DC530202 | \$19,131.90              |                    |               |              |                       |

U.S. DEPARTMENT OF HOUSING AND  
 URBAN DEVELOPMENT  
 OFFICE OF COMMUNITY PLANNING AND  
 DEVELOPMENT  
 PR01 - HUD Grants and Program Income

DATE: 2/22/2024  
 TIME: 5:08:02 PM  
 PAGE: 19/32

IDIS

| Program | Fund Type   | Grantee Name             | Grantee State Code | Grant Year    | Grant Number | Amount Committed to Activities |
|---------|-------------|--------------------------|--------------------|---------------|--------------|--------------------------------|
| HOME    | EN          | RICHLAND                 | WA                 | 1997          | M97DC530202  | \$475,150.00                   |
|         |             |                          |                    | 1998          | M98DC530202  | \$509,150.00                   |
|         |             |                          |                    | 1999          | M99DC530202  | \$483,750.00                   |
|         |             |                          |                    | 2000          | M00DC530202  | \$483,750.00                   |
|         |             |                          |                    | 2001          | M01DC530202  | \$539,250.00                   |
|         |             |                          |                    | 2002          | M02DC530202  | \$537,000.00                   |
|         |             |                          |                    | 2003          | M03DC530202  | \$533,562.00                   |
|         |             |                          |                    | 2004          | M04DC530202  | \$509,919.85                   |
|         |             |                          |                    | 2005          | M05DC530202  | \$500,529.09                   |
|         |             |                          |                    | 2006          | M06DC530202  | \$343,121.39                   |
|         |             |                          |                    | 2007          | M07DC530202  | \$508,530.92                   |
|         |             |                          |                    | 2008          | M08DC530202  | \$521,982.59                   |
|         |             |                          |                    | 2009          | M09DC530202  | \$514,866.10                   |
|         |             |                          |                    | 2010          | M10DC530202  | \$459,488.03                   |
|         |             |                          |                    | 2011          | M11DC530202  | \$286,688.23                   |
|         |             |                          |                    | 2012          | M12DC530202  | \$188,572.00                   |
|         |             |                          |                    | 2013          | M13DC530202  | \$191,848.60                   |
|         |             |                          |                    | 2014          | M14DC530202  | \$349,095.75                   |
|         |             |                          |                    | 2015          | M15DC530202  | \$322,110.00                   |
|         |             |                          |                    | 2016          | M16DC530202  | \$351,247.50                   |
|         |             |                          |                    | 2017          | M17DC530202  | \$278,239.19                   |
|         |             |                          |                    | 2018          | M18DC530202  | \$45,820.57                    |
|         |             |                          |                    | 2019          | M19DC530202  | \$0.00                         |
|         |             |                          |                    | 2020          | M20DC530202  | \$0.00                         |
|         |             |                          |                    | 2021          | M21DC530202  | \$0.00                         |
|         |             |                          |                    |               | M21DP530202  | \$151,605.00                   |
|         |             |                          |                    |               | M22DC530202  | \$0.00                         |
|         | M23DC530202 | \$0.00                   |                    |               |              |                                |
|         |             | <b>RICHLAND Subtotal</b> |                    |               |              | <b>\$9,511,526.81</b>          |
|         |             | <b>EN Subtotal:</b>      |                    |               |              | <b>\$9,511,526.81</b>          |
| PI      | RICHLAND    | WA                       | 2000               | M00DC530202   | \$184,597.59 |                                |
|         |             |                          | 2001               | M01DC530202   | \$154,902.00 |                                |
|         |             |                          | 2002               | M02DC530202   | \$763,596.31 |                                |
|         |             |                          | 2003               | M03DC530202   | \$197,395.36 |                                |
|         |             |                          | 2004               | M04DC530202   | \$934,240.54 |                                |
|         |             |                          | 2005               | M05DC530202   | \$90,041.19  |                                |
|         |             |                          | 2006               | M06DC530202   | \$329,041.45 |                                |
|         |             |                          | 2007               | M07DC530202   | \$166,881.23 |                                |
|         |             |                          | 2008               | M08DC530202   | \$26,197.60  |                                |
|         |             |                          |                    | M08DC53020202 | \$0.00       |                                |
|         |             |                          | 2009               | M09DC530202   | \$183,647.99 |                                |
|         |             |                          | 2010               | M10DC530202   | \$675,254.53 |                                |
|         |             |                          | 2011               | M11DC530202   | \$158,347.74 |                                |
|         |             |                          | 2012               | M12DC530202   | \$361,384.65 |                                |
|         |             |                          | 2013               | M13DC530202   | \$303,912.43 |                                |
|         |             |                          | 2014               | M14DC530202   | \$408,876.98 |                                |
|         |             |                          | 2015               | M15DC530202   | \$93,853.52  |                                |
|         |             |                          | 2016               | M16DC530202   | \$158,841.29 |                                |
| 2017    | M17DC530202 | \$168,525.47             |                    |               |              |                                |
| 2018    | M18DC530202 | \$273,683.60             |                    |               |              |                                |
| 2019    | M19DC530202 | \$172,187.11             |                    |               |              |                                |

U.S. DEPARTMENT OF HOUSING AND  
 URBAN DEVELOPMENT  
 OFFICE OF COMMUNITY PLANNING AND  
 DEVELOPMENT  
 PR01 - HUD Grants and Program Income

DATE: 2/22/2024  
 TIME: 5:08:02 PM  
 PAGE: 20/32

IDIS

| Program | Fund Type   | Grantee Name             | Grantee State Code | Grant Year    | Grant Number | Net Drawn Amount      |
|---------|-------------|--------------------------|--------------------|---------------|--------------|-----------------------|
| HOME    | EN          | RICHLAND                 | WA                 | 1997          | M97DC530202  | \$475,150.00          |
|         |             |                          |                    | 1998          | M98DC530202  | \$509,150.00          |
|         |             |                          |                    | 1999          | M99DC530202  | \$483,750.00          |
|         |             |                          |                    | 2000          | M00DC530202  | \$483,750.00          |
|         |             |                          |                    | 2001          | M01DC530202  | \$539,250.00          |
|         |             |                          |                    | 2002          | M02DC530202  | \$537,000.00          |
|         |             |                          |                    | 2003          | M03DC530202  | \$533,562.00          |
|         |             |                          |                    | 2004          | M04DC530202  | \$509,919.85          |
|         |             |                          |                    | 2005          | M05DC530202  | \$500,529.09          |
|         |             |                          |                    | 2006          | M06DC530202  | \$343,121.39          |
|         |             |                          |                    | 2007          | M07DC530202  | \$508,530.92          |
|         |             |                          |                    | 2008          | M08DC530202  | \$521,982.59          |
|         |             |                          |                    | 2009          | M09DC530202  | \$514,866.10          |
|         |             |                          |                    | 2010          | M10DC530202  | \$459,488.03          |
|         |             |                          |                    | 2011          | M11DC530202  | \$286,688.23          |
|         |             |                          |                    | 2012          | M12DC530202  | \$188,572.00          |
|         |             |                          |                    | 2013          | M13DC530202  | \$191,848.60          |
|         |             |                          |                    | 2014          | M14DC530202  | \$349,095.75          |
|         |             |                          |                    | 2015          | M15DC530202  | \$322,110.00          |
|         |             |                          |                    | 2016          | M16DC530202  | \$351,247.50          |
|         |             |                          |                    | 2017          | M17DC530202  | \$278,239.19          |
|         |             |                          |                    | 2018          | M18DC530202  | \$45,820.57           |
|         |             |                          |                    | 2019          | M19DC530202  | \$0.00                |
|         |             |                          |                    | 2020          | M20DC530202  | \$0.00                |
|         |             |                          |                    | 2021          | M21DC530202  | \$0.00                |
|         |             |                          |                    |               | M21DP530202  | \$4,318.15            |
|         |             |                          |                    |               | M22DC530202  | \$0.00                |
|         | M23DC530202 | \$0.00                   |                    |               |              |                       |
|         |             | <b>RICHLAND Subtotal</b> |                    |               |              | <b>\$9,364,239.96</b> |
|         |             | <b>EN Subtotal:</b>      |                    |               |              | <b>\$9,364,239.96</b> |
| PI      | RICHLAND    | WA                       | 2000               | M00DC530202   | \$184,597.59 |                       |
|         |             |                          | 2001               | M01DC530202   | \$154,902.00 |                       |
|         |             |                          | 2002               | M02DC530202   | \$763,596.31 |                       |
|         |             |                          | 2003               | M03DC530202   | \$197,395.36 |                       |
|         |             |                          | 2004               | M04DC530202   | \$934,240.54 |                       |
|         |             |                          | 2005               | M05DC530202   | \$90,041.19  |                       |
|         |             |                          | 2006               | M06DC530202   | \$329,041.45 |                       |
|         |             |                          | 2007               | M07DC530202   | \$166,881.23 |                       |
|         |             |                          | 2008               | M08DC530202   | \$26,197.60  |                       |
|         |             |                          |                    | M08DC53020202 | \$0.00       |                       |
|         |             |                          | 2009               | M09DC530202   | \$183,647.99 |                       |
|         |             |                          | 2010               | M10DC530202   | \$675,254.53 |                       |
|         |             |                          | 2011               | M11DC530202   | \$158,347.74 |                       |
|         |             |                          | 2012               | M12DC530202   | \$361,384.65 |                       |
|         |             |                          | 2013               | M13DC530202   | \$303,912.43 |                       |
|         |             |                          | 2014               | M14DC530202   | \$408,876.98 |                       |
|         |             |                          | 2015               | M15DC530202   | \$93,853.52  |                       |
| 2016    | M16DC530202 | \$158,841.29             |                    |               |              |                       |
| 2017    | M17DC530202 | \$168,525.47             |                    |               |              |                       |
| 2018    | M18DC530202 | \$273,683.60             |                    |               |              |                       |
| 2019    | M19DC530202 | \$172,187.11             |                    |               |              |                       |



U.S. DEPARTMENT OF HOUSING AND  
 URBAN DEVELOPMENT  
 OFFICE OF COMMUNITY PLANNING AND  
 DEVELOPMENT  
 PR01 - HUD Grants and Program Income

DATE: 2/22/2024  
 TIME: 5:08:02 PM  
 PAGE: 21/32

IDIS

| Program | Fund Type   | Grantee Name             | Grantee State Code | Grant Year | Grant Number  | FY YTD Net Draw Amount |
|---------|-------------|--------------------------|--------------------|------------|---------------|------------------------|
| HOME    | EN          | RICHLAND                 | WA                 | 1997       | M97DC530202   | \$0.00                 |
|         |             |                          |                    | 1998       | M98DC530202   | \$0.00                 |
|         |             |                          |                    | 1999       | M99DC530202   | \$0.00                 |
|         |             |                          |                    | 2000       | M00DC530202   | \$0.00                 |
|         |             |                          |                    | 2001       | M01DC530202   | \$0.00                 |
|         |             |                          |                    | 2002       | M02DC530202   | \$0.00                 |
|         |             |                          |                    | 2003       | M03DC530202   | \$0.00                 |
|         |             |                          |                    | 2004       | M04DC530202   | \$0.00                 |
|         |             |                          |                    | 2005       | M05DC530202   | \$0.00                 |
|         |             |                          |                    | 2006       | M06DC530202   | \$0.00                 |
|         |             |                          |                    | 2007       | M07DC530202   | \$0.00                 |
|         |             |                          |                    | 2008       | M08DC530202   | \$0.00                 |
|         |             |                          |                    | 2009       | M09DC530202   | \$0.00                 |
|         |             |                          |                    | 2010       | M10DC530202   | \$0.00                 |
|         |             |                          |                    | 2011       | M11DC530202   | \$0.00                 |
|         |             |                          |                    | 2012       | M12DC530202   | \$0.00                 |
|         |             |                          |                    | 2013       | M13DC530202   | \$0.00                 |
|         |             |                          |                    | 2014       | M14DC530202   | \$0.00                 |
|         |             |                          |                    | 2015       | M15DC530202   | \$0.00                 |
|         |             |                          |                    | 2016       | M16DC530202   | \$0.00                 |
|         |             |                          |                    | 2017       | M17DC530202   | \$0.00                 |
|         |             |                          |                    | 2018       | M18DC530202   | \$1,000.00             |
|         |             |                          |                    | 2019       | M19DC530202   | \$0.00                 |
|         |             |                          |                    | 2020       | M20DC530202   | \$0.00                 |
|         |             |                          |                    | 2021       | M21DC530202   | \$0.00                 |
|         |             |                          |                    |            | M21DP530202   | \$0.00                 |
|         |             |                          |                    | 2022       | M22DC530202   | \$0.00                 |
| 2023    | M23DC530202 | \$0.00                   |                    |            |               |                        |
|         |             | <b>RICHLAND Subtotal</b> |                    |            |               | <b>\$1,000.00</b>      |
|         |             | <b>EN Subtotal:</b>      |                    |            |               | <b>\$1,000.00</b>      |
| PI      |             | RICHLAND                 | WA                 | 2000       | M00DC530202   | \$0.00                 |
|         |             |                          |                    | 2001       | M01DC530202   | \$0.00                 |
|         |             |                          |                    | 2002       | M02DC530202   | \$0.00                 |
|         |             |                          |                    | 2003       | M03DC530202   | \$0.00                 |
|         |             |                          |                    | 2004       | M04DC530202   | \$0.00                 |
|         |             |                          |                    | 2005       | M05DC530202   | \$0.00                 |
|         |             |                          |                    | 2006       | M06DC530202   | \$0.00                 |
|         |             |                          |                    | 2007       | M07DC530202   | \$0.00                 |
|         |             |                          |                    | 2008       | M08DC530202   | \$0.00                 |
|         |             |                          |                    |            | M08DC53020202 | \$0.00                 |
|         |             |                          |                    | 2009       | M09DC530202   | \$0.00                 |
|         |             |                          |                    | 2010       | M10DC530202   | \$0.00                 |
|         |             |                          |                    | 2011       | M11DC530202   | \$0.00                 |
|         |             |                          |                    | 2012       | M12DC530202   | \$0.00                 |
|         |             |                          |                    | 2013       | M13DC530202   | \$0.00                 |
|         |             |                          |                    | 2014       | M14DC530202   | \$0.00                 |
|         |             |                          |                    | 2015       | M15DC530202   | \$0.00                 |
| 2016    | M16DC530202 | \$0.00                   |                    |            |               |                        |
| 2017    | M17DC530202 | \$0.00                   |                    |            |               |                        |
| 2018    | M18DC530202 | \$0.00                   |                    |            |               |                        |
| 2019    | M19DC530202 | \$0.00                   |                    |            |               |                        |

U.S. DEPARTMENT OF HOUSING AND  
 URBAN DEVELOPMENT  
 OFFICE OF COMMUNITY PLANNING AND  
 DEVELOPMENT  
 PR01 - HUD Grants and Program Income

DATE: 2/22/2024  
 TIME: 5:08:02 PM  
 PAGE: 22/32

IDIS

| Program | Fund Type   | Grantee Name             | Grantee State Code    | Grant Year    | Grant Number | Available to Commit |
|---------|-------------|--------------------------|-----------------------|---------------|--------------|---------------------|
| HOME    | EN          | RICHLAND                 | WA                    | 1997          | M97DC530202  | \$0.00              |
|         |             |                          |                       | 1998          | M98DC530202  | \$0.00              |
|         |             |                          |                       | 1999          | M99DC530202  | \$0.00              |
|         |             |                          |                       | 2000          | M00DC530202  | \$0.00              |
|         |             |                          |                       | 2001          | M01DC530202  | \$0.00              |
|         |             |                          |                       | 2002          | M02DC530202  | \$0.00              |
|         |             |                          |                       | 2003          | M03DC530202  | \$0.00              |
|         |             |                          |                       | 2004          | M04DC530202  | \$0.00              |
|         |             |                          |                       | 2005          | M05DC530202  | \$0.00              |
|         |             |                          |                       | 2006          | M06DC530202  | \$0.00              |
|         |             |                          |                       | 2007          | M07DC530202  | \$0.00              |
|         |             |                          |                       | 2008          | M08DC530202  | \$0.00              |
|         |             |                          |                       | 2009          | M09DC530202  | \$0.00              |
|         |             |                          |                       | 2010          | M10DC530202  | \$0.00              |
|         |             |                          |                       | 2011          | M11DC530202  | \$0.00              |
|         |             |                          |                       | 2012          | M12DC530202  | \$0.00              |
|         |             |                          |                       | 2013          | M13DC530202  | \$0.00              |
|         |             |                          |                       | 2014          | M14DC530202  | \$0.00              |
|         |             |                          |                       | 2015          | M15DC530202  | \$0.00              |
|         |             |                          |                       | 2016          | M16DC530202  | \$0.00              |
|         |             |                          |                       | 2017          | M17DC530202  | \$0.00              |
|         |             |                          |                       | 2018          | M18DC530202  | \$178,291.73        |
|         |             |                          |                       | 2019          | M19DC530202  | \$37,475.97         |
|         |             |                          |                       | 2020          | M20DC530202  | \$341,631.70        |
|         |             |                          |                       | 2021          | M21DC530202  | \$495,613.50        |
|         |             |                          |                       |               | M21DP530202  | \$1,884,101.65      |
|         |             |                          |                       |               | M22DC530202  | \$121,530.47        |
|         |             |                          |                       |               | M23DC530202  | \$537,590.25        |
|         |             | <b>RICHLAND Subtotal</b> | <b>\$3,596,235.27</b> |               |              |                     |
|         |             | <b>EN Subtotal:</b>      | <b>\$3,596,235.27</b> |               |              |                     |
| PI      | RICHLAND    | WA                       | 2000                  | M00DC530202   | \$0.00       |                     |
|         |             |                          | 2001                  | M01DC530202   | \$0.00       |                     |
|         |             |                          | 2002                  | M02DC530202   | \$0.00       |                     |
|         |             |                          | 2003                  | M03DC530202   | \$0.00       |                     |
|         |             |                          | 2004                  | M04DC530202   | \$0.00       |                     |
|         |             |                          | 2005                  | M05DC530202   | \$0.00       |                     |
|         |             |                          | 2006                  | M06DC530202   | \$0.00       |                     |
|         |             |                          | 2007                  | M07DC530202   | \$0.00       |                     |
|         |             |                          | 2008                  | M08DC530202   | \$0.00       |                     |
|         |             |                          |                       | M08DC53020202 | \$0.00       |                     |
|         |             |                          | 2009                  | M09DC530202   | \$0.00       |                     |
|         |             |                          | 2010                  | M10DC530202   | \$0.00       |                     |
|         |             |                          | 2011                  | M11DC530202   | \$0.00       |                     |
|         |             |                          | 2012                  | M12DC530202   | \$0.00       |                     |
|         |             |                          | 2013                  | M13DC530202   | \$0.00       |                     |
|         |             |                          | 2014                  | M14DC530202   | \$0.00       |                     |
|         |             |                          | 2015                  | M15DC530202   | \$0.00       |                     |
|         |             |                          | 2016                  | M16DC530202   | \$0.00       |                     |
| 2017    | M17DC530202 | \$0.00                   |                       |               |              |                     |
| 2018    | M18DC530202 | \$0.00                   |                       |               |              |                     |
| 2019    | M19DC530202 | \$0.00                   |                       |               |              |                     |

U.S. DEPARTMENT OF HOUSING AND  
 URBAN DEVELOPMENT  
 OFFICE OF COMMUNITY PLANNING AND  
 DEVELOPMENT  
 PR01 - HUD Grants and Program Income

DATE: 2/22/2024  
 TIME: 5:08:02 PM  
 PAGE: 23/32

IDIS

| Program | Fund Type   | Grantee Name             | Grantee State Code | Grant Year    | Grant Number | Available to Draw     |
|---------|-------------|--------------------------|--------------------|---------------|--------------|-----------------------|
| HOME    | EN          | RICHLAND                 | WA                 | 1997          | M97DC530202  | \$0.00                |
|         |             |                          |                    | 1998          | M98DC530202  | \$0.00                |
|         |             |                          |                    | 1999          | M99DC530202  | \$0.00                |
|         |             |                          |                    | 2000          | M00DC530202  | \$0.00                |
|         |             |                          |                    | 2001          | M01DC530202  | \$0.00                |
|         |             |                          |                    | 2002          | M02DC530202  | \$0.00                |
|         |             |                          |                    | 2003          | M03DC530202  | \$0.00                |
|         |             |                          |                    | 2004          | M04DC530202  | \$0.00                |
|         |             |                          |                    | 2005          | M05DC530202  | \$0.00                |
|         |             |                          |                    | 2006          | M06DC530202  | \$0.00                |
|         |             |                          |                    | 2007          | M07DC530202  | \$0.00                |
|         |             |                          |                    | 2008          | M08DC530202  | \$0.00                |
|         |             |                          |                    | 2009          | M09DC530202  | \$0.00                |
|         |             |                          |                    | 2010          | M10DC530202  | \$0.00                |
|         |             |                          |                    | 2011          | M11DC530202  | \$0.00                |
|         |             |                          |                    | 2012          | M12DC530202  | \$0.00                |
|         |             |                          |                    | 2013          | M13DC530202  | \$0.00                |
|         |             |                          |                    | 2014          | M14DC530202  | \$0.00                |
|         |             |                          |                    | 2015          | M15DC530202  | \$0.00                |
|         |             |                          |                    | 2016          | M16DC530202  | \$0.00                |
|         |             |                          |                    | 2017          | M17DC530202  | \$0.00                |
|         |             |                          |                    | 2018          | M18DC530202  | \$178,291.73          |
|         |             |                          |                    | 2019          | M19DC530202  | \$37,475.97           |
|         |             |                          |                    | 2020          | M20DC530202  | \$341,631.70          |
|         |             |                          |                    | 2021          | M21DC530202  | \$495,613.50          |
|         |             |                          |                    |               | M21DP530202  | \$2,031,388.50        |
|         |             |                          |                    |               | M22DC530202  | \$121,530.47          |
|         | M23DC530202 | \$537,590.25             |                    |               |              |                       |
|         |             | <b>RICHLAND Subtotal</b> |                    |               |              | <b>\$3,743,522.12</b> |
|         |             | <b>EN Subtotal:</b>      |                    |               |              | <b>\$3,743,522.12</b> |
| PI      | RICHLAND    | WA                       | 2000               | M00DC530202   | \$0.00       |                       |
|         |             |                          | 2001               | M01DC530202   | \$0.00       |                       |
|         |             |                          | 2002               | M02DC530202   | \$0.00       |                       |
|         |             |                          | 2003               | M03DC530202   | \$0.00       |                       |
|         |             |                          | 2004               | M04DC530202   | \$0.00       |                       |
|         |             |                          | 2005               | M05DC530202   | \$0.00       |                       |
|         |             |                          | 2006               | M06DC530202   | \$0.00       |                       |
|         |             |                          | 2007               | M07DC530202   | \$0.00       |                       |
|         |             |                          | 2008               | M08DC530202   | \$0.00       |                       |
|         |             |                          |                    | M08DC53020202 | \$0.00       |                       |
|         |             |                          | 2009               | M09DC530202   | \$0.00       |                       |
|         |             |                          | 2010               | M10DC530202   | \$0.00       |                       |
|         |             |                          | 2011               | M11DC530202   | \$0.00       |                       |
| 2012    | M12DC530202 | \$0.00                   |                    |               |              |                       |
| 2013    | M13DC530202 | \$0.00                   |                    |               |              |                       |
| 2014    | M14DC530202 | \$0.00                   |                    |               |              |                       |
| 2015    | M15DC530202 | \$0.00                   |                    |               |              |                       |
| 2016    | M16DC530202 | \$0.00                   |                    |               |              |                       |
| 2017    | M17DC530202 | \$0.00                   |                    |               |              |                       |
| 2018    | M18DC530202 | \$0.00                   |                    |               |              |                       |
| 2019    | M19DC530202 | \$0.00                   |                    |               |              |                       |

U.S. DEPARTMENT OF HOUSING AND  
 URBAN DEVELOPMENT  
 OFFICE OF COMMUNITY PLANNING AND  
 DEVELOPMENT  
 PR01 - HUD Grants and Program Income

DATE: 2/22/2024  
 TIME: 5:08:02 PM  
 PAGE: 24/32

IDIS

| Program | Fund Type   | Grantee Name        | Grantee State Code | Grant Year               | Grant Number | Recapture Amount |
|---------|-------------|---------------------|--------------------|--------------------------|--------------|------------------|
| HOME    | EN          | RICHLAND            | WA                 | 1997                     | M97DC530202  | \$0.00           |
|         |             |                     |                    | 1998                     | M98DC530202  | \$0.00           |
|         |             |                     |                    | 1999                     | M99DC530202  | \$0.00           |
|         |             |                     |                    | 2000                     | M00DC530202  | \$0.00           |
|         |             |                     |                    | 2001                     | M01DC530202  | \$0.00           |
|         |             |                     |                    | 2002                     | M02DC530202  | \$0.00           |
|         |             |                     |                    | 2003                     | M03DC530202  | \$0.00           |
|         |             |                     |                    | 2004                     | M04DC530202  | \$0.00           |
|         |             |                     |                    | 2005                     | M05DC530202  | \$0.00           |
|         |             |                     |                    | 2006                     | M06DC530202  | \$0.00           |
|         |             |                     |                    | 2007                     | M07DC530202  | \$0.00           |
|         |             |                     |                    | 2008                     | M08DC530202  | \$0.00           |
|         |             |                     |                    | 2009                     | M09DC530202  | \$0.00           |
|         |             |                     |                    | 2010                     | M10DC530202  | \$0.00           |
|         |             |                     |                    | 2011                     | M11DC530202  | \$0.00           |
|         |             |                     |                    | 2012                     | M12DC530202  | \$0.00           |
|         |             |                     |                    | 2013                     | M13DC530202  | \$0.00           |
|         |             |                     |                    | 2014                     | M14DC530202  | \$0.00           |
|         |             |                     |                    | 2015                     | M15DC530202  | \$0.00           |
|         |             |                     |                    | 2016                     | M16DC530202  | \$0.00           |
|         |             |                     |                    | 2017                     | M17DC530202  | \$0.00           |
|         |             |                     |                    | 2018                     | M18DC530202  | \$0.00           |
|         |             |                     |                    | 2019                     | M19DC530202  | \$0.00           |
|         |             |                     |                    | 2020                     | M20DC530202  | \$0.00           |
|         |             |                     |                    | 2021                     | M21DC530202  | \$0.00           |
|         |             |                     |                    |                          | M21DP530202  | \$0.00           |
|         |             |                     |                    |                          | M22DC530202  | \$0.00           |
|         | M23DC530202 | \$0.00              |                    |                          |              |                  |
|         |             |                     |                    | <b>RICHLAND Subtotal</b> |              | <b>\$0.00</b>    |
|         |             | <b>EN Subtotal:</b> |                    |                          |              | <b>\$0.00</b>    |
| PI      | RICHLAND    | WA                  | 2000               | M00DC530202              | \$0.00       |                  |
|         |             |                     | 2001               | M01DC530202              | \$0.00       |                  |
|         |             |                     | 2002               | M02DC530202              | \$0.00       |                  |
|         |             |                     | 2003               | M03DC530202              | \$0.00       |                  |
|         |             |                     | 2004               | M04DC530202              | \$0.00       |                  |
|         |             |                     | 2005               | M05DC530202              | \$0.00       |                  |
|         |             |                     | 2006               | M06DC530202              | \$0.00       |                  |
|         |             |                     | 2007               | M07DC530202              | \$0.00       |                  |
|         |             |                     | 2008               | M08DC530202              | \$0.00       |                  |
|         |             |                     |                    | M08DC53020202            | \$0.00       |                  |
|         |             |                     | 2009               | M09DC530202              | \$0.00       |                  |
|         |             |                     | 2010               | M10DC530202              | \$0.00       |                  |
|         |             |                     | 2011               | M11DC530202              | \$0.00       |                  |
| 2012    | M12DC530202 | \$0.00              |                    |                          |              |                  |
| 2013    | M13DC530202 | \$0.00              |                    |                          |              |                  |
| 2014    | M14DC530202 | \$0.00              |                    |                          |              |                  |
| 2015    | M15DC530202 | \$0.00              |                    |                          |              |                  |
| 2016    | M16DC530202 | \$0.00              |                    |                          |              |                  |
| 2017    | M17DC530202 | \$0.00              |                    |                          |              |                  |
| 2018    | M18DC530202 | \$0.00              |                    |                          |              |                  |
| 2019    | M19DC530202 | \$0.00              |                    |                          |              |                  |

U.S. DEPARTMENT OF HOUSING AND  
 URBAN DEVELOPMENT  
 OFFICE OF COMMUNITY PLANNING AND  
 DEVELOPMENT  
 PR01 - HUD Grants and Program Income

DATE: 2/22/2024  
 TIME: 5:08:02 PM  
 PAGE: 25/32

IDIS

| Program        | Fund Type | Grantee Name        | Grantee State Code       | Grant Year  | Grant Number             | Authorized Amount        |
|----------------|-----------|---------------------|--------------------------|-------------|--------------------------|--------------------------|
| HOME           | PI        | RICHLAND            | WA                       | 2020        | M20DC530202              | \$227,855.77             |
|                |           |                     |                          | 2021        | M21DC530202              | \$441,526.61             |
|                |           |                     |                          | 2022        | M22DC530202              | \$215,277.70             |
|                |           |                     |                          | 2023        | M23DC530202              | \$86,365.68              |
|                |           |                     |                          | 2024        | M24DC530202              | \$41,830.18              |
|                |           |                     | <b>RICHLAND Subtotal</b> |             |                          | <b>\$7,008,599.48</b>    |
|                |           |                     | <b>PI Subtotal:</b>      |             |                          | <b>\$7,008,599.48</b>    |
|                | PA        | RICHLAND            | WA                       | 2012        | M12DC530202              | \$39,360.03              |
|                |           |                     |                          | 2013        | M13DC530202              | \$28,791.31              |
|                |           |                     |                          | 2014        | M14DC530202              | \$27,029.06              |
|                |           |                     |                          | 2015        | M15DC530202              | \$9,883.73               |
|                |           |                     |                          | 2016        | M16DC530202              | \$17,004.59              |
|                |           |                     |                          | 2017        | M17DC530202              | \$18,725.05              |
|                |           |                     |                          | 2018        | M18DC530202              | \$30,409.29              |
|                |           |                     |                          | 2019        | M19DC530202              | \$19,131.90              |
|                |           |                     |                          | 2020        | M20DC530202              | \$22,785.58              |
|                |           |                     |                          | 2021        | M21DC530202              | \$44,152.66              |
|                |           |                     |                          | 2022        | M22DC530202              | \$21,527.77              |
|                |           |                     |                          | 2023        | M23DC530202              | \$8,636.57               |
|                |           |                     |                          | 2024        | M24DC530202              | \$950.00                 |
|                |           |                     |                          |             |                          | <b>RICHLAND Subtotal</b> |
|                |           |                     | <b>PA Subtotal:</b>      |             |                          | <b>\$288,387.54</b>      |
|                | IU        | RICHLAND            | WA                       | 2022        | M22DC530202              | \$190,303.86             |
|                |           |                     |                          |             |                          | <b>RICHLAND Subtotal</b> |
|                |           |                     | <b>IU Subtotal:</b>      |             |                          | <b>\$190,303.86</b>      |
| HP             | RICHLAND  | WA                  | 2015                     | M15DC530202 | \$137,133.91             |                          |
|                |           |                     | 2016                     | M16DC530202 | \$116,132.93             |                          |
|                |           |                     | 2017                     | M17DC530202 | \$226,479.98             |                          |
|                |           |                     | 2018                     | M18DC530202 | \$176,598.38             |                          |
|                |           |                     | 2019                     | M19DC530202 | \$189,964.89             |                          |
|                |           |                     | 2020                     | M20DC530202 | \$161,619.72             |                          |
|                |           |                     | 2021                     | M21DC530202 | \$204,300.69             |                          |
|                |           |                     | 2022                     | M22DC530202 | \$98,800.00              |                          |
|                |           |                     | 2023                     | M23DC530202 | \$14,264.00              |                          |
|                |           |                     |                          |             | <b>RICHLAND Subtotal</b> |                          |
|                |           | <b>HP Subtotal:</b> |                          |             | <b>\$1,325,294.50</b>    |                          |
| <b>GRANTEE</b> |           |                     |                          |             |                          | <b>\$41,853,215.56</b>   |

U.S. DEPARTMENT OF HOUSING AND  
 URBAN DEVELOPMENT  
 OFFICE OF COMMUNITY PLANNING AND  
 DEVELOPMENT  
 PR01 - HUD Grants and Program Income

DATE: 2/22/2024  
 TIME: 5:08:02 PM  
 PAGE: 26/32

IDIS

| Program        | Fund Type | Grantee Name        | Grantee State Code        | Grant Year | Grant Number | Suballocated Amount   |               |
|----------------|-----------|---------------------|---------------------------|------------|--------------|-----------------------|---------------|
| HOME           | PI        | RICHLAND            | WA                        | 2020       | M20DC530202  | \$22,785.58           |               |
|                |           |                     |                           | 2021       | M21DC530202  | \$44,152.66           |               |
|                |           |                     |                           | 2022       | M22DC530202  | \$57,349.06           |               |
|                |           |                     |                           | 2023       | M23DC530202  | \$8,636.57            |               |
|                |           |                     |                           | 2024       | M24DC530202  | \$950.00              |               |
|                |           |                     | <b>RICHLAND Subtotal:</b> |            |              | <b>\$324,208.83</b>   |               |
|                |           | PA                  | RICHLAND                  | WA         | 2012         | M12DC530202           | \$0.00        |
|                |           |                     |                           |            | 2013         | M13DC530202           | \$0.00        |
|                |           |                     |                           |            | 2014         | M14DC530202           | \$0.00        |
|                |           |                     |                           |            | 2015         | M15DC530202           | \$0.00        |
|                |           |                     |                           |            | 2016         | M16DC530202           | \$0.00        |
|                |           |                     |                           |            | 2017         | M17DC530202           | \$0.00        |
|                |           |                     |                           |            | 2018         | M18DC530202           | \$0.00        |
|                |           |                     |                           |            | 2019         | M19DC530202           | \$0.00        |
|                |           |                     |                           |            | 2020         | M20DC530202           | \$0.00        |
|                |           |                     |                           |            | 2021         | M21DC530202           | \$0.00        |
|                |           |                     |                           |            | 2022         | M22DC530202           | \$0.00        |
|                |           |                     |                           |            | 2023         | M23DC530202           | \$0.00        |
|                |           |                     |                           |            | 2024         | M24DC530202           | \$0.00        |
|                |           |                     | <b>PA Subtotal:</b>       |            |              |                       | <b>\$0.00</b> |
|                | IU        | RICHLAND            | WA                        | 2022       | M22DC530202  | \$0.00                |               |
|                |           | <b>IU Subtotal:</b> |                           |            |              | <b>\$0.00</b>         |               |
|                | HP        | RICHLAND            | WA                        | 2015       | M15DC530202  | \$0.00                |               |
|                |           |                     |                           | 2016       | M16DC530202  | \$0.00                |               |
|                |           |                     |                           | 2017       | M17DC530202  | \$0.00                |               |
|                |           |                     |                           | 2018       | M18DC530202  | \$0.00                |               |
|                |           |                     |                           | 2019       | M19DC530202  | \$0.00                |               |
|                |           |                     |                           | 2020       | M20DC530202  | \$0.00                |               |
|                |           |                     |                           | 2021       | M21DC530202  | \$0.00                |               |
|                |           |                     |                           | 2022       | M22DC530202  | \$0.00                |               |
|                |           |                     |                           | 2023       | M23DC530202  | \$0.00                |               |
|                |           | <b>HP Subtotal:</b> |                           |            |              | <b>\$0.00</b>         |               |
| <b>GRANTEE</b> |           |                     |                           |            |              | <b>\$7,274,807.25</b> |               |

U.S. DEPARTMENT OF HOUSING AND  
 URBAN DEVELOPMENT  
 OFFICE OF COMMUNITY PLANNING AND  
 DEVELOPMENT  
 PR01 - HUD Grants and Program Income

DATE: 2/22/2024  
 TIME: 5:08:02 PM  
 PAGE: 27/32

IDIS

| Program        | Fund Type | Grantee Name              | Grantee State Code        | Grant Year  | Grant Number           | Amount Committed to Activities |
|----------------|-----------|---------------------------|---------------------------|-------------|------------------------|--------------------------------|
| HOME           | PI        | RICHLAND                  | WA                        | 2020        | M20DC530202            | \$205,070.19                   |
|                |           |                           |                           | 2021        | M21DC530202            | \$77,726.32                    |
|                |           |                           |                           | 2022        | M22DC530202            | \$0.00                         |
|                |           |                           |                           | 2023        | M23DC530202            | \$0.00                         |
|                |           |                           |                           | 2024        | M24DC530202            | \$0.00                         |
|                |           |                           | <b>RICHLAND Subtotal:</b> |             |                        | <b>\$6,088,205.09</b>          |
|                | PA        | RICHLAND                  | WA                        | 2012        | M12DC530202            | \$39,360.03                    |
|                |           |                           |                           | 2013        | M13DC530202            | \$28,791.31                    |
|                |           |                           |                           | 2014        | M14DC530202            | \$27,029.06                    |
|                |           |                           |                           | 2015        | M15DC530202            | \$9,883.73                     |
|                |           |                           |                           | 2016        | M16DC530202            | \$17,004.59                    |
|                |           |                           |                           | 2017        | M17DC530202            | \$18,725.05                    |
|                |           |                           |                           | 2018        | M18DC530202            | \$30,409.29                    |
|                |           |                           |                           | 2019        | M19DC530202            | \$19,131.90                    |
|                |           |                           |                           | 2020        | M20DC530202            | \$22,785.58                    |
|                |           |                           |                           | 2021        | M21DC530202            | \$17,868.55                    |
|                |           |                           |                           | 2022        | M22DC530202            | \$0.00                         |
|                |           |                           |                           | 2023        | M23DC530202            | \$0.00                         |
|                |           |                           |                           | 2024        | M24DC530202            | \$0.00                         |
|                |           |                           | <b>RICHLAND Subtotal:</b> |             |                        | <b>\$230,989.09</b>            |
|                |           |                           | <b>PA Subtotal:</b>       |             |                        | <b>\$230,989.09</b>            |
|                | IU        | RICHLAND                  | WA                        | 2022        | M22DC530202            | \$0.00                         |
|                |           |                           |                           |             |                        | <b>RICHLAND Subtotal:</b>      |
|                |           |                           | <b>IU Subtotal:</b>       |             |                        | <b>\$0.00</b>                  |
|                | HP        | RICHLAND                  | WA                        | 2015        | M15DC530202            | \$137,133.91                   |
| 2016           |           |                           |                           | M16DC530202 | \$116,132.93           |                                |
| 2017           |           |                           |                           | M17DC530202 | \$226,479.98           |                                |
| 2018           |           |                           |                           | M18DC530202 | \$176,598.38           |                                |
| 2019           |           |                           |                           | M19DC530202 | \$178,475.24           |                                |
| 2020           |           |                           |                           | M20DC530202 | \$0.00                 |                                |
| 2021           |           |                           |                           | M21DC530202 | \$0.00                 |                                |
| 2022           |           |                           |                           | M22DC530202 | \$0.00                 |                                |
|                |           | <b>RICHLAND Subtotal:</b> |                           |             | <b>\$834,820.44</b>    |                                |
|                |           | <b>HP Subtotal:</b>       |                           |             | <b>\$834,820.44</b>    |                                |
| <b>GRANTEE</b> |           |                           |                           |             | <b>\$29,373,532.13</b> |                                |

U.S. DEPARTMENT OF HOUSING AND  
 URBAN DEVELOPMENT  
 OFFICE OF COMMUNITY PLANNING AND  
 DEVELOPMENT  
 PR01 - HUD Grants and Program Income

DATE: 2/22/2024  
 TIME: 5:08:02 PM  
 PAGE: 28/32

IDIS

| Program        | Fund Type | Grantee Name             | Grantee State Code       | Grant Year               | Grant Number           | Net Drawn Amount      |
|----------------|-----------|--------------------------|--------------------------|--------------------------|------------------------|-----------------------|
| HOME           | PI        | RICHLAND                 | WA                       | 2020                     | M20DC530202            | \$205,070.19          |
|                |           |                          |                          | 2021                     | M21DC530202            | \$77,726.32           |
|                |           |                          |                          | 2022                     | M22DC530202            | \$35,821.29           |
|                |           |                          |                          | 2023                     | M23DC530202            | \$0.00                |
|                |           |                          |                          | 2024                     | M24DC530202            | \$0.00                |
|                |           |                          | <b>RICHLAND Subtotal</b> |                          |                        | <b>\$6,124,026.38</b> |
|                |           |                          | <b>PI Subtotal:</b>      |                          |                        | <b>\$6,124,026.38</b> |
|                | PA        | RICHLAND                 | WA                       | 2012                     | M12DC530202            | \$39,360.03           |
|                |           |                          |                          | 2013                     | M13DC530202            | \$28,791.31           |
|                |           |                          |                          | 2014                     | M14DC530202            | \$27,029.06           |
|                |           |                          |                          | 2015                     | M15DC530202            | \$9,883.73            |
|                |           |                          |                          | 2016                     | M16DC530202            | \$17,004.59           |
|                |           |                          |                          | 2017                     | M17DC530202            | \$18,725.05           |
|                |           |                          |                          | 2018                     | M18DC530202            | \$30,409.29           |
|                |           |                          |                          | 2019                     | M19DC530202            | \$19,131.90           |
|                |           |                          |                          | 2020                     | M20DC530202            | \$22,785.58           |
|                |           |                          |                          | 2021                     | M21DC530202            | \$5,719.24            |
|                |           |                          |                          | 2022                     | M22DC530202            | \$0.00                |
|                |           |                          |                          | 2023                     | M23DC530202            | \$0.00                |
|                |           |                          |                          | 2024                     | M24DC530202            | \$0.00                |
|                |           | <b>RICHLAND Subtotal</b> |                          |                          | <b>\$218,839.78</b>    |                       |
|                |           | <b>PA Subtotal:</b>      |                          |                          | <b>\$218,839.78</b>    |                       |
| IU             | RICHLAND  | WA                       | 2022                     | M22DC530202              | \$0.00                 |                       |
|                |           |                          |                          | <b>RICHLAND Subtotal</b> |                        | <b>\$0.00</b>         |
|                |           | <b>IU Subtotal:</b>      |                          |                          | <b>\$0.00</b>          |                       |
| HP             | RICHLAND  | WA                       | 2015                     | M15DC530202              | \$137,133.91           |                       |
|                |           |                          | 2016                     | M16DC530202              | \$116,132.93           |                       |
|                |           |                          | 2017                     | M17DC530202              | \$226,479.98           |                       |
|                |           |                          | 2018                     | M18DC530202              | \$176,598.38           |                       |
|                |           |                          | 2019                     | M19DC530202              | \$178,475.24           |                       |
|                |           |                          | 2020                     | M20DC530202              | \$0.00                 |                       |
|                |           |                          | 2021                     | M21DC530202              | \$0.00                 |                       |
|                |           |                          | 2022                     | M22DC530202              | \$0.00                 |                       |
|                |           |                          | 2023                     | M23DC530202              | \$0.00                 |                       |
|                |           | <b>RICHLAND Subtotal</b> |                          |                          | <b>\$834,820.44</b>    |                       |
|                |           | <b>HP Subtotal:</b>      |                          |                          | <b>\$834,820.44</b>    |                       |
| <b>GRANTEE</b> |           |                          |                          |                          | <b>\$28,914,797.78</b> |                       |



U.S. DEPARTMENT OF HOUSING AND  
 URBAN DEVELOPMENT  
 OFFICE OF COMMUNITY PLANNING AND  
 DEVELOPMENT  
 PR01 - HUD Grants and Program Income

DATE: 2/22/2024  
 TIME: 5:08:02 PM  
 PAGE: 29/32

IDIS

| Program        | Fund Type           | Grantee Name        | Grantee State Code       | Grant Year               | Grant Number             | FY YTD Net Draw Amount |
|----------------|---------------------|---------------------|--------------------------|--------------------------|--------------------------|------------------------|
| HOME           | PI                  | RICHLAND            | WA                       | 2020                     | M20DC530202              | \$0.00                 |
|                |                     |                     |                          | 2021                     | M21DC530202              | \$0.00                 |
|                |                     |                     |                          | 2022                     | M22DC530202              | \$0.00                 |
|                |                     |                     |                          | 2023                     | M23DC530202              | \$0.00                 |
|                |                     |                     |                          | 2024                     | M24DC530202              | \$0.00                 |
|                |                     |                     |                          |                          | <b>RICHLAND Subtotal</b> | <b>\$0.00</b>          |
|                |                     | <b>PI Subtotal:</b> |                          |                          |                          | <b>\$0.00</b>          |
|                | PA                  | RICHLAND            | WA                       | 2012                     | M12DC530202              | \$0.00                 |
|                |                     |                     |                          | 2013                     | M13DC530202              | \$0.00                 |
|                |                     |                     |                          | 2014                     | M14DC530202              | \$0.00                 |
|                |                     |                     |                          | 2015                     | M15DC530202              | \$0.00                 |
|                |                     |                     |                          | 2016                     | M16DC530202              | \$0.00                 |
|                |                     |                     |                          | 2017                     | M17DC530202              | \$0.00                 |
|                |                     |                     |                          | 2018                     | M18DC530202              | \$0.00                 |
|                |                     |                     |                          | 2019                     | M19DC530202              | \$0.00                 |
|                |                     |                     |                          | 2020                     | M20DC530202              | \$5,992.19             |
|                |                     |                     |                          | 2021                     | M21DC530202              | \$2,957.34             |
|                |                     |                     |                          | 2022                     | M22DC530202              | \$0.00                 |
|                |                     |                     |                          | 2023                     | M23DC530202              | \$0.00                 |
|                |                     |                     |                          | 2024                     | M24DC530202              | \$0.00                 |
|                |                     |                     |                          | <b>RICHLAND Subtotal</b> | <b>\$8,949.53</b>        |                        |
|                |                     | <b>PA Subtotal:</b> |                          |                          |                          | <b>\$8,949.53</b>      |
|                | IU                  | RICHLAND            | WA                       | 2022                     | M22DC530202              | \$0.00                 |
|                |                     |                     |                          |                          | <b>RICHLAND Subtotal</b> | <b>\$0.00</b>          |
|                |                     | <b>IU Subtotal:</b> |                          |                          |                          | <b>\$0.00</b>          |
| HP             | RICHLAND            | WA                  | 2015                     | M15DC530202              | \$0.00                   |                        |
|                |                     |                     | 2016                     | M16DC530202              | \$0.00                   |                        |
|                |                     |                     | 2017                     | M17DC530202              | \$0.00                   |                        |
|                |                     |                     | 2018                     | M18DC530202              | \$0.00                   |                        |
|                |                     |                     | 2019                     | M19DC530202              | \$28,964.84              |                        |
|                |                     |                     | 2020                     | M20DC530202              | \$0.00                   |                        |
|                |                     |                     | 2021                     | M21DC530202              | \$0.00                   |                        |
|                |                     |                     | 2022                     | M22DC530202              | \$0.00                   |                        |
|                |                     |                     | 2023                     | M23DC530202              | \$0.00                   |                        |
|                |                     |                     | <b>RICHLAND Subtotal</b> | <b>\$28,964.84</b>       |                          |                        |
|                | <b>HP Subtotal:</b> |                     |                          |                          | <b>\$28,964.84</b>       |                        |
| <b>GRANTEE</b> |                     |                     |                          |                          | <b>\$175,816.21</b>      |                        |

U.S. DEPARTMENT OF HOUSING AND  
 URBAN DEVELOPMENT  
 OFFICE OF COMMUNITY PLANNING AND  
 DEVELOPMENT  
 PR01 - HUD Grants and Program Income

DATE: 2/22/2024  
 TIME: 5:08:02 PM  
 PAGE: 30/32

IDIS

| Program        | Fund Type | Grantee Name        | Grantee State Code        | Grant Year          | Grant Number              | Available to Commit       |
|----------------|-----------|---------------------|---------------------------|---------------------|---------------------------|---------------------------|
| HOME           | PI        | RICHLAND            | WA                        | 2020                | M20DC530202               | \$0.00                    |
|                |           |                     |                           | 2021                | M21DC530202               | \$319,647.63              |
|                |           |                     |                           | 2022                | M22DC530202               | \$193,749.93              |
|                |           |                     |                           | 2023                | M23DC530202               | \$77,729.11               |
|                |           |                     |                           | 2024                | M24DC530202               | \$40,880.18               |
|                |           |                     | <b>RICHLAND Subtotal:</b> |                     |                           | <b>\$632,006.85</b>       |
|                | PA        | RICHLAND            | WA                        | 2012                | M12DC530202               | \$0.00                    |
|                |           |                     |                           | 2013                | M13DC530202               | \$0.00                    |
|                |           |                     |                           | 2014                | M14DC530202               | \$0.00                    |
|                |           |                     |                           | 2015                | M15DC530202               | \$0.00                    |
|                |           |                     |                           | 2016                | M16DC530202               | \$0.00                    |
|                |           |                     |                           | 2017                | M17DC530202               | \$0.00                    |
|                |           |                     |                           | 2018                | M18DC530202               | \$0.00                    |
|                |           |                     |                           | 2019                | M19DC530202               | \$0.00                    |
|                |           |                     |                           | 2020                | M20DC530202               | \$0.00                    |
|                |           |                     |                           | 2021                | M21DC530202               | \$26,284.11               |
|                |           |                     |                           | 2022                | M22DC530202               | \$21,527.77               |
|                |           |                     |                           | 2023                | M23DC530202               | \$8,636.57                |
|                |           |                     |                           | 2024                | M24DC530202               | \$950.00                  |
|                |           |                     |                           |                     |                           | <b>RICHLAND Subtotal:</b> |
|                |           |                     | <b>PA Subtotal:</b>       |                     | <b>\$57,398.45</b>        |                           |
|                | IU        | RICHLAND            | WA                        | 2022                | M22DC530202               | \$190,303.86              |
|                |           |                     |                           |                     | <b>RICHLAND Subtotal:</b> | <b>\$190,303.86</b>       |
|                |           |                     | <b>IU Subtotal:</b>       |                     | <b>\$190,303.86</b>       |                           |
|                | HP        | RICHLAND            | WA                        | 2015                | M15DC530202               | \$0.00                    |
| 2016           |           |                     |                           | M16DC530202         | \$0.00                    |                           |
| 2017           |           |                     |                           | M17DC530202         | \$0.00                    |                           |
| 2018           |           |                     |                           | M18DC530202         | \$0.00                    |                           |
| 2019           |           |                     |                           | M19DC530202         | \$11,489.65               |                           |
| 2020           |           |                     |                           | M20DC530202         | \$161,619.72              |                           |
| 2021           |           |                     |                           | M21DC530202         | \$204,300.69              |                           |
| 2022           |           |                     |                           | M22DC530202         | \$98,800.00               |                           |
| 2023           |           |                     |                           | M23DC530202         | \$14,264.00               |                           |
|                |           |                     |                           |                     | <b>RICHLAND Subtotal:</b> |                           |
|                |           | <b>HP Subtotal:</b> |                           | <b>\$490,474.06</b> |                           |                           |
| <b>GRANTEE</b> |           |                     |                           |                     |                           | <b>\$5,240,697.47</b>     |

U.S. DEPARTMENT OF HOUSING AND  
 URBAN DEVELOPMENT  
 OFFICE OF COMMUNITY PLANNING AND  
 DEVELOPMENT  
 PR01 - HUD Grants and Program Income

DATE: 2/22/2024  
 TIME: 5:08:02 PM  
 PAGE: 31/32

IDIS

| Program        | Fund Type           | Grantee Name        | Grantee State Code        | Grant Year  | Grant Number              | Available to Draw         |
|----------------|---------------------|---------------------|---------------------------|-------------|---------------------------|---------------------------|
| HOME           | PI                  | RICHLAND            | WA                        | 2020        | M20DC530202               | \$0.00                    |
|                |                     |                     |                           | 2021        | M21DC530202               | \$319,647.63              |
|                |                     |                     |                           | 2022        | M22DC530202               | \$157,928.64              |
|                |                     |                     |                           | 2023        | M23DC530202               | \$77,729.11               |
|                |                     |                     |                           | 2024        | M24DC530202               | \$40,880.18               |
|                |                     |                     | <b>RICHLAND Subtotal:</b> |             |                           | <b>\$596,185.56</b>       |
|                |                     | <b>PI Subtotal:</b> |                           |             |                           | <b>\$596,185.56</b>       |
|                | PA                  | RICHLAND            | WA                        | 2012        | M12DC530202               | \$0.00                    |
|                |                     |                     |                           | 2013        | M13DC530202               | \$0.00                    |
|                |                     |                     |                           | 2014        | M14DC530202               | \$0.00                    |
|                |                     |                     |                           | 2015        | M15DC530202               | \$0.00                    |
|                |                     |                     |                           | 2016        | M16DC530202               | \$0.00                    |
|                |                     |                     |                           | 2017        | M17DC530202               | \$0.00                    |
|                |                     |                     |                           | 2018        | M18DC530202               | \$0.00                    |
|                |                     |                     |                           | 2019        | M19DC530202               | \$0.00                    |
|                |                     |                     |                           | 2020        | M20DC530202               | \$0.00                    |
|                |                     |                     |                           | 2021        | M21DC530202               | \$38,433.42               |
|                |                     |                     |                           | 2022        | M22DC530202               | \$21,527.77               |
|                |                     |                     |                           | 2023        | M23DC530202               | \$8,636.57                |
|                |                     |                     |                           | 2024        | M24DC530202               | \$950.00                  |
|                |                     |                     |                           |             |                           | <b>RICHLAND Subtotal:</b> |
|                |                     | <b>PA Subtotal:</b> |                           |             |                           | <b>\$69,547.76</b>        |
|                | IU                  | RICHLAND            | WA                        | 2022        | M22DC530202               | \$190,303.86              |
|                |                     |                     |                           |             |                           | <b>RICHLAND Subtotal:</b> |
|                |                     | <b>IU Subtotal:</b> |                           |             |                           | <b>\$190,303.86</b>       |
| HP             | RICHLAND            | WA                  | 2015                      | M15DC530202 | \$0.00                    |                           |
|                |                     |                     | 2016                      | M16DC530202 | \$0.00                    |                           |
|                |                     |                     | 2017                      | M17DC530202 | \$0.00                    |                           |
|                |                     |                     | 2018                      | M18DC530202 | \$0.00                    |                           |
|                |                     |                     | 2019                      | M19DC530202 | \$11,489.65               |                           |
|                |                     |                     | 2020                      | M20DC530202 | \$161,619.72              |                           |
|                |                     |                     | 2021                      | M21DC530202 | \$204,300.69              |                           |
|                |                     |                     | 2022                      | M22DC530202 | \$98,800.00               |                           |
|                |                     |                     | 2023                      | M23DC530202 | \$14,264.00               |                           |
|                |                     |                     |                           |             | <b>RICHLAND Subtotal:</b> |                           |
|                | <b>HP Subtotal:</b> |                     |                           |             | <b>\$490,474.06</b>       |                           |
| <b>GRANTEE</b> |                     |                     |                           |             | <b>\$5,699,431.82</b>     |                           |

U.S. DEPARTMENT OF HOUSING AND  
 URBAN DEVELOPMENT  
 OFFICE OF COMMUNITY PLANNING AND  
 DEVELOPMENT  
 PR01 - HUD Grants and Program Income

DATE: 2/22/2024  
 TIME: 5:08:02 PM  
 PAGE: 32/32

IDIS

| Program                  | Fund Type                | Grantee Name | Grantee State Code | Grant Year               | Grant Number | Recapture Amount |               |
|--------------------------|--------------------------|--------------|--------------------|--------------------------|--------------|------------------|---------------|
| HOME                     | PI                       | RICHLAND     | WA                 | 2020                     | M20DC530202  | \$0.00           |               |
|                          |                          |              |                    | 2021                     | M21DC530202  | \$0.00           |               |
|                          |                          |              |                    | 2022                     | M22DC530202  | \$0.00           |               |
|                          |                          |              |                    | 2023                     | M23DC530202  | \$0.00           |               |
|                          |                          |              |                    | 2024                     | M24DC530202  | \$0.00           |               |
|                          | <b>RICHLAND Subtotal</b> |              |                    |                          |              |                  | <b>\$0.00</b> |
|                          | PA                       | RICHLAND     | WA                 | 2012                     | M12DC530202  | \$0.00           |               |
|                          |                          |              |                    | 2013                     | M13DC530202  | \$0.00           |               |
|                          |                          |              |                    | 2014                     | M14DC530202  | \$0.00           |               |
|                          |                          |              |                    | 2015                     | M15DC530202  | \$0.00           |               |
|                          |                          |              |                    | 2016                     | M16DC530202  | \$0.00           |               |
|                          |                          |              |                    | 2017                     | M17DC530202  | \$0.00           |               |
|                          |                          |              |                    | 2018                     | M18DC530202  | \$0.00           |               |
|                          |                          |              |                    | 2019                     | M19DC530202  | \$0.00           |               |
|                          |                          |              |                    | 2020                     | M20DC530202  | \$0.00           |               |
|                          |                          |              |                    | 2021                     | M21DC530202  | \$0.00           |               |
|                          |                          |              |                    | 2022                     | M22DC530202  | \$0.00           |               |
|                          |                          |              |                    | 2023                     | M23DC530202  | \$0.00           |               |
|                          |                          |              |                    | 2024                     | M24DC530202  | \$0.00           |               |
|                          |                          |              |                    | <b>RICHLAND Subtotal</b> |              |                  |               |
|                          | IU                       | RICHLAND     | WA                 | 2022                     | M22DC530202  | \$0.00           |               |
|                          |                          |              |                    | <b>RICHLAND Subtotal</b> |              |                  |               |
|                          | HP                       | RICHLAND     | WA                 | 2015                     | M15DC530202  | \$0.00           |               |
|                          |                          |              |                    | 2016                     | M16DC530202  | \$0.00           |               |
|                          |                          |              |                    | 2017                     | M17DC530202  | \$0.00           |               |
| 2018                     |                          |              |                    | M18DC530202              | \$0.00       |                  |               |
| 2019                     |                          |              |                    | M19DC530202              | \$0.00       |                  |               |
| 2020                     |                          |              |                    | M20DC530202              | \$0.00       |                  |               |
| 2021                     |                          |              |                    | M21DC530202              | \$0.00       |                  |               |
| 2022                     |                          |              |                    | M22DC530202              | \$0.00       |                  |               |
| 2023                     |                          |              |                    | M23DC530202              | \$0.00       |                  |               |
| <b>RICHLAND Subtotal</b> |                          |              |                    |                          |              | <b>\$0.00</b>    |               |
| <b>HP Subtotal:</b>      |                          |              |                    |                          |              | <b>\$0.00</b>    |               |
| <b>GRANTEE</b>           |                          |              |                    |                          |              | <b>\$0.00</b>    |               |

IDIS - PR02

U.S. Department of Housing and Urban Development  
 Office of Community Planning and Development  
 Integrated Disbursement and Information System  
 List of Activities By Program Year And Project  
 RICHLAND,WA

DATE: 02-22-24  
 TIME: 16:07  
 PAGE: 1

REPORT FOR CPD PROGRAM: HOME, CDBG  
 PGM YR: ALL

Formula and Competitive Grants only, CARES Act Grants only

| Plan Year | IDIS Project | Project  | IDIS Activity ID | Activity Name                   | Activity Status | Program | Funded Amount  | Draw Amount    | Balance |
|-----------|--------------|--|------------------|---------------------------------|-----------------|---------|----------------|----------------|---------|
| 1994      | 1            | CONVERTED HOME ACTIVITIES                          | 1                | HOME COMMITTED FUNDS ADJUSTMENT | Open            | HOME    | \$0.00         | \$0.00         | \$0.00  |
|           |              | Project Total                                      |                  |                                 |                 |         | \$1,349,910.11 | \$1,349,910.11 | \$0.00  |
|           | 2            | CONVERTED CDBG ACTIVITIES                          | 2                | CDBG COMMITTED FUNDS ADJUSTMENT | Open            | CDBG    | \$0.00         | \$0.00         | \$0.00  |
|           |              | Project Total                                      |                  |                                 |                 |         | \$0.00         | \$0.00         | \$0.00  |
|           |              |  | 6                | Unknown                         | Cancelled       | CDBG    | \$0.00         | \$0.00         | \$0.00  |
|           |              |  | 7                | Unknown                         | Cancelled       | CDBG    | \$0.00         | \$0.00         | \$0.00  |
|           |              |  | 8                | Unknown                         | Completed       | CDBG    | \$0.00         | \$0.00         | \$0.00  |
|           |              |  | 9                | Unknown                         | Completed       | CDBG    | \$0.00         | \$0.00         | \$0.00  |
|           |              |  | 10               | Unknown                         | Cancelled       | CDBG    | \$0.00         | \$0.00         | \$0.00  |
|           |              |  | 11               | Unknown                         | Cancelled       | CDBG    | \$0.00         | \$0.00         | \$0.00  |
|           |              |  | 12               | Unknown                         | Cancelled       | CDBG    | \$0.00         | \$0.00         | \$0.00  |
|           |              |  | 13               | Unknown                         | Cancelled       | CDBG    | \$0.00         | \$0.00         | \$0.00  |
|           |              |  | 14               | Unknown                         | Cancelled       | CDBG    | \$0.00         | \$0.00         | \$0.00  |
|           |              |  | 15               | Unknown                         | Cancelled       | CDBG    | \$0.00         | \$0.00         | \$0.00  |
|           |              |  | 16               | Unknown                         | Cancelled       | CDBG    | \$0.00         | \$0.00         | \$0.00  |
|           |              |  | 17               | Unknown                         | Cancelled       | CDBG    | \$0.00         | \$0.00         | \$0.00  |
|           |              |  | 18               | Unknown                         | Cancelled       | CDBG    | \$0.00         | \$0.00         | \$0.00  |
|           |              |  | 19               | Unknown                         | Cancelled       | CDBG    | \$0.00         | \$0.00         | \$0.00  |
|           |              |  | 20               | Unknown                         | Cancelled       | CDBG    | \$0.00         | \$0.00         | \$0.00  |
|           |              | Project Total                                      |                  |                                 |                 |         | \$1,349,910.11 | \$1,349,910.11 | \$0.00  |
|           |              | Program Total                                      |                  |                                 |                 |         | \$1,349,910.11 | \$1,349,910.11 | \$0.00  |
|           |              | HOME   |                  |                                 |                 |         | \$0.00         | \$0.00         | \$0.00  |
| 1995      | 3            | City of Richland Downpayment Assistance Program    | 32               | DOWNPAYMENT ASSISTANCE          | Completed       | CDBG    | \$85,122.00    | \$85,122.00    | \$0.00  |
|           |              | Project Total                                      |                  |                                 |                 |         | \$85,122.00    | \$85,122.00    | \$0.00  |
|           | 5            | Housing Development Program                        | 30               | HOUSING DEVELOPMENT             | Completed       | CDBG    | \$92,723.00    | \$92,723.00    | \$0.00  |
|           |              | Project Total                                      |                  |                                 |                 |         | \$92,723.00    | \$92,723.00    | \$0.00  |
|           | 6            | LID Assistance Program                             | 31               | LID ASSISTANCE                  | Cancelled       | CDBG    | \$0.00         | \$0.00         | \$0.00  |
|           |              | Project Total                                      |                  |                                 |                 |         | \$0.00         | \$0.00         | \$0.00  |
|           |              | Program Total                                      |                  |                                 |                 |         | \$177,845.00   | \$177,845.00   | \$0.00  |
| 1996      | 1            | Kids Connecting Program                            | 21               | KIDS CONNECTING PROGRAM         | Completed       | CDBG    | \$3,647.00     | \$3,647.00     | \$0.00  |
|           |              | Project Total                                      |                  |                                 |                 |         | \$3,647.00     | \$3,647.00     | \$0.00  |
|           | 2            | Benton Franklin Volunteer Center Legal Aid Program | 22               | LEGAL SERVICES                  | Completed       | CDBG    | \$4,930.00     | \$4,930.00     | \$0.00  |
|           |              | Project Total                                      |                  |                                 |                 |         | \$4,930.00     | \$4,930.00     | \$0.00  |

U.S. Department of Housing and Urban Development  
 Office of Community Planning and Development  
 Integrated Disbursement and Information System  
 List of Activities By Program Year And Project  
 RICHLAND, WA

DATE: 02-22-24  
 TIME: 16:07  
 PAGE: 2

| Plan Year | IDIS Project | Project  | IDIS Activity ID | Activity Name                       | Activity Status | Program | Funded Amount | Draw Amount  | Balance |
|-----------|--------------|--|------------------|-------------------------------------|-----------------|---------|---------------|--------------|---------|
| 1996      | 3            | Benton Franklin CAC Homeless Prevention Program        | 23               | PUBLIC SERVICES                     | Completed       | CDBG    | \$16,765.00   | \$16,765.00  | \$0.00  |
|           |              | <b>Project Total</b>                                   |                  |                                     |                 |         | \$16,765.00   | \$16,765.00  | \$0.00  |
|           | 4            | Catholic Family Volunteer Chore Service Materials Fund | 24               | REHAB, SINGLE-UNIT RESIDENTIAL      | Completed       | CDBG    | \$797.73      | \$797.73     | \$0.00  |
|           |              | <b>Project Total</b>                                   |                  |                                     |                 |         | \$797.73      | \$797.73     | \$0.00  |
|           | 5            | Senior Center Kitchen Remodel                          | 25               | SENIOR CENTERS                      | Cancelled       | CDBG    | \$0.00        | \$0.00       | \$0.00  |
|           |              | <b>Project Total</b>                                   |                  |                                     |                 |         | \$0.00        | \$0.00       | \$0.00  |
|           | 6            | Housing Development Program                            | 26               | REHAB, SINGLE-UNIT RESIDENTIAL      | Completed       | CDBG    | \$69,479.00   | \$69,479.00  | \$0.00  |
|           |              | <b>Project Total</b>                                   |                  |                                     |                 |         | \$69,479.00   | \$69,479.00  | \$0.00  |
|           |              |  | 62               | ALLIANCE ASSISTANCE PROGRAM         | Completed       | CDBG    | \$27,701.00   | \$27,701.00  | \$0.00  |
|           |              |  | 64               | TRANSITIONAL HOUSE REHABILITATION   | Cancelled       | CDBG    | \$0.00        | \$0.00       | \$0.00  |
|           |              |  | 65               | TRANSITIONAL HOUSE REHABILITATION   | Completed       | CDBG    | \$40,741.00   | \$40,741.00  | \$0.00  |
|           |              | <b>Project Total</b>                                   |                  |                                     |                 |         | \$107,921.00  | \$107,921.00 | \$0.00  |
|           | 7            | Senior Companion Program                               | 27               | SENIOR SERVICES                     | Completed       | CDBG    | \$1,146.68    | \$1,146.68   | \$0.00  |
|           |              | <b>Project Total</b>                                   |                  |                                     |                 |         | \$1,146.68    | \$1,146.68   | \$0.00  |
|           | 8            | Tri-Cities Food Bank Building                          | 28               | PUBLIC FACILITIES                   | Completed       | CDBG    | \$116,147.00  | \$116,147.00 | \$0.00  |
|           |              | <b>Project Total</b>                                   |                  |                                     |                 |         | \$116,147.00  | \$116,147.00 | \$0.00  |
|           | 9            | CDBG Administration                                    | 29               | Unknown                             | Completed       | CDBG    | \$21,224.00   | \$21,224.00  | \$0.00  |
|           |              | <b>Project Total</b>                                   |                  |                                     |                 |         | \$21,224.00   | \$21,224.00  | \$0.00  |
|           | 10           | HOME - Infill Homeowner Program                        | 55               | INFILL - HOMEOWNERSHIP (R)          | Cancelled       | HOME    | \$0.00        | \$0.00       | \$0.00  |
|           |              |  | 56               | HOME - INFILL HOMEOWNERSHIP PROGRAM | Cancelled       | HOME    | \$0.00        | \$0.00       | \$0.00  |
|           |              |  | 58               | LINDA GRAY                          | Completed       | HOME    | \$24,336.20   | \$24,336.20  | \$0.00  |
|           |              |  | 59               | DAVID DONNELL                       | Completed       | HOME    | \$11,513.40   | \$11,513.40  | \$0.00  |
|           |              |  | 61               | MANH PHAM                           | Completed       | HOME    | \$17,108.00   | \$17,108.00  | \$0.00  |
|           |              |  | 63               | ROSA GARZA                          | Completed       | HOME    | \$20,107.40   | \$20,107.40  | \$0.00  |
|           |              | <b>Project Total</b>                                   |                  |                                     |                 |         | \$73,065.00   | \$73,065.00  | \$0.00  |
|           | 11           | HOME - Owner Occupied Rehab                            | 57               | KENNETH MANVILLE                    | Completed       | HOME    | \$17,123.78   | \$17,123.78  | \$0.00  |
|           |              | <b>Project Total</b>                                   |                  |                                     |                 |         | \$17,123.78   | \$17,123.78  | \$0.00  |
|           | 12           | HOME - Multi-Family Rehab                              | 67               | HOME - RENTAL REHAB (P)             | Cancelled       | HOME    | \$0.00        | \$0.00       | \$0.00  |
|           |              |  | 90               | SELF HELP HOUSING                   | Completed       | HOME    | \$85,850.00   | \$85,850.00  | \$0.00  |
|           |              |  | 91               | PASCO/HOME CONSTRUCTION OF HOUSES   | Completed       | HOME    | \$336,486.18  | \$336,486.18 | \$0.00  |
|           |              | <b>Project Total</b>                                   |                  |                                     |                 |         | \$422,336.18  | \$422,336.18 | \$0.00  |
|           | 13           | HOME Program Administration                            | 33               | HOME PROGRAM ADMINISTRATION         | Cancelled       | CDBG    | \$0.00        | \$0.00       | \$0.00  |
|           |              |  | 34               | HOME PROGRAM ADMINISTRATION         | Completed       | HOME    | \$18,679.12   | \$18,679.12  | \$0.00  |
|           |              |  | 35               | HOME ADMINISTRATION                 | Cancelled       | CDBG    | \$0.00        | \$0.00       | \$0.00  |
|           |              |  | 36               | HOME PROGRAM ADMINISTRATION         | Cancelled       | CDBG    | \$0.00        | \$0.00       | \$0.00  |
|           |              |  | 37               | HOME PROGRAM ADMINISTRATION         | Cancelled       | CDBG    | \$0.00        | \$0.00       | \$0.00  |
|           |              |  | 38               | HOME PROGRAM ADMINISTRATION         | Cancelled       | CDBG    | \$0.00        | \$0.00       | \$0.00  |
|           |              |  | 60               | 96 HOME ADMIN FUNDS                 | Completed       | HOME    | \$38,220.88   | \$38,220.88  | \$0.00  |

U.S. Department of Housing and Urban Development  
 Office of Community Planning and Development  
 Integrated Disbursement and Information System  
 List of Activities By Program Year And Project  
 RICHLAND, WA

DATE: 02-22-24  
 TIME: 16:07  
 PAGE: 3

| Plan Year | IDIS Project | Project                            | IDIS Activity ID | Activity Name                          | Activity Status | Program | Funded Amount | Draw Amount  | Balance |
|-----------|--------------|------------------------------------|------------------|--|-----------------|---------|---------------|--------------|---------|
| 1996      | 13           | HOME Program Administration        | 68               | HOME - CHDO SET ASIDE - 1996           | Cancelled       | CDBG    | \$0.00        | \$0.00       | \$0.00  |
|           |              | <b>Project Total</b>               |                  |  |                 | CDBG    | \$56,900.00   | \$56,900.00  | \$0.00  |
|           |              | <b>Program Total</b>               |                  |  |                 | CDBG    | \$302,578.41  | \$302,578.41 | \$0.00  |
|           |              |                                    |                  |  |                 | HOME    | \$569,424.96  | \$569,424.96 | \$0.00  |
|           |              | <b>1996 Total</b>                  |                  |  |                 |         | \$872,003.37  | \$872,003.37 | \$0.00  |
| 1997      | 1            | HOME - Infill Homeowner Program    | 39               | HOME - INFILL HOMEOWNER PROGRAM (R)    | Cancelled       | HOME    | \$0.00        | \$0.00       | \$0.00  |
|           |              |                                    | 40               | HOME - INFILL HOMEOWNER PROGRAM (R)    | Cancelled       | CDBG    | \$0.00        | \$0.00       | \$0.00  |
|           |              |                                    | 87               | HOME/R: 615 SMITH                      | Completed       | HOME    | \$22,932.83   | \$22,932.83  | \$0.00  |
|           |              |                                    | 88               | HOME/R: 1037 WRIGHT                    | Completed       | HOME    | \$16,360.31   | \$16,360.31  | \$0.00  |
|           |              |                                    | 93               | INFILL                                 | Completed       | HOME    | \$19,439.19   | \$19,439.19  | \$0.00  |
|           |              |                                    | 129              | JUSUF TERZIG                           | Completed       | HOME    | \$17,173.41   | \$17,173.41  | \$0.00  |
|           |              | <b>Project Total</b>               |                  |  |                 | HOME    | \$75,905.74   | \$75,905.74  | \$0.00  |
|           |              | <b>HOME - Owner Occupied Rehab</b> |                  |  |                 | HOME    | \$0.00        | \$0.00       | \$0.00  |
|           |              |                                    | 41               | HOME - OWNER OCCUPIED REHAB (K)        | Cancelled       | HOME    | \$0.00        | \$0.00       | \$0.00  |
|           |              |                                    | 82               | KENNEWICK O/O REHAB                    | Completed       | HOME    | \$37,802.35   | \$37,802.35  | \$0.00  |
|           |              |                                    | 83               | KENNEWICK O/O REHAB DELIVERY AHDC      | Completed       | HOME    | \$28,050.00   | \$28,050.00  | \$0.00  |
|           |              |                                    | 84               | KENNEWICK O/O REHAB                    | Completed       | HOME    | \$13,656.60   | \$13,656.60  | \$0.00  |
|           |              |                                    | 85               | KENNEWICK O/O REHAB                    | Completed       | HOME    | \$16,848.00   | \$16,848.00  | \$0.00  |
|           |              |                                    | 86               | KENNEWICK O/O REHAB                    | Completed       | HOME    | \$35,000.00   | \$35,000.00  | \$0.00  |
|           |              |                                    | 92               | KENNEWICK OWNER OCCUPIED REHAB PROGRAM | Completed       | HOME    | \$20,638.80   | \$20,638.80  | \$0.00  |
|           |              |                                    | 94               | ZEDILAR                                | Completed       | HOME    | \$24,883.00   | \$24,883.00  | \$0.00  |
|           |              |                                    | 95               | KENN O/O REHAB PROGRAM                 | Completed       | HOME    | \$11,000.00   | \$11,000.00  | \$0.00  |
|           |              |                                    | 96               | KENN O/O REHAB PROGRAM                 | Completed       | HOME    | \$35,000.00   | \$35,000.00  | \$0.00  |
|           |              |                                    | 97               | KENN O/O REHAB PROGRAM                 | Completed       | HOME    | \$24,883.00   | \$24,883.00  | \$0.00  |
|           |              |                                    | 98               | KENN O/O REHAB PROGRAM                 | Completed       | HOME    | \$24,383.00   | \$24,383.00  | \$0.00  |
|           |              |                                    | 99               | KENN O/O REHAB PROGRAM                 | Completed       | HOME    | \$23,558.24   | \$23,558.24  | \$0.00  |
|           |              |                                    | 100              | KENN O/O REHAB PROGRAM                 | Completed       | HOME    | \$22,672.00   | \$22,672.00  | \$0.00  |
|           |              |                                    | 101              | KENN O/O REHAB PROGRAM                 | Completed       | HOME    | \$20,412.00   | \$20,412.00  | \$0.00  |
|           |              |                                    | 102              | KENN O/O REHAB PROGRAM                 | Completed       | HOME    | \$22,000.00   | \$22,000.00  | \$0.00  |
|           |              |                                    | 103              | KENN O/O REHAB PROGRAM                 | Completed       | HOME    | \$25,000.00   | \$25,000.00  | \$0.00  |
|           |              |                                    | 104              | KENN O/O REHAB PROGRAM                 | Completed       | HOME    | \$18,571.40   | \$18,571.40  | \$0.00  |
|           |              |                                    | 105              | KENN IN-HOUSE DELIVERY COSTS FOR O/O   | Completed       | HOME    | \$20,446.69   | \$20,446.69  | \$0.00  |
|           |              |                                    | 128              | KENN O/O REHAB                         | Completed       | HOME    | \$21,851.53   | \$21,851.53  | \$0.00  |
|           |              | <b>Project Total</b>               |                  |  |                 | HOME    | \$446,656.61  | \$446,656.61 | \$0.00  |
|           |              | <b>HOME - Multi-Family Rehab</b>   |                  |  |                 | HOME    | \$0.00        | \$0.00       | \$0.00  |
|           |              | <b>Project Total</b>               |                  |  |                 | HOME    | \$36,793.23   | \$36,793.23  | \$0.00  |
|           |              | <b>HOME - Administration</b>       |                  |  |                 | HOME    | \$36,793.23   | \$36,793.23  | \$0.00  |
|           |              | <b>Project Total</b>               |                  |  |                 | CDBG    | \$36,793.23   | \$36,793.23  | \$0.00  |
|           |              | <b>HOME - CHDO Dollars</b>         |                  |  |                 | CDBG    | \$0.00        | \$0.00       | \$0.00  |

U.S. Department of Housing and Urban Development  
 Office of Community Planning and Development  
 Integrated Disbursement and Information System  
 List of Activities By Program Year And Project  
 RICHLAND,WA

DATE: 02-22-24  
 TIME: 16:07  
 PAGE: 4

| Plan Year | IDIS Project                 | Project  | IDIS Activity ID | Activity Name                            | Activity Status | Program     | Funded Amount  | Draw Amount    | Balance |
|-----------|------------------------------|--|------------------|--|-----------------|-------------|----------------|----------------|---------|
| 1997      | 5                            | HOME - CHDO Dollars<br>Project Total   | 89               | '97 CHDO FUNDS: LA CLINICA FOR KENNEWICK | Completed       | HOME        | \$83,850.00    | \$83,850.00    | \$0.00  |
|           | 6                            | Benton Franklin CAC Homeless Prevention Program<br>Project Total             | 45               | B/F CAC HOMELESS PREVENTION              | Completed       | CDBG        | \$83,850.00    | \$83,850.00    | \$0.00  |
|           | 7                            | Benton Franklin Elder Services - Adult Day Health Care<br>Project Total      | 46               | B/F ELDER SERVICES                       | Completed       | CDBG        | \$14,932.00    | \$14,932.00    | \$0.00  |
|           | 8                            | Benton Franklin Regional Council - Regional Rev Loan Fund<br>Project Total   | 47               | B/F REGIONAL REVOLVING LOAN FUND         | Completed       | CDBG        | \$4,773.00     | \$4,773.00     | \$0.00  |
|           | 9                            | Catholic Family and Child Service - Volunteer Chore Service<br>Project Total | 48               | VOLUNTEER CHORE SERVICE                  | Completed       | CDBG        | \$4,773.00     | \$4,773.00     | \$0.00  |
|           | 10                           | City of Richland - Housing Development Program<br>Project Total              | 49               | HOUSING DEVELOPMENT PROGRAM              | Completed       | CDBG        | \$131,544.00   | \$131,544.00   | \$0.00  |
|           | 11                           | CONTACT Tr-Cities - Helpline and Check Line<br>Project Total                 | 50               | CONTACT - HELPLINE AND CHECKLINE         | Completed       | CDBG        | \$1,117.00     | \$1,117.00     | \$0.00  |
|           | 12                           | ARC of Tr-Cities - Therapeutic Program Equipment<br>Project Total            | 51               | ARC OF TR-CITIES                         | Completed       | CDBG        | \$76,964.43    | \$76,964.43    | \$0.00  |
|           | 13                           | Tr-Cities Enterprise Assoc - Small Business Tech Assist<br>Project Total     | 52               | SMALL BUSINESS TECH ASSISTANCE           | Completed       | CDBG        | \$30,000.00    | \$30,000.00    | \$0.00  |
|           | 14                           | Tr-Cities Enterprise Association - Microlending<br>Project Total             | 53               | TRICITIES ENTERPRISE - MICROLENDING      | Completed       | CDBG        | \$106,964.43   | \$106,964.43   | \$0.00  |
|           | 15                           | CDBG Administrative Dollars<br>Project Total                                 | 54               | CDBG ADMINISTRATIVE FUNDS                | Completed       | CDBG        | \$2,968.74     | \$2,968.74     | \$0.00  |
|           | <b>Program Total</b>         |  |                  |  |                 | <b>HOME</b> | \$7,411.19     | \$7,411.19     | \$0.00  |
|           | <b>1997 Total</b>            |  |                  |  |                 |             | \$9,752.84     | \$9,752.84     | \$0.00  |
| 1998      | 1                            | B1 - HOUSING<br>Project Total  | 70               | B/F CAC                                  | Completed       | CDBG        | \$38,215.00    | \$38,215.00    | \$0.00  |
|           |                              |  | 73               | CATHOLIC FAMILY & CHILD CARE SERVICES    | Completed       | CDBG        | \$58,600.00    | \$58,600.00    | \$0.00  |
|           |                              |  | 74               | DOWN PAYMENT ASSISTANCE - COR            | Completed       | CDBG        | \$58,600.00    | \$58,600.00    | \$0.00  |
|           |                              |  | 76               | DOWN PAYMENT ASSISTANCE PROGRAM          | Completed       | CDBG        | \$58,600.00    | \$58,600.00    | \$0.00  |
|           |                              |  | 78               | LUTHER SENIOR CENTER                     | Completed       | CDBG        | \$58,600.00    | \$58,600.00    | \$0.00  |
|           | <b>Project Total</b>         |  |                  |  |                 |             | \$376,278.20   | \$376,278.20   | \$0.00  |
|           | <b>1998 Total</b>            |  |                  |  |                 |             | \$643,205.58   | \$643,205.58   | \$0.00  |
|           | <b>Program Total</b>         |  |                  |  |                 |             | \$1,019,483.78 | \$1,019,483.78 | \$0.00  |
|           | <b>1997 Total</b>            |  |                  |  |                 |             | \$6,323.00     | \$6,323.00     | \$0.00  |
|           | <b>1998 Total</b>            |  |                  |  |                 |             | \$5,64         | \$5,64         | \$0.00  |
|           | <b>Project Total</b>         |  |                  |  |                 |             | \$77,519.18    | \$77,519.18    | \$0.00  |
|           | <b>2 - PUBLIC FACILITIES</b> |  |                  |  |                 |             | \$54,262.61    | \$54,262.61    | \$0.00  |
|           | <b>Project Total</b>         |  |                  |  |                 |             | \$12,690.00    | \$12,690.00    | \$0.00  |
|           | <b>Program Total</b>         |  |                  |  |                 |             | \$150,800.43   | \$150,800.43   | \$0.00  |
|           | <b>1997 Total</b>            |  |                  |  |                 |             | \$14,642.00    | \$14,642.00    | \$0.00  |
|           | <b>1998 Total</b>            |  |                  |  |                 |             | \$1,464.00     | \$1,464.00     | \$0.00  |
|           | <b>Project Total</b>         |  |                  |  |                 |             | \$16,106.00    | \$16,106.00    | \$0.00  |



U.S. Department of Housing and Urban Development  
 Office of Community Planning and Development  
 Integrated Disbursement and Information System  
 List of Activities By Program Year And Project  
 RICHLAND,WA

DATE: 02-22-24  
 TIME: 16:07  
 PAGE: 5

| Plan Year            | IDIS Project | Project              | IDIS Activity ID     | Activity Name                          | Activity Status | Program             | Funded Amount       | Draw Amount   | Balance            |                    |               |
|----------------------|--------------|----------------------|----------------------|--|-----------------|---------------------|---------------------|---------------|--------------------|--------------------|---------------|
| 1998                 | 3            | C3 - PUBLIC SERVICES | 69                   | ARC OF THE TRI-CITIES                  | Canceled        | CDBG                | \$0.00              | \$0.00        | \$0.00             |                    |               |
|                      |              |                      | 72                   | B/F ELDER SERVICES, INC                | Completed       | CDBG                | \$2,440.00          | \$2,440.00    | \$0.00             |                    |               |
|                      |              |                      | 77                   | CONTACT HELPLINE & CHECKLINE           | Completed       | CDBG                | \$2,440.00          | \$2,440.00    | \$0.00             |                    |               |
|                      |              |                      | 80                   | SAFE HARBOR CRISIS NURSERY             | Completed       | CDBG                | \$2,440.00          | \$2,440.00    | \$0.00             |                    |               |
|                      |              |                      | <b>Project Total</b> |  |                 |                     |                     |               | <b>\$7,320.00</b>  | <b>\$7,320.00</b>  | <b>\$0.00</b> |
|                      |              |                      | <b>Project Total</b> |  |                 |                     |                     |               | <b>\$73,208.00</b> | <b>\$73,208.00</b> | <b>\$0.00</b> |
|                      |              |                      | <b>Project Total</b> |  |                 |                     |                     |               | <b>\$73,208.00</b> | <b>\$73,208.00</b> | <b>\$0.00</b> |
|                      |              |                      | <b>Project Total</b> |  |                 |                     |                     |               | <b>\$57,200.00</b> | <b>\$57,200.00</b> | <b>\$0.00</b> |
|                      |              |                      | <b>Project Total</b> |  |                 |                     |                     |               | <b>\$57,200.00</b> | <b>\$57,200.00</b> | <b>\$0.00</b> |
|                      |              |                      | <b>Project Total</b> |  |                 |                     |                     |               | <b>\$89,805.00</b> | <b>\$89,805.00</b> | <b>\$0.00</b> |
| 1999                 | 1            | HOUSING              | 106                  | HOUSING DEVELOPMENT - CITY OF RICHLAND | Canceled        | CDBG                | \$0.00              | \$0.00        | \$0.00             |                    |               |
|                      |              |                      | 107                  | LUTHER SENIOR CENTER, REHAB            | Canceled        | CDBG                | \$0.00              | \$0.00        | \$0.00             |                    |               |
|                      |              |                      | 108                  | Unknown                                | Canceled        | CDBG                | \$0.00              | \$0.00        | \$0.00             |                    |               |
|                      |              |                      | 109                  | HOUSING DEVELOPMENT                    | Completed       | CDBG                | \$7,183.32          | \$7,183.32    | \$0.00             |                    |               |
|                      |              |                      | 110                  | LUTHER SENIOR CENTER INC.              | Completed       | CDBG                | \$10,140.00         | \$10,140.00   | \$0.00             |                    |               |
|                      |              |                      | 111                  | LID ASSESSMENT ASSISTANCE              | Completed       | CDBG                | \$25,350.00         | \$25,350.00   | \$0.00             |                    |               |
|                      |              |                      | 125                  | HOUSING                                | Canceled        | CDBG                | \$0.00              | \$0.00        | \$0.00             |                    |               |
|                      |              |                      | 126                  | HOUSING                                | Canceled        | CDBG                | \$0.00              | \$0.00        | \$0.00             |                    |               |
|                      |              |                      | 207                  | LEAD HAZARD REMOVAL                    | Completed       | CDBG                | \$3,042.00          | \$3,042.00    | \$0.00             |                    |               |
|                      |              |                      | <b>Project Total</b> |  |                 |                     |                     |               | <b>\$45,715.32</b> | <b>\$45,715.32</b> | <b>\$0.00</b> |
| <b>Project Total</b> |              |                      |                      |  |                 | <b>\$1,298.14</b>   | <b>\$1,298.14</b>   | <b>\$0.00</b> |                    |                    |               |
| <b>Project Total</b> |              |                      |                      |  |                 | <b>\$25,350.00</b>  | <b>\$25,350.00</b>  | <b>\$0.00</b> |                    |                    |               |
| <b>Project Total</b> |              |                      |                      |  |                 | <b>\$26,648.14</b>  | <b>\$26,648.14</b>  | <b>\$0.00</b> |                    |                    |               |
| <b>Project Total</b> |              |                      |                      |  |                 | <b>\$10,625.00</b>  | <b>\$10,625.00</b>  | <b>\$0.00</b> |                    |                    |               |
| <b>Project Total</b> |              |                      |                      |  |                 | <b>\$4,995.00</b>   | <b>\$4,995.00</b>   | <b>\$0.00</b> |                    |                    |               |
| <b>Project Total</b> |              |                      |                      |  |                 | <b>\$10,140.33</b>  | <b>\$10,140.33</b>  | <b>\$0.00</b> |                    |                    |               |
| <b>Program Total</b> |              |                      |                      |  |                 | <b>\$523,107.79</b> | <b>\$523,107.79</b> | <b>\$0.00</b> |                    |                    |               |
| <b>Program Total</b> |              |                      |                      |  |                 | <b>\$304,634.43</b> | <b>\$304,634.43</b> | <b>\$0.00</b> |                    |                    |               |
| <b>Program Total</b> |              |                      |                      |  |                 | <b>\$523,107.79</b> | <b>\$523,107.79</b> | <b>\$0.00</b> |                    |                    |               |
| <b>Program Total</b> |              |                      |                      |  |                 | <b>\$827,742.22</b> | <b>\$827,742.22</b> | <b>\$0.00</b> |                    |                    |               |

U.S. Department of Housing and Urban Development  
 Office of Community Planning and Development  
 Integrated Disbursement and Information System  
 List of Activities By Program Year And Project  
 RICHLAND, WA

DATE: 02-22-24  
 TIME: 16:07  
 PAGE: 6

| Plan Year            | IDIS Project                              | Project                 | IDIS Activity ID                               | Activity Name                  | Activity Status             | Program      | Funded Amount | Draw Amount | Balance     |        |
|----------------------|---|-------------------------|--|--------------------------------|-----------------------------|--------------|---------------|-------------|-------------|--------|
| 1999                 | 3   | PUBLIC SERVICE PROJECTS | 117  | CONTACT HELP LINE              | Completed                   | CDBG         | \$3,171.51    | \$3,171.51  | \$0.00      |        |
|                      |   |                         | 118  | CRISIS NURSERY                 | Completed                   | CDBG         | \$1,061.76    | \$1,061.76  | \$0.00      |        |
|                      |   |                         | 119  | TRICITIES CANCER CENTER        | Cancelled                   | CDBG         | \$0.00        | \$0.00      | \$0.00      |        |
|                      | 4   | ECONOMIC DEVELOPMENT    | 120  | WSU - EMPLOYMENT TRAINING      | Completed                   | CDBG         | \$29,993.60   | \$29,993.60 | \$0.00      |        |
|                      |   |                         | 121  | TEA - MICROLENDING             | Completed                   | CDBG         | \$5,070.00    | \$5,070.00  | \$0.00      |        |
|                      |   |                         | 122  | TEA - TECHNICAL ASSISTANCE     | Completed                   | CDBG         | \$9,975.09    | \$9,975.09  | \$0.00      |        |
|                      |   |                         | 123  | COMMERCIAL REHABILITATION FUND | Completed                   | CDBG         | \$1,913.02    | \$1,913.02  | \$0.00      |        |
|                      |   |                         | 335  | COMMERCIAL REHAB               | Cancelled                   | CDBG         | \$15,722.09   | \$15,722.09 | \$0.00      |        |
|                      | 5   | PROGRAM ADMINISTRATION  | 124  | PLANNING AND ADMINISTRATION    | Completed                   | CDBG         | \$32,680.20   | \$32,680.20 | \$0.00      |        |
|                      |   |                         | 127  | CITY OF RICHLAND               | Completed                   | HOME         | \$40,214.90   | \$40,214.90 | \$0.00      |        |
| 6                    | HOME ADMIN FUNDS 1999                     | 130                     | INFILL PROGRAM/MIZDIN POROBIC                  | Completed                      | HOME                        | \$58,117.02  | \$58,117.02   | \$0.00      |             |        |
|                      |   | 131                     | RICHLAND INFILL/BRACKENSICK                    | Completed                      | HOME                        | \$23,982.66  | \$23,982.66   | \$0.00      |             |        |
| 7                    | RICHLAND HOUSING INFILL                   | 142                     | JOHN R DONLEY                                  | Completed                      | HOME                        | \$14,833.75  | \$14,833.75   | \$0.00      |             |        |
|                      |   | 156                     | INFILL - RICHLAND, HOME FUNDS                  | Cancelled                      | HOME                        | \$16,946.77  | \$16,946.77   | \$0.00      |             |        |
|                      |   | 165                     | INFILL - GAP FINANCING                         | Cancelled                      | HOME                        | \$0.00       | \$0.00        | \$0.00      |             |        |
|                      |   | 186                     | 805 SANFORD, ON-GOING EXPENSES                 | Cancelled                      | HOME                        | \$0.00       | \$0.00        | \$0.00      |             |        |
|                      |   | 201                     | R01-01 INFILL - MOREMAN                        | Completed                      | HOME                        | \$828.23     | \$828.23      | \$0.00      |             |        |
|                      |   | <b>Project Total</b>    |  |                                |                             |              |               | \$24,003.63 | \$24,003.63 | \$0.00 |
|                      |   | 8                       | HOME, KENNEMWICK OWNER OCCUPIED REHABILITATION | 132                            | KENN, REHAB/99-02/KIM BLUME | Completed    | HOME          | \$80,595.04 | \$80,595.04 | \$0.00 |
| 133                  | JAMAICA TODD                              |                         |  | Completed                      | HOME                        | \$14,568.00  | \$14,568.00   | \$0.00      |             |        |
| 134                  | PENNY SMITH                               |                         |  | Completed                      | HOME                        | \$26,568.00  | \$26,568.00   | \$0.00      |             |        |
| 135                  | KENNEMWICK REHAB/HOME/99-05/SALLY BUTLER  |                         |  | Completed                      | HOME                        | \$12,130.90  | \$12,130.90   | \$0.00      |             |        |
| 136                  | KENNEMWICK REHAB/HOME/99-06/R HANSEN      |                         |  | Completed                      | HOME                        | \$21,568.00  | \$21,568.00   | \$0.00      |             |        |
| 137                  | KENNEMWICK REHAB/HOME/99-07/IRIS O'CONNOR |                         |  | Completed                      | HOME                        | \$7,458.20   | \$7,458.20    | \$0.00      |             |        |
| 138                  | DIANA ORTEGA                              |                         |  | Completed                      | HOME                        | \$27,428.00  | \$27,428.00   | \$0.00      |             |        |
| 139                  | SOROCO HERBER                             |                         |  | Completed                      | HOME                        | \$9,008.00   | \$9,008.00    | \$0.00      |             |        |
| 140                  | GLORIA ETHRINGTON                         |                         |  | Completed                      | HOME                        | \$26,568.00  | \$26,568.00   | \$0.00      |             |        |
| 141                  | ROSALINDA, VERA                           |                         |  | Completed                      | HOME                        | \$27,825.00  | \$27,825.00   | \$0.00      |             |        |
| 143                  | MICHAEL AND CAROLE BAER                   |                         |  | Completed                      | HOME                        | \$25,825.00  | \$25,825.00   | \$0.00      |             |        |
| 179                  | K99-KENNEMWICK HOUSING REHABILITATION     |                         |  | Cancelled                      | HOME                        | \$8,960.00   | \$8,960.00    | \$0.00      |             |        |
| 180                  | KENNEMWICK HOUSING REHAB                  |                         |  | Completed                      | HOME                        | \$0.00       | \$0.00        | \$0.00      |             |        |
| <b>Project Total</b> |   |                         |  |                                |                             | \$825.00     | \$825.00      | \$0.00      |             |        |
| 10                   | CHDO, HOME, PASCO                         | 161                     | LA CLINICA (99-CHDO)                           | Completed                      | HOME                        | \$208,732.10 | \$208,732.10  | \$0.00      |             |        |
|                      |   | <b>Project Total</b>    |  |                                |                             |              | \$96,750.00   | \$96,750.00 | \$0.00      |        |
|                      |   |                         |  |                                |                             | \$96,750.00  | \$96,750.00   | \$0.00      |             |        |

U.S. Department of Housing and Urban Development  
 Office of Community Planning and Information System  
 Integrated Disbursement and Information System  
 List of Activities By Program Year And Project  
 RICHLAND,WA

DATE: 02-22-24  
 TIME: 16:07  
 PAGE: 7

| Plan Year | IDIS Project | Project                                      | IDIS Activity ID | Activity Name                          | Activity Status | Program | Funded Amount | Draw Amount  | Balance |
|-----------|--------------|--|------------------|--|-----------------|---------|---------------|--------------|---------|
| 1999      | 11           | PASCO-HOME PURCHASE OF LAND<br>Project Total | 208              | PASCO-PHA-CONSTRUCTION/2 HOUSES        | Completed       | HOME    | \$197,425.00  | \$197,425.00 | \$0.00  |
|           |              |  |                  |  |                 | CDBG    | \$175,252.16  | \$175,252.16 | \$0.00  |
|           |              |  |                  |  |                 | HOME    | \$641,619.16  | \$641,619.16 | \$0.00  |
|           |              | Program Total                                |                  |  |                 |         | \$816,871.32  | \$816,871.32 | \$0.00  |
| 2000      | 1            | HOUSING                                      | 144              | CAC/ENERGY EFFICIENT HOMES             | Completed       | CDBG    | \$12,000.00   | \$12,000.00  | \$0.00  |
|           |              |  | 145              | CAC/HOMELESS PREVENTION                | Completed       | CDBG    | \$2,620.00    | \$2,620.00   | \$0.00  |
|           |              |  | 146              | CAC/HOMELESS PREVENTION                | Completed       | CDBG    | \$7,380.00    | \$7,380.00   | \$0.00  |
|           |              |  | 147              | RICHLAND HOUSING REHABILITATION        | Completed       | CDBG    | \$88,545.28   | \$88,545.28  | \$0.00  |
|           |              |  | 148              | LUTHER SENIOR CENTER                   | Completed       | CDBG    | \$7,000.00    | \$7,000.00   | \$0.00  |
|           |              |  | 199              | RICHLAND INFILL PROJECT DELIVERY       | Completed       | CDBG    | \$0.00        | \$0.00       | \$0.00  |
|           |              |  |                  |  |                 | HOME    | \$690.00      | \$690.00     | \$0.00  |
|           |              | Program Total                                |                  |  |                 |         | \$69,885.23   | \$69,885.23  | \$0.00  |
|           |              | Project Total                                | 200              | DOWNPAYMENT ASSISTANCE PROGRAM         | Completed       | CDBG    | \$188,120.51  | \$188,120.51 | \$0.00  |
|           |              |  | 149              | BENTON FRANKLIN ELDER CARE             | Completed       | CDBG    | \$5,070.00    | \$5,070.00   | \$0.00  |
|           |              |  | 150              | CONTACT HELPLINE                       | Completed       | CDBG    | \$5,000.00    | \$5,000.00   | \$0.00  |
|           |              |  | 151              | SENIOR LIFE RESOURCES NORTHWEST        | Completed       | CDBG    | \$2,500.00    | \$2,500.00   | \$0.00  |
|           |              |  | 152              | SENIOR LIFE RESOURCES NORTHWEST        | Completed       | CDBG    | \$3,000.00    | \$3,000.00   | \$0.00  |
|           |              | Project Total                                |                  |  |                 |         | \$15,570.00   | \$15,570.00  | \$0.00  |
|           |              |  | 153              | CITY OF RICHLAND, RICHLAND CENTER      | Completed       | CDBG    | \$94,180.00   | \$94,180.00  | \$0.00  |
|           |              |  | 206              | CITY OF RICHLAND, LEAD HAZARD          | Cancelled       | CDBG    | \$0.00        | \$0.00       | \$0.00  |
|           |              | Project Total                                |                  |  |                 |         | \$94,180.00   | \$94,180.00  | \$0.00  |
|           |              |  | 154              | CDBG PLANNING AND ADMINISTRATION       | Completed       | CDBG    | \$56,768.63   | \$56,768.63  | \$0.00  |
|           |              | Project Total                                |                  |  |                 |         | \$56,768.63   | \$56,768.63  | \$0.00  |
|           |              |  | 160              | CITY OF RICHLAND                       | Completed       | HOME    | \$56,376.44   | \$56,376.44  | \$0.00  |
|           |              | Project Total                                |                  |  |                 |         | \$56,376.44   | \$56,376.44  | \$0.00  |
|           |              |  | 164              | CITY OF KENNEWICK, HOME DELIVERY COST  | Completed       | HOME    | \$12,895.84   | \$12,895.84  | \$0.00  |
|           |              |  | 167              | K00-01, KENNEWICK REHAB                | Completed       | HOME    | \$18,883.00   | \$18,883.00  | \$0.00  |
|           |              |  | 168              | K02-02 - KENNEWICK HOME REHABILITATION | Completed       | HOME    | \$13,333.00   | \$13,333.00  | \$0.00  |
|           |              |  | 169              | K00-03 - KENNEWICK HOME REHABILITATION | Completed       | HOME    | \$13,143.17   | \$13,143.17  | \$0.00  |
|           |              |  | 170              | K00-05 - KENNEWICK HOUSING REHAB       | Completed       | HOME    | \$19,051.60   | \$19,051.60  | \$0.00  |
|           |              |  | 171              | K02-06 - KENNEWICK HOUSING REHAB       | Completed       | HOME    | \$23,199.80   | \$23,199.80  | \$0.00  |
|           |              |  | 172              | K00-07 - KENNEWICK HOUSING REHAB       | Completed       | HOME    | \$17,946.66   | \$17,946.66  | \$0.00  |
|           |              |  | 173              | K00-08                                 | Completed       | HOME    | \$24,002.63   | \$24,002.63  | \$0.00  |
|           |              |  | 174              | K00-11 - KENNEWICK HOUSING REHAB       | Completed       | HOME    | \$14,841.96   | \$14,841.96  | \$0.00  |
|           |              | Project Total                                |                  |  |                 |         | \$157,297.66  | \$157,297.66 | \$0.00  |
|           |              | HOME-PASCO                                   | 202              | PASCO-HOME-ENGINEERING                 | Completed       | HOME    | \$191,668.98  | \$191,668.98 | \$0.00  |
|           |              | Project Total                                |                  |  |                 |         | \$191,668.98  | \$191,668.98 | \$0.00  |

U.S. Department of Housing and Urban Development  
 Office of Community Planning and Development  
 Integrated Disbursement and Information System  
 List of Activities By Program Year And Project  
 RICHLAND,WA

DATE: 02-22-24  
 TIME: 16:07  
 PAGE: 8

| Plan Year                                     | IDIS Project    | Project                          | IDIS Activity ID                          | Activity Name                          | Activity Status | Program              | Funded Amount                           | Draw Amount | Balance              |                                       |                |                     |                          |               |                     |                     |               |        |
|---|-----------------|----------------------------------|---|--|-----------------|----------------------|---|-------------|----------------------|---------------------------------------|----------------|---------------------|--------------------------|---------------|---------------------|---------------------|---------------|--------|
| 2000  | 8               | HOME-RICHLAND                    | 175                                       | RICHLAND INFILL                        | Completed       | HOME                 | \$18,071.31                             | \$18,071.31 | \$0.00               |                                       |                |                     |                          |               |                     |                     |               |        |
|   |                 |                                  | 176                                       | R00-03 - RICHLAND'S INFILL PROGRAM     | Completed       | HOME                 | \$19,011.31                             | \$19,011.31 | \$0.00               |                                       |                |                     |                          |               |                     |                     |               |        |
|   |                 |                                  | 177                                       | R00-04 - RICHLAND INFILL PROGRAM       | Completed       | HOME                 | \$16,350.00                             | \$16,350.00 | \$0.00               |                                       |                |                     |                          |               |                     |                     |               |        |
|   |                 |                                  | 178                                       | RICHLAND INFILL PROGRAM                | Completed       | HOME                 | \$23,992.94                             | \$23,992.94 | \$0.00               |                                       |                |                     |                          |               |                     |                     |               |        |
|   |                 |                                  | 242                                       | R0201                                  | Completed       | HOME                 | \$24,000.02                             | \$24,000.02 | \$0.00               |                                       |                |                     |                          |               |                     |                     |               |        |
|   |                 |                                  | 243                                       | R02-02, A                              | Completed       | HOME                 | \$22,800.00                             | \$22,800.00 | \$0.00               |                                       |                |                     |                          |               |                     |                     |               |        |
|   |                 |                                  | <b>Project Total</b>                      |  |                 |                      |   |             | <b>\$124,225.58</b>  | <b>\$124,225.58</b>                   | <b>\$0.00</b>  |                     |                          |               |                     |                     |               |        |
|   |                 |                                  | <b>CHDO, CITY OF KENNEWICK/BAHA</b>       |  |                 |                      |   |             | <b>\$96,750.00</b>   | <b>\$96,750.00</b>                    | <b>\$0.00</b>  |                     |                          |               |                     |                     |               |        |
|   |                 |                                  | <b>Project Total</b>                      |  |                 |                      |   |             | <b>\$96,750.00</b>   | <b>\$96,750.00</b>                    | <b>\$0.00</b>  |                     |                          |               |                     |                     |               |        |
|   |                 |                                  | <b>Program Total</b>                      |  |                 |                      |   |             | <b>\$353,949.14</b>  | <b>\$353,949.14</b>                   | <b>\$0.00</b>  |                     |                          |               |                     |                     |               |        |
| 2001  | 10              | CDBG PLANNING AND ADMINISTRATION | 181                                       | PLANNING AND ADMINISTRATION            | Completed       | CDBG                 | \$57,222.62                             | \$57,222.62 | \$0.00               |                                       |                |                     |                          |               |                     |                     |               |        |
|   |                 |                                  | 182                                       | CAC-HEALTHY HOUSE PROGRAM              | Completed       | CDBG                 | \$9,000.00                              | \$9,000.00  | \$0.00               |                                       |                |                     |                          |               |                     |                     |               |        |
|   |                 |                                  | 183                                       | RICHLAND'S HOUSING REHAB PROGRAM       | Completed       | CDBG                 | \$36,326.92                             | \$36,326.92 | \$0.00               |                                       |                |                     |                          |               |                     |                     |               |        |
|   |                 |                                  | 184                                       | DOWN PAYMENT ASSISTANCE PROGRAM        | Completed       | CDBG                 | \$0.00                                  | \$0.00      | \$0.00               |                                       |                |                     |                          |               |                     |                     |               |        |
|   |                 |                                  | 185                                       | RICHLAND LEAD HAZARD REDUCTION PROGRAM | Completed       | CDBG                 | \$12,877.00                             | \$12,877.00 | \$0.00               |                                       |                |                     |                          |               |                     |                     |               |        |
|   |                 |                                  | <b>Project Total</b>                      |  |                 |                      |   |             | <b>\$58,203.92</b>   | <b>\$58,203.92</b>                    | <b>\$0.00</b>  |                     |                          |               |                     |                     |               |        |
|   |                 |                                  | <b>PUBLIC FACILITIES AND IMPROVEMENTS</b> |  |                 |                      |   |             | <b>\$100,000.00</b>  | <b>\$100,000.00</b>                   | <b>\$0.00</b>  |                     |                          |               |                     |                     |               |        |
|   |                 |                                  | <b>Project Total</b>                      |  |                 |                      |   |             | <b>\$2,000.00</b>    | <b>\$2,000.00</b>                     | <b>\$0.00</b>  |                     |                          |               |                     |                     |               |        |
|   |                 |                                  | <b>Program Total</b>                      |  |                 |                      |   |             | <b>\$102,000.00</b>  | <b>\$102,000.00</b>                   | <b>\$0.00</b>  |                     |                          |               |                     |                     |               |        |
|   |                 |                                  | 2000 Total                                | 2000 Total                             | HOME-RICHLAND   | 186                  | RICHLAND CENTER                         | Completed   | CDBG                 | \$58,203.92                           | \$58,203.92    | \$0.00              |                          |               |                     |                     |               |        |
| 188   | NUEVA ESPERANZA | Completed                        |   |  |                 | CDBG                 | \$2,000.00                              | \$2,000.00  | \$0.00               |                                       |                |                     |                          |               |                     |                     |               |        |
| <b>Project Total</b>                          |                 |                                  |   |  |                 |                      |   |             | <b>\$102,000.00</b>  | <b>\$102,000.00</b>                   | <b>\$0.00</b>  |                     |                          |               |                     |                     |               |        |
| <b>PUBLIC SERVICES</b>                        |                 |                                  |   |  |                 |                      |   |             | <b>\$5,000.00</b>    | <b>\$5,000.00</b>                     | <b>\$0.00</b>  |                     |                          |               |                     |                     |               |        |
| <b>Project Total</b>                          |                 |                                  |   |  |                 |                      |   |             | <b>\$9,000.00</b>    | <b>\$9,000.00</b>                     | <b>\$0.00</b>  |                     |                          |               |                     |                     |               |        |
| <b>SENIOR COMPANION PROGRAM</b>               |                 |                                  |   |  |                 |                      |   |             | <b>\$4,000.00</b>    | <b>\$4,000.00</b>                     | <b>\$0.00</b>  |                     |                          |               |                     |                     |               |        |
| <b>SENIOR LIFE RESOURCES-HEALTH SCREENING</b> |                 |                                  |   |  |                 |                      |   |             | <b>\$1,477.50</b>    | <b>\$1,477.50</b>                     | <b>\$0.00</b>  |                     |                          |               |                     |                     |               |        |
| <b>SENIOR LIFE RESOURCES-FOOT CARE</b>        |                 |                                  |   |  |                 |                      |   |             | <b>\$1,500.00</b>    | <b>\$1,500.00</b>                     | <b>\$0.00</b>  |                     |                          |               |                     |                     |               |        |
| <b>THE ARC OF THE TRI-CITIES</b>              |                 |                                  |   |  |                 |                      |   |             | <b>\$5,000.00</b>    | <b>\$5,000.00</b>                     | <b>\$0.00</b>  |                     |                          |               |                     |                     |               |        |
| <b>Project Total</b>                          |                 |                                  |   |  |                 |                      |   |             | <b>\$25,977.50</b>   | <b>\$25,977.50</b>                    | <b>\$0.00</b>  |                     |                          |               |                     |                     |               |        |
| 5   | 5               | HOME PLANNING AND ADMINISTRATION | 195                                       | HOME PLANNING AND ADMINISTRATION       | Completed       | HOME                 | \$58,382.04                             | \$58,382.04 | \$0.00               |                                       |                |                     |                          |               |                     |                     |               |        |
|   |                 |                                  | <b>Project Total</b>                      |  |                 |                      |   |             | <b>\$58,382.04</b>   | <b>\$58,382.04</b>                    | <b>\$0.00</b>  |                     |                          |               |                     |                     |               |        |
|   |                 |                                  | 6   | 6                                      | HOME-CHDO       | 196                  | CHDO(01) RICHLAND/HABITAT FOR HUMANITY  | Completed   | HOME                 | \$108,352.56                          | \$108,352.56   | \$0.00              |                          |               |                     |                     |               |        |
|   |                 |                                  |   |  |                 | 442                  | CHDO (01) RICHLAND/HABITAT FOR HUMANITY | Cancelled   | HOME                 | \$0.00                                | \$0.00         | \$0.00              |                          |               |                     |                     |               |        |
|   |                 |                                  |   |  |                 | <b>Project Total</b> |   |             |                      |                                       |                | <b>\$108,352.56</b> | <b>\$108,352.56</b>      | <b>\$0.00</b> |                     |                     |               |        |
|   |                 |                                  |   |  |                 | 7                    | 7                                       | HOME-PASCO  | 197                  | HOME - PASCO                          | Cancelled      | CDBG                | \$0.00                   | \$0.00        | \$0.00              |                     |               |        |
|   |                 |                                  |   |  |                 |                      |   |             | 220                  | HOME PASCO HOUSING AUTHORITY- PISCHEL | Completed      | HOME                | \$198,000.00             | \$198,000.00  | \$0.00              |                     |               |        |
|   |                 |                                  |   |  |                 |                      |   |             | <b>Project Total</b> |                                       |                |                     |                          |               | <b>\$198,000.00</b> | <b>\$198,000.00</b> | <b>\$0.00</b> |        |
|   |                 |                                  |   |  |                 |                      |   |             | 8                    | 8                                     | HOME-KENNEWICK | 198                 | HOME - CITY OF KENNEWICK | Completed     | HOME                | \$12,762.43         | \$12,762.43   | \$0.00 |

U.S. Department of Housing and Urban Development  
 Office of Community Planning and Development  
 Integrated Disbursement and Information System  
 List of Activities By Program Year And Project  
 RICHLAND, WA

DATE: 02-22-24  
 TIME: 16:07  
 PAGE: 9

| Plan Year | IDIS Project  | Project                               | IDIS Activity ID | Activity Name                            | Activity Status | Program | Funded Amount | Draw Amount  | Balance |
|-----------|---------------|---------------------------------------|------------------|--|-----------------|---------|---------------|--------------|---------|
| 2001      | 8             | HOME-KENNEWICK                        | 209              | 805 SANFORD AVE                          | Completed       | HOME    | \$143,703.33  | \$143,703.33 | \$0.00  |
|           |               |                                       | 210              | DPA, 2K01-01 FOR DANIEL ESCALERA         | Completed       | HOME    | \$2,500.00    | \$2,500.00   | \$0.00  |
|           |               |                                       | 211              | 2K1-03 HOUSING REHABILITATION            | Completed       | HOME    | \$5,633.00    | \$5,633.00   | \$0.00  |
|           |               |                                       | 214              | HOME - KENNEWICK- DPA                    | Completed       | HOME    | \$2,677.08    | \$2,677.08   | \$0.00  |
|           |               |                                       | 215              | HOME CITY OF KENNEWICK DPA 2001-12       | Completed       | HOME    | \$2,734.18    | \$2,734.18   | \$0.00  |
|           |               |                                       | 216              | HOME-KENNEWICK-DPA- 2001-14              | Completed       | HOME    | \$1,380.06    | \$1,380.06   | \$0.00  |
|           |               |                                       | 217              | HOME-KENNEWICK-DPA-2001-13               | Completed       | HOME    | \$5,157.01    | \$5,157.01   | \$0.00  |
|           |               |                                       | 218              | HOME-KENNEWICK-DPA-2001-15               | Completed       | HOME    | \$2,260.36    | \$2,260.36   | \$0.00  |
|           |               |                                       | 219              | HOME-KENNEWICK-REHAB-2002-01             | Cancelled       | HOME    | \$0.00        | \$0.00       | \$0.00  |
|           |               |                                       | 239              | 2K1-05 - H                               | Completed       | HOME    | \$18,298.26   | \$18,298.26  | \$0.00  |
|           |               |                                       | 240              | 2002-01 T                                | Completed       | HOME    | \$6,815.29    | \$6,815.29   | \$0.00  |
|           |               |                                       | 241              | 2K1-04-L                                 | Completed       | HOME    | \$18,192.17   | \$18,192.17  | \$0.00  |
|           | 9             | Project Total                         |                  |  |                 |         | \$222,113.17  | \$222,113.17 | \$0.00  |
|           |               | HOME-RICHLAND                         | 203              | R01-02 - INFILL PROGRAM                  | Completed       | HOME    | \$16,800.00   | \$16,800.00  | \$0.00  |
|           |               |                                       | 204              | R01-03, INFILL HODGSON                   | Completed       | HOME    | \$17,760.00   | \$17,760.00  | \$0.00  |
|           |               |                                       | 205              | R01-04, INFILL - MONICA WILLIAMS         | Completed       | HOME    | \$16,000.00   | \$16,000.00  | \$0.00  |
|           |               |                                       | 244              | R02-03 - D                               | Completed       | HOME    | \$22,700.00   | \$22,700.00  | \$0.00  |
|           |               |                                       | 245              | RICHLAND REHAB                           | Completed       | CDBG    | \$215.95      | \$215.95     | \$0.00  |
|           |               |                                       | 246              | RICHLAND HOUSING REHAB                   | Completed       | CDBG    | \$11,427.20   | \$11,427.20  | \$0.00  |
|           |               | Project Total                         |                  |  |                 |         | \$84,903.15   | \$84,903.15  | \$0.00  |
|           | 10            | ECONOMIC DEVELOPMENT                  | 194              | TCE - TRI-CITIES ENTERPRISE ASSOCIATION  | Completed       | CDBG    | \$1,500.00    | \$1,500.00   | \$0.00  |
|           |               | Project Total                         |                  |  |                 |         | \$1,500.00    | \$1,500.00   | \$0.00  |
|           | 11            | ECONOMIC DEVELOPMENT OPPORTUNITY FUND | 213              | ECONOMIC DEVELOPMENT OPPORTUNITY FUND    | Completed       | CDBG    | \$3,000.00    | \$3,000.00   | \$0.00  |
|           |               | Project Total                         |                  |  |                 |         | \$3,000.00    | \$3,000.00   | \$0.00  |
|           | Program Total |                                       |                  |  |                 |         | \$259,547.19  | \$259,547.19 | \$0.00  |
|           | 2001 Total    |                                       |                  |  |                 |         | \$660,107.77  | \$660,107.77 | \$0.00  |
|           |               | ADMINISTRATION                        | 221              | PLANNING AND ADMINISTRATION              | Completed       | CDBG    | \$55,065.82   | \$55,065.82  | \$0.00  |
|           |               | Project Total                         |                  |  |                 |         | \$9,830.51    | \$9,830.51   | \$0.00  |
|           | 2             | HOUSING AND NEIGHBOOD IMPROVEMENT     | 222              | ENERGY EFFICIENT HEALTHY HOUSE PROGRAM   | Cancelled       | CDBG    | \$0.00        | \$0.00       | \$0.00  |
|           |               |                                       | 223              | CITY OF RICHLAND, HOUSING REHABILITATION | Cancelled       | CDBG    | \$5,899.00    | \$5,899.00   | \$0.00  |
|           |               |                                       | 224              | TRI-CITY TERRACE                         | Completed       | CDBG    | \$4,915.00    | \$4,915.00   | \$0.00  |
|           |               |                                       | 226              | BENTON FRANKLIN ELDER CARE SERVICES      | Completed       | CDBG    | \$35,687.00   | \$35,687.00  | \$0.00  |
|           |               |                                       | 237              | WILLARD LID                              | Completed       | CDBG    | \$4,999.20    | \$4,999.20   | \$0.00  |
|           |               |                                       | 247              | CONTRACT SERVICES                        | Completed       | CDBG    | \$10,078.31   | \$10,078.31  | \$0.00  |
|           |               |                                       | 248              | RICHLAND PROJECT DELIVERY - CDBG         | Cancelled       | CDBG    | \$0.00        | \$0.00       | \$0.00  |
|           |               |                                       | 249              | 2002 RICHLAND PROJECT DELIVERY           | Cancelled       | CDBG    | \$0.00        | \$0.00       | \$0.00  |
|           |               |                                       | 250              | 53860 PROJECT DELIVERY -                 | Completed       | CDBG    | \$57,492.33   | \$57,492.33  | \$0.00  |

U.S. Department of Housing and Urban Development  
 Office of Community Planning and Development  
 Integrated Disbursement and Information System  
 List of Activities By Program Year And Project  
 RICHLAND,WA

DATE: 02-22-24  
 TIME: 16:07  
 PAGE: 10

| Plan Year            | IDIS Project                             | Project                              | IDIS Activity ID                         | Activity Name             | Activity Status                        | Program                     | Funded Amount      | Draw Amount        | Balance             |                     |                     |               |
|----------------------|--|--------------------------------------|--|---------------------------|--|-----------------------------|--------------------|--------------------|---------------------|---------------------|---------------------|---------------|
| 2002                 | 2  | HOUSING AND NEIGHBORHOOD IMPROVEMENT | 251                                      | KENNEWICK REHAB - KOHN    | Canceled                               | HOME                        | \$0.00             | \$0.00             | \$0.00              |                     |                     |               |
|                      |  |                                      | 265                                      | RICHLAND REHABM           | Completed                              | CDBG                        | \$8,792.15         | \$8,792.15         | \$0.00              |                     |                     |               |
|                      |  |                                      | 266                                      | RICHLAND REHAB/P          | Completed                              | CDBG                        | \$11,571.66        | \$11,571.66        | \$0.00              |                     |                     |               |
|                      |  |                                      | 269                                      | RHLD REHAB/D              | Completed                              | CDBG                        | \$18,876.69        | \$18,876.69        | \$0.00              |                     |                     |               |
|                      |  |                                      | 275                                      | RHLD REHAB/W              | Completed                              | CDBG                        | \$7,508.86         | \$7,508.86         | \$0.00              |                     |                     |               |
|                      |  |                                      | 279                                      | RICHLAND REHAB/C          | Completed                              | CDBG                        | \$21,299.28        | \$21,299.28        | \$0.00              |                     |                     |               |
|                      |  |                                      | 281                                      | RICHLAND REHAB/1704 KUHN, | Completed                              | CDBG                        | \$20,173.31        | \$20,173.31        | \$0.00              |                     |                     |               |
|                      |  |                                      | 282                                      | RICHLAND REHAB/H          | Completed                              | CDBG                        | \$5,013.63         | \$5,013.63         | \$0.00              |                     |                     |               |
|                      |  |                                      | <b>Project Total</b>                     |                           |  |                             |                    |                    |                     | <b>\$222,136.93</b> | <b>\$222,136.93</b> | <b>\$0.00</b> |
|                      |  |                                      | 3  | PUBLIC SERVICES           | 225                                    | HOMELESS PREVENTION PROJECT | Completed          | CDBG               | \$9,831.00          | \$9,831.00          | \$0.00              |               |
| 227                  | TRI-CITY HELPLINE                        | Completed                            |  |                           | CDBG                                   | \$6,862.00                  | \$6,862.00         | \$0.00             |                     |                     |                     |               |
| 228                  | NUEVA ESPERANZA COUNSELING CENTER        | Completed                            |  |                           | CDBG                                   | \$2,327.29                  | \$2,327.29         | \$0.00             |                     |                     |                     |               |
| 229                  | SAFE HARBOR CRISIS NURSERY               | Completed                            |  |                           | CDBG                                   | \$7,373.00                  | \$7,373.00         | \$0.00             |                     |                     |                     |               |
| 230                  | SENIOR LIFE RESOURCE HEALTH CARE PROGRAM | Completed                            |  |                           | CDBG                                   | \$2,458.00                  | \$2,458.00         | \$0.00             |                     |                     |                     |               |
| 231                  | SENIOR LIFE RESOURCES NORTHWEST, INC.    | Completed                            |  |                           | CDBG                                   | \$1,475.00                  | \$1,475.00         | \$0.00             |                     |                     |                     |               |
| 232                  | SENIOR LIFE RESOURCES/MEALS ON WHEELS    | Completed                            |  |                           | CDBG                                   | \$2,949.00                  | \$2,949.00         | \$0.00             |                     |                     |                     |               |
| 233                  | THE ARC OF TRI-CITIES, PARTNERS N PALS   | Completed                            |  |                           | CDBG                                   | \$5,899.00                  | \$5,899.00         | \$0.00             |                     |                     |                     |               |
| <b>Project Total</b> |  |                                      |  |                           |  |                             | <b>\$39,184.29</b> | <b>\$39,184.29</b> | <b>\$0.00</b>       |                     |                     |               |
| 4                    | ECONOMIC DEVELOPMENT                     | 234                                  |  |                           | CITY OF RICHLAND, OPPORTUNITY FUND     | Completed                   | CDBG               | \$39,645.54        | \$39,645.54         | \$0.00              |                     |               |
|                      |  | 235                                  | TOUR BOAT, RECREATION DOCK               | Completed                 | CDBG                                   | \$24,578.00                 | \$24,578.00        | \$0.00             |                     |                     |                     |               |
|                      |  | 236                                  | TRI-CITY ENTERPRISE CENTER               | Completed                 | CDBG                                   | \$44,873.00                 | \$44,873.00        | \$0.00             |                     |                     |                     |               |
|                      |  | 283                                  | BENTON FRANKLIN COUNCIL OF GOVERNMENTS   | Completed                 | CDBG                                   | \$55,000.00                 | \$55,000.00        | \$0.00             |                     |                     |                     |               |
|                      |  | 367                                  | BENTON FRANKLIN COUNCIL OF GOVERNMENTS   | Completed                 | CDBG                                   | \$90,300.00                 | \$90,300.00        | \$0.00             |                     |                     |                     |               |
|                      |  | <b>Project Total</b>                 |  |                           |  |                             |                    |                    | <b>\$254,396.54</b> | <b>\$254,396.54</b> | <b>\$0.00</b>       |               |
|                      |  | 5                                    | HOME GRANT ADMINISTRATION                | 238                       | HOME PLANNING AND ADMINISTRATION       | Completed                   | HOME               | \$65,685.53        | \$65,685.53         | \$0.00              |                     |               |
|                      |  |                                      |  | 252                       | RICHLAND HOME ADMIN CARRYOVER -H74&H75 | Completed                   | HOME               | \$8,744.60         | \$8,744.60          | \$0.00              |                     |               |
| <b>Project Total</b> |  |                                      |  |                           |  |                             | <b>\$74,430.13</b> | <b>\$74,430.13</b> | <b>\$0.00</b>       |                     |                     |               |
| 6                    | CHDO                                     | 267                                  | CHDO (02) PASCO/HABITAT FOR HUMANITY     | Completed                 | HOME                                   | \$107,400.00                | \$107,400.00       | \$0.00             |                     |                     |                     |               |
|                      |  | 254                                  | PASCO HOME - INFRASTRUCTURE              | Completed                 | HOME                                   | \$16,764.50                 | \$16,764.50        | \$0.00             |                     |                     |                     |               |
|                      |  | 262                                  | PASCO/ASHLEY BERTSCH/1009 & 1013 25TH PL | Completed                 | HOME                                   | \$193,746.00                | \$193,746.00       | \$0.00             |                     |                     |                     |               |
|                      |  | 263                                  | PASCO/PISCHEL CONST/1003 & 1011 N. 26TH  | Completed                 | HOME                                   | \$192,280.00                | \$192,280.00       | \$0.00             |                     |                     |                     |               |
|                      |  | 264                                  | PASCO HOUSING AUTHORITY/PROJECT DELIVERY | Completed                 | HOME                                   | \$54,000.00                 | \$54,000.00        | \$0.00             |                     |                     |                     |               |
| 7                    | HOME, PASCO                              | 278                                  | PASCO/ASHLY BERTSCH/1010 N 24/1007 N 26  | Completed                 | HOME                                   | \$193,746.00                | \$193,746.00       | \$0.00             |                     |                     |                     |               |
|                      |  | <b>Project Total</b>                 |  |                           |  |                             |                    |                    | <b>\$650,536.50</b> | <b>\$650,536.50</b> | <b>\$0.00</b>       |               |
| 8                    | HOME - CITY OF KENNEWICK                 | 253                                  | KENNEWICK HOME REHAB FOR K               | Completed                 | HOME                                   | \$25,589.31                 | \$25,589.31        | \$0.00             |                     |                     |                     |               |
|                      |  | 255                                  | KENNEWICK DPAP/A                         | Completed                 | HOME                                   | \$2,871.91                  | \$2,871.91         | \$0.00             |                     |                     |                     |               |
|                      |  | 256                                  | KENNEWICK DPAP/C AND M                   | Completed                 | HOME                                   | \$3,050.22                  | \$3,050.22         | \$0.00             |                     |                     |                     |               |

U.S. Department of Housing and Urban Development  
 Office of Community Planning and Information System  
 Integrated Disbursement and Information System  
 List of Activities By Program Year And Project  
 RICHLAND,WA

DATE: 02-22-24  
 TIME: 16:07  
 PAGE: 11

| Plan Year | IDIS Project     | Project                                 | IDIS Activity ID | Activity Name                    | Activity Status                  | Program | Funded Amount                           | Draw Amount | Balance |                |                |        |
|-----------|------------------|---|------------------|----------------------------------|----------------------------------|---------|---|-------------|---------|----------------|----------------|--------|
| 2002      | 8                | HOME - CITY OF KENNEWICK                | 257              | KENNEWICK DPAP/W                 | Completed                        | HOME    | \$3,626.08                              | \$3,626.08  | \$0.00  |                |                |        |
|           |                  |   | 258              | KENNEWICK DPAP/R                 | Completed                        | HOME    | \$1,391.61                              | \$1,391.61  | \$0.00  |                |                |        |
|           |                  |   | 259              | KENNEWICK DPAP/G                 | Completed                        | HOME    | \$2,355.77                              | \$2,355.77  | \$0.00  |                |                |        |
|           |                  |   | 260              | KENNEWICK DPAP/H                 | Completed                        | HOME    | \$5,071.33                              | \$5,071.33  | \$0.00  |                |                |        |
|           |                  |   | 261              | KENNEWICK DPAP/RAND V            | Completed                        | HOME    | \$1,587.91                              | \$1,587.91  | \$0.00  |                |                |        |
|           |                  |   | 268              | KENNEWICK ADMIN FOR HOME PROGRAM | Completed                        | HOME    | \$3,614.72                              | \$3,614.72  | \$0.00  |                |                |        |
|           |                  |   | 270              | KENNEWICK REHAB/D                | Completed                        | HOME    | \$19,666.84                             | \$19,666.84 | \$0.00  |                |                |        |
|           |                  |   | 271              | KENNEWICK DPAP/T                 | Completed                        | HOME    | \$2,762.23                              | \$2,762.23  | \$0.00  |                |                |        |
|           |                  |   | 272              | KENNEWICK DPAP/M                 | Completed                        | HOME    | \$2,985.59                              | \$2,985.59  | \$0.00  |                |                |        |
|           |                  |   | 273              | KENNEWICK DPAP/M                 | Completed                        | HOME    | \$1,301.06                              | \$1,301.06  | \$0.00  |                |                |        |
|           |                  |   | 274              | KENNEWICK REHAB - C              | Completed                        | HOME    | \$19,516.85                             | \$19,516.85 | \$0.00  |                |                |        |
|           |                  |   | 277              | KENNEWICK REHAB/G                | Completed                        | HOME    | \$28,807.30                             | \$28,807.30 | \$0.00  |                |                |        |
|           |                  |   | 280              | KENNEWICK DPAP/R                 | Completed                        | HOME    | \$1,426.79                              | \$1,426.79  | \$0.00  |                |                |        |
|           |                  |   | 9                | Project Total                    | HOME - CITY OF RICHLAND          | 276     | RICHLAND INFILL                         | Completed   | HOME    | \$125,625.52   | \$125,625.52   | \$0.00 |
|           |                  |   |                  |                                  | Project Total                    |         |   |             | HOME    | \$23,842.93    | \$23,842.93    | \$0.00 |
|           |                  |   |                  | Program Total                    |                                  |         |   |             | CDBG    | \$570,793.58   | \$570,793.58   | \$0.00 |
|           |                  |   |                  |                                  |                                  |         |   |             | HOME    | \$981,835.08   | \$981,835.08   | \$0.00 |
|           |                  |   |                  | 2002 Total                       |                                  |         |   |             |         | \$1,552,628.66 | \$1,552,628.66 | \$0.00 |
|           |                  |   | 2003             | 1                                | CDBG ADMINISTRATION AND PLANNING | 284     | CDBG ADMINISTRATION AND PLANNING        | Completed   | CDBG    | \$60,258.44    | \$60,258.44    | \$0.00 |
|           |                  |   |                  |                                  |                                  | 300     | PROJECT DELIVERY                        | Completed   | CDBG    | \$56,664.69    | \$56,664.69    | \$0.00 |
|           |                  |   |                  |                                  |                                  | 308     | RICHLAND REHAB/J                        | Completed   | CDBG    | \$21,787.47    | \$21,787.47    | \$0.00 |
|           |                  |   |                  |                                  |                                  | 309     | RICHLAND REHAB/S                        | Completed   | CDBG    | \$21,729.84    | \$21,729.84    | \$0.00 |
|           |                  |   |                  |                                  |                                  | 310     | RICHLAND REHAB/M                        | Completed   | CDBG    | \$13,983.90    | \$13,983.90    | \$0.00 |
|           |                  |   |                  |                                  |                                  | 333     | RICHLAND REHAB/I                        | Completed   | CDBG    | \$108.30       | \$108.30       | \$0.00 |
|           |                  |   |                  |                                  |                                  | 337     | RICHLAND REHAB/C                        | Completed   | CDBG    | \$21,200.77    | \$21,200.77    | \$0.00 |
|           |                  |   |                  |                                  |                                  | 338     | RICHLAND REHAB/T                        | Completed   | CDBG    | \$21,235.89    | \$21,235.89    | \$0.00 |
|           |                  |   |                  |                                  |                                  | 339     | RICHLAND REHAB/A                        | Completed   | CDBG    | \$22,731.29    | \$22,731.29    | \$0.00 |
| 364       | RICHLAND REHAB/D | Completed                               |                  |                                  |                                  | CDBG    | \$22,597.05                             | \$22,597.05 | \$0.00  |                |                |        |
| 365       | RICHLAND REHAB/L | Completed                               |                  |                                  |                                  | CDBG    | \$4,539.55                              | \$4,539.55  | \$0.00  |                |                |        |
| 366       | RICHLAND REHAB/E | Completed                               |                  |                                  |                                  | CDBG    | \$26,012.99                             | \$26,012.99 | \$0.00  |                |                |        |
| 3         | Project Total    | DOWN PAYMENT ASSISTANCE PROGRAM         |                  |                                  |                                  | 302     | DOWN PAYMENT ASSISTANCE PROGRAM         | Completed   | CDBG    | \$232,591.74   | \$232,591.74   | \$0.00 |
| 4         | Project Total    | BENTON FRANKLIN CAC HOMELESS PREVENTION |                  |                                  |                                  | 294     | B/F CAC, HOMELESS PREVENTION PROGRAM    | Completed   | CDBG    | \$81,221.83    | \$81,221.83    | \$0.00 |
| 5         | Project Total    | ENERGY EFFICIENT HEALTHY HOUSE PROGRAM  |                  |                                  |                                  | 295     | B/F CAC, ENERGY EFFICIENT HEALTHY HOMES | Completed   | CDBG    | \$8,000.00     | \$8,000.00     | \$0.00 |
|           |                  |   |                  |                                  |                                  |         | \$12,000.00                             | \$12,000.00 | \$0.00  |                |                |        |

U.S. Department of Housing and Urban Development  
 Office of Community Planning and Information System  
 Integrated Disbursement and Information System  
 List of Activities By Program Year And Project  
 RICHLAND,WA

DATE: 02-22-24  
 TIME: 16:07  
 PAGE: 12

| Plan Year | IDIS Project | Project                                    | IDIS Activity ID | Activity Name                            | Activity Status | Program | Funded Amount | Draw Amount | Balance |
|-----------|--------------|--|------------------|--|-----------------|---------|---------------|-------------|---------|
| 2003      | 5            | <b>Project Total</b>                       |                  |  |                 |         | \$12,000.00   | \$12,000.00 | \$0.00  |
|           | 6            | CATHOLIC FAMILYVOLUNTEER CHORE SERVICE     | 293              | CATHOLIC FAMILY, VOLUNTEER CHORE SERVICE | Completed       | CDBG    | \$8,000.00    | \$8,000.00  | \$0.00  |
|           |              | <b>Project Total</b>                       |                  |  |                 |         | \$8,000.00    | \$8,000.00  | \$0.00  |
|           | 7            | LID ASSISTANCE PROGRAM                     | 299              | LID ASSISTANCE PROGRAM                   | Completed       | CDBG    | \$40,282.25   | \$40,282.25 | \$0.00  |
|           |              | <b>Project Total</b>                       |                  |  |                 |         | \$40,282.25   | \$40,282.25 | \$0.00  |
|           | 8            | ECONOMIC OPPORTUNITY FUND                  | 298              | CITY OF RICHLAND, ECONOMIC OPPORTUNITY   | Cancelled       | CDBG    | \$0.00        | \$0.00      | \$0.00  |
|           |              | <b>Project Total</b>                       |                  |  |                 |         | \$0.00        | \$0.00      | \$0.00  |
|           | 9            | RICHLAND PLAYERS THEATRE/FEASIBILITY STUDY | 285              | RICHLAND PLAYERS THEATRE                 | Completed       | CDBG    | \$14,650.00   | \$14,650.00 | \$0.00  |
|           |              | <b>Project Total</b>                       |                  |  |                 |         | \$14,650.00   | \$14,650.00 | \$0.00  |
|           | 10           | HOPE HOME                                  | 291              | HOPE HOME, FACILITY ACQUISITION          | Cancelled       | CDBG    | \$0.00        | \$0.00      | \$0.00  |
|           |              | <b>Project Total</b>                       |                  |  |                 |         | \$0.00        | \$0.00      | \$0.00  |
|           | 11           | ADULT DAY HEALTH PROGRAM                   | 297              | ADULT DAY SERVICES, ADULT DAY HEALTH     | Completed       | CDBG    | \$4,846.00    | \$4,846.00  | \$0.00  |
|           |              | <b>Project Total</b>                       |                  |  |                 |         | \$4,846.00    | \$4,846.00  | \$0.00  |
|           | 12           | ARC OF TRI-CITIES, PARTNERS AND PALS       | 296              | ARC OF TRI-CITIES, PARTNERS N PALS       | Completed       | CDBG    | \$4,000.00    | \$4,000.00  | \$0.00  |
|           |              | <b>Project Total</b>                       |                  |  |                 |         | \$4,000.00    | \$4,000.00  | \$0.00  |
|           | 13           | CONTACT/HELPLINE AND CHECKLINE             | 292              | CONTACT TRI-CITIES                       | Completed       | CDBG    | \$6,000.00    | \$6,000.00  | \$0.00  |
|           |              | <b>Project Total</b>                       |                  |  |                 |         | \$6,000.00    | \$6,000.00  | \$0.00  |
|           | 14           | INSTITUTE FOR FAMILY DEVELOPMENT/PACT      | 290              | INSTITUTE FOR FAMILY DEVELOPMENT, PACT   | Completed       | CDBG    | \$2,500.00    | \$2,500.00  | \$0.00  |
|           |              | <b>Project Total</b>                       |                  |  |                 |         | \$2,500.00    | \$2,500.00  | \$0.00  |
|           | 15           | SAFE HARBOR CRISIS NURSERY                 | 289              | SAFE HARBOR CRISIS NURSERY               | Completed       | CDBG    | \$6,000.00    | \$6,000.00  | \$0.00  |
|           |              | <b>Project Total</b>                       |                  |  |                 |         | \$6,000.00    | \$6,000.00  | \$0.00  |
|           | 16           | PREVENTIVE FOOT CARE                       | 288              | SENIOR LIFE RESOURCES, FOOT CARE         | Completed       | CDBG    | \$1,000.00    | \$1,000.00  | \$0.00  |
|           |              | <b>Project Total</b>                       |                  |  |                 |         | \$1,000.00    | \$1,000.00  | \$0.00  |
|           | 17           | COMPREHENSIVE HEALTH SCREENING             | 287              | SENIOR LIFE RESOURCES, HEALTH SCREENING  | Completed       | CDBG    | \$2,523.00    | \$2,523.00  | \$0.00  |
|           |              | <b>Project Total</b>                       |                  |  |                 |         | \$2,523.00    | \$2,523.00  | \$0.00  |
|           | 18           | MEALS ON WHEELS PROGRAM                    | 286              | SENIOR LIFE RESOURCES/MEALS ON WHEELS    | Completed       | CDBG    | \$2,000.00    | \$2,000.00  | \$0.00  |
|           |              | <b>Project Total</b>                       |                  |  |                 |         | \$2,000.00    | \$2,000.00  | \$0.00  |
|           | 19           | HOME ADMIN AND PLANNING                    | 301              | HOME ADMIN AND PLANNING                  | Completed       | HOME    | \$57,815.31   | \$57,815.31 | \$0.00  |
|           |              | <b>Project Total</b>                       |                  |  |                 |         | \$57,815.31   | \$57,815.31 | \$0.00  |
|           | 20           | HOME - KENNEWICK REHAB                     | 303              | KENNEWICK REHAB/A                        | Completed       | HOME    | \$13,617.64   | \$13,617.64 | \$0.00  |
|           |              | <b>Project Total</b>                       |                  |  |                 |         | \$29,188.19   | \$29,188.19 | \$0.00  |
|           | 21           | HOME - KENNEWICK REHAB                     | 361              | KENNEWICK REHAB/D                        | Completed       | HOME    | \$28,807.18   | \$28,807.18 | \$0.00  |
|           |              | <b>Project Total</b>                       |                  |  |                 |         | \$71,613.01   | \$71,613.01 | \$0.00  |
|           |              | <b>Project Total</b>                       |                  |  |                 |         | \$4,245.08    | \$4,245.08  | \$0.00  |
|           |              | <b>Project Total</b>                       |                  |  |                 |         | \$3,872.64    | \$3,872.64  | \$0.00  |
|           |              | <b>Project Total</b>                       |                  |  |                 |         | \$1,725.52    | \$1,725.52  | \$0.00  |
|           |              | <b>Project Total</b>                       |                  |  |                 |         | \$4,075.90    | \$4,075.90  | \$0.00  |



U.S. Department of Housing and Urban Development  
 Office of Community Planning and Information System  
 Integrated Disbursement and Information System  
 List of Activities By Program Year And Project  
 RICHLAND,WA

DATE: 02-22-24  
 TIME: 16:07  
 PAGE: 13

| Plan Year            | IDIS Project | Project               | IDIS Activity ID | Activity Name            | Activity Status | Program | Funded Amount       | Draw Amount         | Balance       |
|----------------------|--------------|-----------------------|------------------|--------------------------|-----------------|---------|---------------------|---------------------|---------------|
| 2003                 | 21           | HOME - KENNEWICK DPAP | 315              | KENNEWICK DPAP/E         | Completed       | HOME    | \$10,344.87         | \$10,344.87         | \$0.00        |
|                      |              |                       | 316              | KENNEWICK DPAP/S         | Completed       | HOME    | \$15,470.15         | \$15,470.15         | \$0.00        |
|                      |              |                       | 317              | KENNEWICK DPAP/M         | Completed       | HOME    | \$11,830.15         | \$11,830.15         | \$0.00        |
|                      |              |                       | 318              | KENNEWICK DPAP/M         | Completed       | HOME    | \$10,946.83         | \$10,946.83         | \$0.00        |
|                      |              |                       | 319              | KENNEWICK DPAP/V         | Completed       | HOME    | \$9,463.49          | \$9,463.49          | \$0.00        |
|                      |              |                       | 320              | KENNEWICK DPAP/B         | Completed       | HOME    | \$14,013.13         | \$14,013.13         | \$0.00        |
|                      |              |                       | 321              | KENNEWICK DPAP/V         | Completed       | HOME    | \$13,264.03         | \$13,264.03         | \$0.00        |
|                      |              |                       | 322              | KENNEWICK DPAP/J         | Completed       | HOME    | \$12,294.72         | \$12,294.72         | \$0.00        |
|                      |              |                       | 323              | KENNEWICK DPAP/R         | Completed       | HOME    | \$11,163.71         | \$11,163.71         | \$0.00        |
|                      |              |                       | 324              | KENNEWICK DPAP/R & C     | Completed       | HOME    | \$10,710.71         | \$10,710.71         | \$0.00        |
|                      |              |                       | 325              | KENNEWICK DPAP/R         | Completed       | HOME    | \$12,138.17         | \$12,138.17         | \$0.00        |
|                      |              |                       | 326              | KENNEWICK DPAP/G         | Cancelled       | HOME    | \$0.00              | \$0.00              | \$0.00        |
|                      |              |                       | 327              | KENNEWICK DPAP/C         | Cancelled       | HOME    | \$13,649.10         | \$13,649.10         | \$0.00        |
|                      |              |                       | 328              | KENNEWICK DPAP/V AND R   | Completed       | HOME    | \$10,708.98         | \$10,708.98         | \$0.00        |
|                      |              |                       | 329              | KENNEWICK DPAP/T AND H   | Cancelled       | HOME    | \$0.00              | \$0.00              | \$0.00        |
|                      |              |                       | 330              | KENNEWICK DPAP/P         | Completed       | HOME    | \$14,411.86         | \$14,411.86         | \$0.00        |
|                      |              |                       | 332              | KENNEWICK DPAP/B         | Completed       | HOME    | \$15,211.67         | \$15,211.67         | \$0.00        |
|                      |              |                       | 342              | KENNEWICK DPAP/DURAKOVIC | Completed       | HOME    | \$9,456.25          | \$9,456.25          | \$0.00        |
|                      |              |                       | 343              | KENNEWICK DPAP/C         | Completed       | HOME    | \$11,807.27         | \$11,807.27         | \$0.00        |
|                      |              |                       | 344              | KENNEWICK DPAP/M         | Completed       | HOME    | \$12,101.83         | \$12,101.83         | \$0.00        |
|                      |              |                       | 345              | KENNEWICK DPAP/E         | Completed       | HOME    | \$12,101.83         | \$12,101.83         | \$0.00        |
|                      |              |                       | 346              | KENNEWICK DPAP/D         | Completed       | HOME    | \$11,479.04         | \$11,479.04         | \$0.00        |
|                      |              |                       | 347              | KENNEWICK DPAP/N         | Completed       | HOME    | \$15,223.80         | \$15,223.80         | \$0.00        |
|                      |              |                       | 348              | KENNEWICK DPAP/F         | Completed       | HOME    | \$11,734.59         | \$11,734.59         | \$0.00        |
|                      |              |                       | 349              | KENNEWICK DPAP/K         | Completed       | HOME    | \$10,890.61         | \$10,890.61         | \$0.00        |
|                      |              |                       | 350              | KENNEWICK DPAP/R         | Completed       | HOME    | \$13,418.99         | \$13,418.99         | \$0.00        |
|                      |              |                       | 351              | KENNEWICK DPAP/M         | Completed       | HOME    | \$12,748.89         | \$12,748.89         | \$0.00        |
|                      |              |                       | 352              | KENNEWICK DPAP/B         | Completed       | HOME    | \$11,698.34         | \$11,698.34         | \$0.00        |
|                      |              |                       | 353              | KENNEWICK DPAP/P         | Completed       | HOME    | \$15,284.52         | \$15,284.52         | \$0.00        |
|                      |              |                       | 354              | KENNEWICK DPAP/R         | Completed       | HOME    | \$11,854.43         | \$11,854.43         | \$0.00        |
|                      |              |                       | 355              | KENNEWICK DPAP/R         | Completed       | HOME    | \$12,334.93         | \$12,334.93         | \$0.00        |
|                      |              |                       | 356              | KENNEWICK DPAP/F         | Completed       | HOME    | \$12,622.72         | \$12,622.72         | \$0.00        |
|                      |              |                       | 357              | KENNEWICK DPAP/S         | Completed       | HOME    | \$13,138.49         | \$13,138.49         | \$0.00        |
|                      |              |                       | 358              | KENNEWICK DPAP/H         | Completed       | HOME    | \$11,137.73         | \$11,137.73         | \$0.00        |
|                      |              |                       | 359              | KENNEWICK DPAP/P         | Completed       | HOME    | \$15,356.09         | \$15,356.09         | \$0.00        |
|                      |              |                       | 360              | KENNEWICK DPAP/C AND C   | Completed       | HOME    | \$11,678.96         | \$11,678.96         | \$0.00        |
|                      |              |                       | 362              | KENNEWICK DPAP/C         | Completed       | HOME    | \$11,942.80         | \$11,942.80         | \$0.00        |
|                      |              |                       | 363              | KENNEWICK DPAP/G         | Completed       | HOME    | \$10,262.07         | \$10,262.07         | \$0.00        |
| <b>Project Total</b> |              |                       |                  |                          |                 |         | <b>\$460,961.09</b> | <b>\$460,961.09</b> | <b>\$0.00</b> |

U.S. Department of Housing and Urban Development  
 Office of Community Planning and Development  
 Integrated Disbursement and Information System  
 List of Activities By Program Year And Project  
 RICHLAND, WA

DATE: 02-22-24  
 TIME: 16:07  
 PAGE: 14

| Plan Year  | IDIS Project  | Project                                | IDIS Activity ID                    | Activity Name                           | Activity Status                    | Program   | Funded Amount | Draw Amount    | Balance        |        |
|------------|---------------|--|-------------------------------------|---|------------------------------------|-----------|---------------|----------------|----------------|--------|
| 2003       | 23            | HOME - PASCO                           | 331                                 | PASCO HOME PROGRAM/C2                   | Completed                          | HOME      | \$84,000.00   | \$84,000.00    | \$0.00         |        |
|            |               |  | 336                                 | PASCO/HENRY PROJECT                     | Completed                          | HOME      | \$408,783.53  | \$408,783.53   | \$0.00         |        |
|            | 24            | HOME - RICHLAND INFILL PROGRAM         | 307                                 | RICHLAND INFILLO                        | Completed                          | HOME      | \$492,783.53  | \$492,783.53   | \$0.00         |        |
|            |               |  | 311                                 | RICHLAND INFILLT                        | Completed                          | HOME      | \$24,369.34   | \$24,369.34    | \$0.00         |        |
|            |               |  | 312                                 | RICHLAND INFILL/99 CULLUM               | Completed                          | HOME      | \$24,369.33   | \$24,369.33    | \$0.00         |        |
|            |               |  | 334                                 | RHLD INFILL PROGRAM/J                   | Completed                          | HOME      | \$169,666.06  | \$169,666.06   | \$0.00         |        |
|            |               |  | 340                                 | RICHLAND INFILLB                        | Completed                          | HOME      | \$24,554.00   | \$24,554.00    | \$0.00         |        |
|            | 25            | Project Total<br>KENNEWICK CHDO        | 341                                 | RICHLAND INFILL/103 ARMISTEAD           | Completed                          | HOME      | \$24,323.16   | \$24,323.16    | \$0.00         |        |
|            |               |  | 440                                 | CHDO/KENNEWICK/HABITAT FOR HUMANITY     | Completed                          | HOME      | \$162,729.49  | \$162,729.49   | \$0.00         |        |
|            | 2004          | Program Total                          | Project Total                       |   |                                    |           | HOME          | \$430,011.38   | \$430,011.38   | \$0.00 |
|            |               |  |                                     |   |                                    |           | HOME          | \$91,467.43    | \$91,467.43    | \$0.00 |
| 2003 Total |               | Project Total                          | CDBG GENERAL PROGRAM ADMINISTRATION | 368                                     | CDBG ADMIN                         | Completed | CDBG          | \$91,467.43    | \$91,467.43    | \$0.00 |
|            |               |  |                                     | 369                                     | WSU TRI-CITIES BUSINESS LINKS      | Canceled  | CDBG          | \$485,873.26   | \$485,873.26   | \$0.00 |
|            |               |  |                                     | 370                                     | TRI-CITIES ENTERPRISE ASSOCIATION  | Completed | CDBG          | \$1,604,651.75 | \$1,604,651.75 | \$0.00 |
|            |               |  |                                     | 371                                     | COLUMBIA INDUSTRIES                | Canceled  | CDBG          | \$2,090,525.01 | \$2,090,525.01 | \$0.00 |
|            |               |  |                                     | 372                                     | RICHLAND ECONOMIC OPPORTUNITY FUND | Canceled  | CDBG          | \$64,600.00    | \$64,600.00    | \$0.00 |
| 2003 Total |               | Project Total                          | WSU TRI-CITIES BUSINESS LINKS       | 369                                     | WSU TRI-CITIES BUSINESS LINKS      | Canceled  | CDBG          | \$0.00         | \$0.00         | \$0.00 |
|            |               |  |                                     | 370                                     | TRI-CITIES ENTERPRISE ASSOCIATION  | Completed | CDBG          | \$26,138.00    | \$26,138.00    | \$0.00 |
|            |               |  |                                     | 371                                     | COLUMBIA INDUSTRIES                | Canceled  | CDBG          | \$26,138.00    | \$26,138.00    | \$0.00 |
|            |               |  |                                     | 372                                     | RICHLAND ECONOMIC OPPORTUNITY FUND | Canceled  | CDBG          | \$0.00         | \$0.00         | \$0.00 |
|            | 373           |  |                                     | BENTON FRANKLIN COUNCIL OF GOVERNMENTS  | Canceled                           | CDBG      | \$0.00        | \$0.00         | \$0.00         |        |
| 2003 Total | Project Total | BENTON FRANKLIN COUNCIL OF GOVERNMENTS | 487                                 | BIF COUNCIL OF GOVERNMENTS              | Completed                          | CDBG      | \$65,000.00   | \$65,000.00    | \$0.00         |        |
|            |               |  | 373                                 | BENTON FRANKLIN COUNCIL OF GOVERNMENTS  | Canceled                           | CDBG      | \$65,000.00   | \$65,000.00    | \$0.00         |        |
|            |               |  | 374                                 | CATHOLIC FAMILY/VOLUNTEER CHORE PROGRAM | Completed                          | CDBG      | \$65,000.00   | \$65,000.00    | \$0.00         |        |
|            |               |  | 375                                 | VOLUNTEER CHOREMOW AND GO PROGRAM       | Completed                          | CDBG      | \$4,000.06    | \$4,000.06     | \$0.00         |        |
|            |               |  | 376                                 | RICHLAND CODE ENFORCEMENT               | Completed                          | CDBG      | \$2,360.94    | \$2,360.94     | \$0.00         |        |
| 2003 Total | Project Total | RICHLAND OWNER OCCUPIED REHAB PROGRAM  | 411                                 | RICHLAND REHAB/U                        | Completed                          | CDBG      | \$27,675.00   | \$27,675.00    | \$0.00         |        |
|            |               |  | 412                                 | RICHLAND REHAB/U                        | Completed                          | CDBG      | \$15,936.50   | \$15,936.50    | \$0.00         |        |
|            |               |  | 414                                 | RICHLAND PROJECT DELIVERY - CDBG        | Completed                          | CDBG      | \$6,502.96    | \$6,502.96     | \$0.00         |        |
|            |               |  | 414                                 | RICHLAND PROJECT DELIVERY - CDBG        | Completed                          | CDBG      | \$56,502.96   | \$56,502.96    | \$0.00         |        |
|            |               |  | 414                                 | RICHLAND PROJECT DELIVERY - CDBG        | Completed                          | CDBG      | \$27,675.00   | \$27,675.00    | \$0.00         |        |

U.S. Department of Housing and Urban Development  
 Office of Community Planning and Development  
 Integrated Disbursement and Information System  
 List of Activities By Program Year And Project  
 RICHLAND, WA

DATE: 02-22-24  
 TIME: 16:07  
 PAGE: 15

| Plan Year | IDIS Project | Project  | IDIS Activity ID     | Activity Name                           | Activity Status | Program | Funded Amount                           | Draw Amount | Balance             |                     |               |        |
|-----------|--------------|--|----------------------|---|-----------------|---------|---|-------------|---------------------|---------------------|---------------|--------|
| 2004      | 10           | RICHLAND OWNER OCCUPIED REHAB PROGRAM          | 421                  | RICHLAND REHAB/RACKENBUSH               | Completed       | CDBG    | \$6,070.55                              | \$6,070.55  | \$0.00              |                     |               |        |
|           |              |  | 423                  | RICHLAND REHAB/F                        | Completed       | CDBG    | \$3,604.24                              | \$3,604.24  | \$0.00              |                     |               |        |
|           |              |  | 424                  | RICHLAND REHAB/Z                        | Completed       | CDBG    | \$21,076.11                             | \$21,076.11 | \$0.00              |                     |               |        |
|           |              |  | 433                  | RICHLAND REHAB/H                        | Completed       | CDBG    | \$6,310.17                              | \$6,310.17  | \$0.00              |                     |               |        |
|           |              |  | 441                  | RICHLAND REHAB/A AND C                  | Completed       | CDBG    | \$17,124.61                             | \$17,124.61 | \$0.00              |                     |               |        |
|           |              |  | <b>Project Total</b> |   |                 |         |   |             | <b>\$126,631.22</b> | <b>\$126,631.22</b> | <b>\$0.00</b> |        |
|           |              |  | Project Total        |   |                 | 377     | RICHLAND DPAP                           | Completed   | CDBG                | \$144,501.99        | \$144,501.99  | \$0.00 |
|           |              |  | Project Total        |   |                 | 378     | B/F CAC ENERGY EFFICIENT HEALTHY HOUSE  | Completed   | CDBG                | \$9,342.00          | \$9,342.00    | \$0.00 |
|           |              |  | Project Total        |   |                 | 379     | CHILDREN'S DEVELOPMENTAL CENTER         | Completed   | CDBG                | \$13,552.66         | \$13,552.66   | \$0.00 |
|           |              |  | Project Total        |   |                 | 380     | GEORGE PROUT WADING POOL                | Completed   | CDBG                | \$100,327.05        | \$100,327.05  | \$0.00 |
| 15        | 15           | MEALS ON WHEELS                                | 381                  | SENIOR LIFE RESOURCES/MEALS ON WHEELS   | Completed       | CDBG    | \$2,982.00                              | \$2,982.00  | \$0.00              |                     |               |        |
|           |              |  | Project Total        |   |                 | 382     | SENIOR LIFE/HEALTH SCREENING            | Completed   | CDBG                | \$2,485.00          | \$2,485.00    | \$0.00 |
|           |              |  | Project Total        |   |                 | 383     | SENIOR LIFE/FOOT CARE                   | Completed   | CDBG                | \$2,982.00          | \$2,982.00    | \$0.00 |
|           |              |  | Project Total        |   |                 | 384     | SAFE HARBOR CRISIS NURSERY              | Completed   | CDBG                | \$2,584.00          | \$2,584.00    | \$0.00 |
| 19        | 19           | INSTITUTE FOR FAMILY DEVELOPMENT/PACT PROGRAM  | 385                  | INSTITUTE FOR FAMILY DEVELOPMENT/PACT   | Cancelled       | CDBG    | \$2,584.00                              | \$2,584.00  | \$0.00              |                     |               |        |
|           |              |  | Project Total        |   |                 | 386     | EDITH BISHEL CENTER FOR THE BLIND       | Cancelled   | CDBG                | \$0.00              | \$0.00        | \$0.00 |
|           |              |  | Project Total        |   |                 | 418     | KENNEWICK DPAP/G                        | Cancelled   | CDBG                | \$0.00              | \$0.00        | \$0.00 |
| 21        | 21           | CONTACT TRI-CITIES                             | 387                  | CONTACT/SUICIDE PREVENTION TRAINING     | Completed       | CDBG    | \$3,600.00                              | \$3,600.00  | \$0.00              |                     |               |        |
|           |              |  | Project Total        |   |                 | 388     | ADULT DAY SERVICES                      | Completed   | CDBG                | \$4,244.00          | \$4,244.00    | \$0.00 |
|           |              |  | Project Total        |   |                 | 389     | B/F CAC/HOMELESS PREVENTION PROGRAM     | Completed   | CDBG                | \$5,367.00          | \$5,367.00    | \$0.00 |
| 24        | 24           | THE ARC OF TRI-CITIES/PARTNERS N PALS          | 390                  | ARC OF TRI-CITIES/PARTNERS N PALS       | Completed       | CDBG    | \$9,671.00                              | \$9,671.00  | \$0.00              |                     |               |        |
|           |              |  | Project Total        |   |                 | 391     | ARC OF TRI-CITIES/ADULT RECREATION PROG | Completed   | CDBG                | \$2,783.00          | \$2,783.00    | \$0.00 |
| 25        | 25           | THE ARC OF TRI-CITIES/ADULT RECREATION PROGRAM | 391                  | ARC OF TRI-CITIES/ADULT RECREATION PROG | Completed       | CDBG    | \$1,480.00                              | \$1,480.00  | \$0.00              |                     |               |        |
|           |              |  | Project Total        |   |                 | 391     | ARC OF TRI-CITIES/ADULT RECREATION PROG | Completed   | CDBG                | \$1,480.00          | \$1,480.00    | \$0.00 |

U.S. Department of Housing and Urban Development  
 Office of Community Planning and Information System  
 Integrated Disbursement and Information System  
 List of Activities By Program Year And Project  
 RICHLAND,WA

DATE: 02-22-24  
 TIME: 16:07  
 PAGE: 16

| Plan Year | IDIS Project | Project                                       | IDIS Activity ID | Activity Name                   | Activity Status | Program | Funded Amount | Draw Amount  | Balance |
|-----------|--------------|---|------------------|---------------------------------|-----------------|---------|---------------|--------------|---------|
| 2004      | 25           | Project Total                                 |                  |                                 |                 |         | \$1,480.00    | \$1,480.00   | \$0.00  |
|           | 26           | TECMICRO LOAN AND MICRO ENTERPRISE ASSISTANCE | 392              | TRI CITIES ENTERPRISEMICRO LOAN | Cancelled       | CDBG    | \$0.00        | \$0.00       | \$0.00  |
|           | 27           | Project Total                                 |                  |                                 |                 |         | \$0.00        | \$0.00       | \$0.00  |
|           |              | HOME ADMIN                                    | 393              | HOME ADMINISTRATION             | Completed       | HOME    | \$88,416.29   | \$88,416.29  | \$0.00  |
|           |              | Project Total                                 | 422              | PASCO HOME ADMIN                | Cancelled       | HOME    | \$0.00        | \$0.00       | \$0.00  |
|           | 28           | Project Total                                 |                  |                                 |                 |         | \$88,416.29   | \$88,416.29  | \$0.00  |
|           |              | KENNEWICK DPAP                                | 394              | KENNEWICK DPAP                  | Completed       | HOME    | \$2,762.07    | \$2,762.07   | \$0.00  |
|           |              | KENNEWICK DPAPR                               | 395              | KENNEWICK DPAPR                 | Completed       | HOME    | \$6,574.72    | \$6,574.72   | \$0.00  |
|           |              | KENNEWICK DPAP/C AND M                        | 396              | KENNEWICK DPAP/C AND M          | Completed       | HOME    | \$8,749.58    | \$8,749.58   | \$0.00  |
|           |              | KENNEWICK DPAPH                               | 397              | KENNEWICK DPAPH                 | Completed       | HOME    | \$6,437.11    | \$6,437.11   | \$0.00  |
|           |              | KENNEWICK DPAPM                               | 400              | KENNEWICK DPAPM                 | Completed       | HOME    | \$6,080.81    | \$6,080.81   | \$0.00  |
|           |              | KENNEWICK DPAPD                               | 401              | KENNEWICK DPAPD                 | Completed       | HOME    | \$8,023.56    | \$8,023.56   | \$0.00  |
|           |              | KENNEWICK DPAPH                               | 402              | KENNEWICK DPAPH                 | Completed       | HOME    | \$7,487.20    | \$7,487.20   | \$0.00  |
|           |              | KENNEWICK DPAPM                               | 403              | KENNEWICK DPAPM                 | Completed       | HOME    | \$7,818.76    | \$7,818.76   | \$0.00  |
|           |              | KENNEWICK DPAPM                               | 404              | KENNEWICK DPAPM                 | Completed       | HOME    | \$7,381.36    | \$7,381.36   | \$0.00  |
|           |              | KENNEWICK DPAPB                               | 405              | KENNEWICK DPAPB                 | Completed       | HOME    | \$9,174.72    | \$9,174.72   | \$0.00  |
|           |              | KENNEWICK DPAPW                               | 406              | KENNEWICK DPAPW                 | Completed       | HOME    | \$10,274.65   | \$10,274.65  | \$0.00  |
|           |              | KENNEWICK DPAPF                               | 407              | KENNEWICK DPAPF                 | Completed       | HOME    | \$7,787.22    | \$7,787.22   | \$0.00  |
|           |              | KENNEWICK DPAPM                               | 408              | KENNEWICK DPAPM                 | Completed       | HOME    | \$10,262.34   | \$10,262.34  | \$0.00  |
|           |              | KENNEWICK DPAPM                               | 409              | KENNEWICK DPAPM                 | Completed       | HOME    | \$6,262.28    | \$6,262.28   | \$0.00  |
|           |              | KENNEWICK DPAPYIN                             | 410              | KENNEWICK DPAPYIN               | Completed       | HOME    | \$6,887.64    | \$6,887.64   | \$0.00  |
|           |              | KENNEWICK DPAPM                               | 416              | KENNEWICK DPAPM                 | Cancelled       | HOME    | \$0.00        | \$0.00       | \$0.00  |
|           |              | KENNEWICK DPAPW                               | 417              | KENNEWICK DPAPW                 | Completed       | HOME    | \$10,200.14   | \$10,200.14  | \$0.00  |
|           |              | KENNEWICK DPAP/G                              | 419              | KENNEWICK DPAP/G                | Completed       | HOME    | \$6,200.14    | \$6,200.14   | \$0.00  |
|           |              | KENNEWICK DPAP/L & A                          | 426              | KENNEWICK DPAP/L & A            | Completed       | HOME    | \$8,727.42    | \$8,727.42   | \$0.00  |
|           |              | KENNEWICK DPAP/A                              | 427              | KENNEWICK DPAP/A                | Completed       | HOME    | \$6,176.88    | \$6,176.88   | \$0.00  |
|           |              | KENNEWICK DPAPM                               | 428              | KENNEWICK DPAPM                 | Completed       | HOME    | \$8,176.88    | \$8,176.88   | \$0.00  |
|           |              | KENNEWICK DPAP/L                              | 429              | KENNEWICK DPAP/L                | Completed       | HOME    | \$7,128.64    | \$7,128.64   | \$0.00  |
|           |              | KENNEWICK DPAP/T                              | 434              | KENNEWICK DPAP/T                | Completed       | HOME    | \$10,265.51   | \$10,265.51  | \$0.00  |
|           |              | KENNEWICK DPAP/T                              | 434              | KENNEWICK DPAP/T                | Completed       | HOME    | \$7,099.75    | \$7,099.75   | \$0.00  |
|           |              | KENNEWICK DPAP/C                              | 435              | KENNEWICK DPAP/C                | Completed       | HOME    | \$8,252.85    | \$8,252.85   | \$0.00  |
|           |              | KENNEWICK DPAP/Y                              | 436              | KENNEWICK DPAP/Y                | Completed       | HOME    | \$10,100.96   | \$10,100.96  | \$0.00  |
|           |              | KENNEWICK DPAP/M                              | 437              | KENNEWICK DPAP/M                | Completed       | HOME    | \$6,360.96    | \$6,360.96   | \$0.00  |
|           |              | KENNEWICK DPAP/L                              | 438              | KENNEWICK DPAP/L                | Completed       | HOME    | \$10,428.18   | \$10,428.18  | \$0.00  |
|           |              | KENNEWICK DPAP/L                              | 439              | KENNEWICK DPAP/L                | Completed       | HOME    | \$211,082.33  | \$211,082.33 | \$0.00  |
|           | 29           | Project Total                                 |                  |                                 |                 |         | \$28,757.69   | \$28,757.69  | \$0.00  |
|           |              | KENNEWICK REHAB PROGRAM                       | 420              | KENNEWICK REHAB/G               | Completed       | HOME    | \$25,962.23   | \$25,962.23  | \$0.00  |
|           |              | KENNEWICK REHAB/A                             | 425              | KENNEWICK REHAB/A               | Completed       | HOME    | \$17,821.68   | \$17,821.68  | \$0.00  |
|           |              | KENNEWICK REHAB/C                             | 430              | KENNEWICK REHAB/C               | Completed       | HOME    | \$17,821.68   | \$17,821.68  | \$0.00  |

U.S. Department of Housing and Urban Development  
 Office of Community Planning and Information System  
 Integrated Disbursement and Information System  
 List of Activities By Program Year And Project  
 RICHLAND,WA

DATE: 02-22-24  
 TIME: 16:07  
 PAGE: 17

| Plan Year | IDIS Project  | Project                 | IDIS Activity ID                       | Activity Name                           | Activity Status                       | Program     | Funded Amount  | Draw Amount    | Balance      |        |
|-----------|---------------|-------------------------|--|---|---------------------------------------|-------------|----------------|----------------|--------------|--------|
| 2004      | 29            | Project Total           | 398                                    | RICHLAND INFILLT                        | Completed                             | HOME        | \$72,541.60    | \$72,541.60    | \$0.00       |        |
|           |               |                         | 413                                    | RICHLAND INFILLT                        | Completed                             | HOME        | \$24,084.06    | \$24,084.06    | \$0.00       |        |
|           | 30            | RICHLAND INFILL PROGRAM | 415                                    | RICHLAND INFILLP AND N                  | Completed                             | HOME        | \$24,109.58    | \$24,109.58    | \$0.00       |        |
|           |               |                         | 431                                    | RICHLAND INFILLN                        | Completed                             | HOME        | \$20,705.49    | \$20,705.49    | \$0.00       |        |
|           | 31            | Project Total           | 432                                    | RICHLAND INFILLS                        | Completed                             | HOME        | \$24,175.32    | \$24,175.32    | \$0.00       |        |
|           |               |                         | 399                                    | PASCO/HENRY PROJECT PHASE 2             | Completed                             | HOME        | \$24,136.05    | \$24,136.05    | \$0.00       |        |
|           | 32            | Project Total           | 495                                    | HABITAT FOR HUMANITIES TRI-CITIES       | Completed                             | HOME        | \$117,210.50   | \$117,210.50   | \$0.00       |        |
|           |               |                         | 485                                    | PASCO/HENRY PROJECT PHASE 2             | Completed                             | HOME        | \$424,775.42   | \$424,775.42   | \$0.00       |        |
|           | 2005          | Program Total           | Project Total                          | 488                                     | RICHLAND CDBG PLANNING AND ADMIN      | Completed   | CDBG           | \$424,775.42   | \$424,775.42 | \$0.00 |
|           |               |                         |  | 489                                     | HABITAT FOR HUMANITIES TRI-CITIES     | Completed   | HOME           | \$116,739.90   | \$116,739.90 | \$0.00 |
|           |               | 1                       | CDBG ADMIN                             | 498                                     | RICHLAND CDBG PLANNING AND ADMIN      | Completed   | CDBG           | \$116,739.90   | \$116,739.90 | \$0.00 |
|           |               |                         |  | 459                                     | B/F ELDER SERVICES/ADULT DAY SERVICES | Completed   | CDBG           | \$612,635.92   | \$612,635.92 | \$0.00 |
| 2         |               | Project Total           | 460                                    | THE ARC OF TRI-CITIES/PARTNERS N PALS   | Completed                             | CDBG        | \$1,030,766.04 | \$1,030,766.04 | \$0.00       |        |
|           |               |                         | 461                                    | B/F CAC/CHILD/CARE BUSINESS DEVELOPMENT | Completed                             | CDBG        | \$1,643,401.96 | \$1,643,401.96 | \$0.00       |        |
| 3         |               | Project Total           | 462                                    | B/F CAC/HEALTHY HOUSE PROGRAM           | Completed                             | CDBG        | \$61,435.00    | \$61,435.00    | \$0.00       |        |
|           |               |                         | 463                                    | B/F CAC/ENERGY EFFICIENT HEALTHY HOUSE  | Completed                             | CDBG        | \$61,435.00    | \$61,435.00    | \$0.00       |        |
| 4         |               | Project Total           | 464                                    | B/F CAC/CHILD/CARE BUSINESS DEVELOPMENT | Completed                             | CDBG        | \$2,300.00     | \$2,300.00     | \$0.00       |        |
|           |               |                         | 465                                    | B/F ELDER SERVICES/ADULT DAY SERVICES   | Completed                             | CDBG        | \$2,300.00     | \$2,300.00     | \$0.00       |        |
| 5         |               | Project Total           | 466                                    | THE ARC OF TRI-CITIES/PARTNERS N PALS   | Completed                             | CDBG        | \$2,900.00     | \$2,900.00     | \$0.00       |        |
|           |               |                         | 467                                    | B/F CAC/CHILD/CARE BUSINESS DEVELOPMENT | Completed                             | CDBG        | \$2,900.00     | \$2,900.00     | \$0.00       |        |
| 6         | Project Total | 468                     | B/F CAC/HEALTHY HOUSE PROGRAM          | Completed                               | CDBG                                  | \$0.00      | \$0.00         | \$0.00         |              |        |
|           |               | 469                     | B/F CAC/ENERGY EFFICIENT HEALTHY HOUSE | Completed                               | CDBG                                  | \$7,574.77  | \$7,574.77     | \$0.00         |              |        |
| 7         | Project Total | 470                     | B/F CAC/HEALTHY HOUSE PROGRAM          | Completed                               | CDBG                                  | \$7,574.77  | \$7,574.77     | \$0.00         |              |        |
|           |               | 471                     | B/F CAC/ENERGY EFFICIENT HEALTHY HOUSE | Completed                               | CDBG                                  | \$5,700.00  | \$5,700.00     | \$0.00         |              |        |
| 8         | Project Total | 472                     | B/F CAC/HEALTHY HOUSE PROGRAM          | Completed                               | CDBG                                  | \$5,700.00  | \$5,700.00     | \$0.00         |              |        |
|           |               | 473                     | B/F CAC/ENERGY EFFICIENT HEALTHY HOUSE | Completed                               | CDBG                                  | \$5,700.00  | \$5,700.00     | \$0.00         |              |        |
| 9         | Project Total | 474                     | B/F CAC/HEALTHY HOUSE PROGRAM          | Completed                               | CDBG                                  | \$0.00      | \$0.00         | \$0.00         |              |        |
|           |               | 475                     | B/F CAC/ENERGY EFFICIENT HEALTHY HOUSE | Completed                               | CDBG                                  | \$0.00      | \$0.00         | \$0.00         |              |        |
| 10        | Project Total | 476                     | B/F CAC/HEALTHY HOUSE PROGRAM          | Completed                               | CDBG                                  | \$2,767.00  | \$2,767.00     | \$0.00         |              |        |
|           |               | 477                     | B/F CAC/ENERGY EFFICIENT HEALTHY HOUSE | Completed                               | CDBG                                  | \$2,767.00  | \$2,767.00     | \$0.00         |              |        |
| 11        | Project Total | 478                     | B/F CAC/HEALTHY HOUSE PROGRAM          | Completed                               | CDBG                                  | \$3,300.00  | \$3,300.00     | \$0.00         |              |        |
|           |               | 479                     | B/F CAC/ENERGY EFFICIENT HEALTHY HOUSE | Completed                               | CDBG                                  | \$3,300.00  | \$3,300.00     | \$0.00         |              |        |
| 11        | Project Total | 480                     | B/F CAC/HEALTHY HOUSE PROGRAM          | Completed                               | CDBG                                  | \$87,787.63 | \$87,787.63    | \$0.00         |              |        |
|           |               | 481                     | B/F CAC/ENERGY EFFICIENT HEALTHY HOUSE | Completed                               | CDBG                                  | \$87,787.63 | \$87,787.63    | \$0.00         |              |        |
| 11        | Project Total | 482                     | RICHLAND REHAB/A                       | Completed                               | CDBG                                  | \$18,884.44 | \$18,884.44    | \$0.00         |              |        |
|           |               | 483                     | RICHLAND PROJECT DELIVERY              | Completed                               | CDBG                                  | \$48,288.13 | \$48,288.13    | \$0.00         |              |        |
| 11        | Project Total | 484                     | RICHLAND REHAB/B                       | Completed                               | CDBG                                  | \$4,766.44  | \$4,766.44     | \$0.00         |              |        |
|           |               | 485                     | RICHLAND REHAB/B                       | Completed                               | CDBG                                  | \$4,766.44  | \$4,766.44     | \$0.00         |              |        |

U.S. Department of Housing and Urban Development  
 Office of Community Planning and Information System  
 Integrated Disbursement and Information System  
 List of Activities By Program Year And Project  
 RICHLAND,WA

DATE: 02-22-24  
 TIME: 16:07  
 PAGE: 18

| Plan Year | IDIS Project | Project              | IDIS Activity ID     | Activity Name                           | Activity Status                    | Program   | Funded Amount | Draw Amount  | Balance      |        |
|-----------|--------------|----------------------|----------------------|---|------------------------------------|-----------|---------------|--------------|--------------|--------|
| 2005      | 11           | RICHLAND REHAB       | 482                  | RICHLAND REHAB/T                        | Completed                          | CDBG      | \$18,807.17   | \$18,807.17  | \$0.00       |        |
|           |              |                      | 483                  | RICHLAND REHAB/Z                        | Completed                          | CDBG      | \$590.74      | \$590.74     | \$0.00       |        |
|           |              |                      | 507                  | RICHLAND REHAB/HORNE                    | Completed                          | CDBG      | \$139.70      | \$139.70     | \$0.00       |        |
|           |              |                      | <b>Project Total</b> | 508                                     | RICHLAND REHAB/G                   | Completed | CDBG          | \$11,911.78  | \$11,911.78  | \$0.00 |
|           |              |                      | <b>Project Total</b> |   |                                    | Cancelled | CDBG          | \$103,388.40 | \$103,388.40 | \$0.00 |
|           |              |                      | <b>Project Total</b> | 488                                     | RICHLAND FOWLER RIGHT OF WAY       | Cancelled | CDBG          | \$0.00       | \$0.00       | \$0.00 |
|           |              |                      | <b>Project Total</b> | 489                                     | LID ASSISTANCE PROGRAM             | Completed | CDBG          | \$134,296.96 | \$134,296.96 | \$0.00 |
|           |              |                      | <b>Project Total</b> | 470                                     | MCMURRAY PARK CHILDREN'S PLAY AREA | Completed | CDBG          | \$57,600.00  | \$57,600.00  | \$0.00 |
|           |              |                      | <b>Project Total</b> | 471                                     | PUBLIC ART PROJECT                 | Completed | CDBG          | \$11,400.00  | \$11,400.00  | \$0.00 |
|           |              |                      | <b>Project Total</b> | 472                                     | RECA FOUNDATION                    | Completed | CDBG          | \$3,100.00   | \$3,100.00   | \$0.00 |
|           |              |                      | <b>Project Total</b> | 473                                     | SAFE HARBOR CRISIS NURSERY         | Completed | CDBG          | \$3,054.00   | \$3,054.00   | \$0.00 |
|           |              | <b>Project Total</b> | 474                  | SENIOR LIFE RESOURCES/HEALTH & FOOTCARE | Completed                          | CDBG      | \$3,054.00    | \$3,054.00   | \$0.00       |        |
|           |              | <b>Project Total</b> | 475                  | SENIOR LIFEMEALS ON WHEELS              | Completed                          | CDBG      | \$2,977.32    | \$2,977.32   | \$0.00       |        |
|           |              | <b>Project Total</b> | 476                  | TRI-CITIES ENTERPRISE ASSOCIATION       | Cancelled                          | CDBG      | \$0.00        | \$0.00       | \$0.00       |        |
|           |              | <b>Project Total</b> | 477                  | CATHOLIC FAMILY/VOLUNTEER CHORE         | Completed                          | CDBG      | \$5,000.00    | \$5,000.00   | \$0.00       |        |
|           |              | <b>Project Total</b> | 478                  | RICHLAND HOME ADMIN                     | Completed                          | HOME      | \$62,377.72   | \$62,377.72  | \$0.00       |        |
|           |              | <b>Project Total</b> | 497                  | PASCO HOME ADMIN/CREATIVE HSG SOLUTIONS | Completed                          | HOME      | \$23,782.70   | \$23,782.70  | \$0.00       |        |
|           |              | <b>Project Total</b> | 509                  | PASCO HOME ADMIN                        | Completed                          | HOME      | \$4,647.21    | \$4,647.21   | \$0.00       |        |
|           |              | <b>Project Total</b> | 454                  | RICHLAND INFILL/B                       | Completed                          | HOME      | \$23,174.78   | \$23,174.78  | \$0.00       |        |
|           |              | <b>Project Total</b> | 490                  | RICHLAND INFILL/L                       | Completed                          | HOME      | \$23,603.24   | \$23,603.24  | \$0.00       |        |
|           |              | <b>Project Total</b> | 491                  | RICHLAND INFILL/B                       | Completed                          | HOME      | \$24,097.61   | \$24,097.61  | \$0.00       |        |
|           |              | <b>Project Total</b> | 451                  | RICHLAND INFILL/303 ABBOT ST            | Completed                          | HOME      | \$70,875.63   | \$70,875.63  | \$0.00       |        |
|           |              | <b>Project Total</b> | 482                  | RICHLAND INFILL/101 ARMISTEAD AVE       | Completed                          | HOME      | \$143,141.46  | \$143,141.46 | \$0.00       |        |
|           |              | <b>Project Total</b> | 443                  | KENNEWICK DPAP/G                        | Completed                          | HOME      | \$151,610.97  | \$151,610.97 | \$0.00       |        |
|           |              | <b>Project Total</b> | 444                  | KENNEWICK DPAP/S                        | Completed                          | HOME      | \$294,752.43  | \$294,752.43 | \$0.00       |        |
|           |              | <b>Project Total</b> |                      |   | Completed                          | HOME      | \$10,347.29   | \$10,347.29  | \$0.00       |        |
|           |              | <b>Project Total</b> |                      |   | Completed                          | HOME      | \$8,384.93    | \$8,384.93   | \$0.00       |        |

U.S. Department of Housing and Urban Development  
 Office of Community Planning and Information System  
 Integrated Disbursement and Information System  
 List of Activities By Program Year And Project  
 RICHLAND,WA

DATE: 02-22-24  
 TIME: 16:07  
 PAGE: 19

| Plan Year | IDIS Project         | Project   | IDIS Activity ID | Activity Name                     | Activity Status | Program | Funded Amount       | Draw Amount         | Balance       |
|-----------|----------------------|---|------------------|-----------------------------------|-----------------|---------|---------------------|---------------------|---------------|
| 2005      | 25                   | KENNEWICK DPAP                                    | 445              | KENNEWICK DPAP/A                  | Completed       | HOME    | \$6,372.39          | \$6,372.39          | \$0.00        |
|           |                      |   | 446              | KENNEWICK DPAP/CAH                | Completed       | HOME    | \$10,272.78         | \$10,272.78         | \$0.00        |
|           |                      |   | 448              | KENNEWICK DPAP/P                  | Completed       | HOME    | \$7,397.48          | \$7,397.48          | \$0.00        |
|           |                      |   | 449              | KENNEWICK DPAP/H&C                | Completed       | HOME    | \$10,485.33         | \$10,485.33         | \$0.00        |
|           |                      |   | 450              | KENNEWICK DPAP/R                  | Completed       | HOME    | \$6,334.73          | \$6,334.73          | \$0.00        |
|           |                      |   | 453              | KENNEWICK DPAP/C                  | Completed       | HOME    | \$6,609.87          | \$6,609.87          | \$0.00        |
|           |                      |   | 455              | KENNEWICK DPAP/S                  | Completed       | HOME    | \$6,397.64          | \$6,397.64          | \$0.00        |
|           |                      |   | 456              | KENNEWICK DPAP/S                  | Completed       | HOME    | \$10,397.64         | \$10,397.64         | \$0.00        |
|           |                      |   | 457              | KENNEWICK DPAP/M                  | Completed       | HOME    | \$7,897.59          | \$7,897.59          | \$0.00        |
|           |                      |   | 484              | KENNEWICK DPAP/A                  | Cancelled       | HOME    | \$0.00              | \$0.00              | \$0.00        |
|           |                      |   | 485              | KENNEWICK DPAP/B                  | Completed       | HOME    | \$10,312.57         | \$10,312.57         | \$0.00        |
|           |                      |   | 486              | KENNEWICK DPAP/J                  | Completed       | HOME    | \$6,337.89          | \$6,337.89          | \$0.00        |
|           |                      |   | 488              | KENNEWICK DPAP/N                  | Completed       | HOME    | \$6,311.14          | \$6,311.14          | \$0.00        |
|           |                      |   | 489              | KENNEWICK DPAP/F                  | Completed       | HOME    | \$6,265.92          | \$6,265.92          | \$0.00        |
|           |                      |   | 493              | KENNEWICK DPAP/B                  | Completed       | HOME    | \$10,413.86         | \$10,413.86         | \$0.00        |
|           |                      |   | 494              | KENNEWICK DPAP/G                  | Completed       | HOME    | \$8,937.89          | \$8,937.89          | \$0.00        |
|           |                      |   | 498              | KENNEWICK DPA / G                 | Cancelled       | HOME    | \$0.00              | \$0.00              | \$0.00        |
|           |                      |   | 499              | KENNEWICK DPAL                    | Cancelled       | HOME    | \$10,177.27         | \$10,177.27         | \$0.00        |
|           |                      |   | 500              | KENNEWICK DPAS                    | Completed       | HOME    | \$6,528.16          | \$6,528.16          | \$0.00        |
|           |                      |   | 501              | KENNEWICK DPAP/W                  | Completed       | HOME    | \$6,405.19          | \$6,405.19          | \$0.00        |
| 502       | KENNEWICK DPAP/N     | Completed   | HOME             | \$10,464.97                       | \$10,464.97     | \$0.00  |                     |                     |               |
| 503       | KENNEWICK DPAP/G     | Completed   | HOME             | \$7,114.30                        | \$7,114.30      | \$0.00  |                     |                     |               |
| 504       | KENNEWICK DPAP/G     | Completed   | HOME             | \$6,468.95                        | \$6,468.95      | \$0.00  |                     |                     |               |
| 506       | KENNEWICK DPAP/V     | Completed   | HOME             | \$7,262.46                        | \$7,262.46      | \$0.00  |                     |                     |               |
| 510       | KENNEWICK DPAP/V     | Completed   | HOME             | \$6,516.28                        | \$6,516.28      | \$0.00  |                     |                     |               |
| 511       | KENNEWICK DPAP/M     | Completed   | HOME             | \$8,067.04                        | \$8,067.04      | \$0.00  |                     |                     |               |
| 512       | KENNEWICK DPAP/K     | Completed   | HOME             | \$10,228.46                       | \$10,228.46     | \$0.00  |                     |                     |               |
| 513       | KENNEWICK DPAP/S & M | Completed   | HOME             | \$10,516.28                       | \$10,516.28     | \$0.00  |                     |                     |               |
|           | <b>Project Total</b> |   |                  |                                   |                 |         | <b>\$229,226.30</b> | <b>\$229,226.30</b> | <b>\$0.00</b> |
| 26        |                      | <b>KENNEWICK REHAB</b>                            |                  |                                   |                 |         | <b>\$23,939.96</b>  | <b>\$23,939.96</b>  | <b>\$0.00</b> |
|           |                      |   | 481              | KENNEWICK REHAB/W                 | Completed       | HOME    | \$23,939.96         | \$23,939.96         | \$0.00        |
|           |                      |   | 505              | KENNEWICK REHAB/R                 | Completed       | HOME    | \$27,256.08         | \$27,256.08         | \$0.00        |
|           | <b>Project Total</b> |   |                  |                                   |                 |         | <b>\$51,196.04</b>  | <b>\$51,196.04</b>  | <b>\$0.00</b> |
| 30        |                      | <b>PASCO CHDO 2005</b>                            |                  |                                   |                 |         | <b>\$102,685.82</b> | <b>\$102,685.82</b> | <b>\$0.00</b> |
|           |                      |   | 496              | LACLINICA                         | Completed       | HOME    | \$102,685.82        | \$102,685.82        | \$0.00        |
|           | <b>Project Total</b> |   |                  |                                   |                 |         | <b>\$102,685.82</b> | <b>\$102,685.82</b> | <b>\$0.00</b> |
| 31        |                      | <b>RICHLAND ENHANCED CODE ENFORCEMENT SUPPORT</b> |                  |                                   |                 |         | <b>\$1,030.00</b>   | <b>\$1,030.00</b>   | <b>\$0.00</b> |
|           |                      |   | 479              | ENHANCED CODE ENFORCEMENT SUPPORT | Completed       | CDBG    | \$1,030.00          | \$1,030.00          | \$0.00        |
|           | <b>Project Total</b> |   |                  |                                   |                 |         | <b>\$1,030.00</b>   | <b>\$1,030.00</b>   | <b>\$0.00</b> |
|           | <b>Program Total</b> |   |                  |                                   |                 |         | <b>\$839,543.85</b> | <b>\$839,543.85</b> | <b>\$0.00</b> |
|           |                      |   |                  |                                   |                 | CDBG    | \$497,611.08        | \$497,611.08        | \$0.00        |
|           |                      |   |                  |                                   |                 | HOME    | \$839,543.85        | \$839,543.85        | \$0.00        |

U.S. Department of Housing and Urban Development  
 Office of Community Planning and Development  
 Integrated Disbursement and Information System  
 List of Activities By Program Year And Project  
 RICHLAND,WA

DATE: 02-22-24  
 TIME: 16:07  
 PAGE: 20

| Plan Year | IDIS Project  | Project                             | IDIS Activity ID | Activity Name                          | Activity Status | Program | Funded Amount  | Draw Amount    | Balance |
|-----------|---------------|-------------------------------------|------------------|--|-----------------|---------|----------------|----------------|---------|
| 2005      | 2005 Total    |                                     |                  |  |                 |         | \$1,337,154.93 | \$1,337,154.93 | \$0.00  |
| 2006      | 1             | CDBG ADMINISTRATION                 | 514              | RICHLAND CDBG ADMIN                    | Completed       | CDBG    | \$55,459.00    | \$55,459.00    | \$0.00  |
|           | 2             | THE ARC OF TRI-CITIES               | 521              | THE ARC OF TRI-CITIES                  | Completed       | CDBG    | \$4,910.00     | \$4,910.00     | \$0.00  |
|           | 3             | Project Total                       |                  |  |                 |         | \$4,910.00     | \$4,910.00     | \$0.00  |
|           | 3             | B/F CAC HOMELESS PREVENTION PROGRAM | 522              | B/F CAC HOMELESS PREVENTION PROGRAM    | Completed       | CDBG    | \$9,380.00     | \$9,380.00     | \$0.00  |
|           | 4             | Project Total                       |                  |  |                 |         | \$19,930.00    | \$19,930.00    | \$0.00  |
|           | 4             | CHILDREN'S DEVELOPMENTAL CENTER     | 520              | CHILDREN'S DEVELOPMENT CENTER          | Completed       | CDBG    | \$19,930.00    | \$19,930.00    | \$0.00  |
|           | 5             | Project Total                       |                  |  |                 |         | \$19,930.00    | \$19,930.00    | \$0.00  |
|           | 5             | RICHLAND CODE ENFORCEMENT           | 519              | RICHLAND CODE ENFORCEMENT              | Completed       | CDBG    | \$26,600.00    | \$26,600.00    | \$0.00  |
|           | 6             | Project Total                       |                  |  |                 |         | \$26,600.00    | \$26,600.00    | \$0.00  |
|           | 6             | DPAP                                | 517              | RICHLAND DPAP                          | Completed       | CDBG    | \$57,332.10    | \$57,332.10    | \$0.00  |
|           | 7             | Project Total                       |                  |  |                 |         | \$57,332.10    | \$57,332.10    | \$0.00  |
|           | 7             | B/F CAC HEALTHY HOUSE PROGRAM       | 515              | B/F CAC ENERGY EFFICIENT HEALTHY HOUSE | Completed       | CDBG    | \$9,340.00     | \$9,340.00     | \$0.00  |
|           | 8             | Project Total                       |                  |  |                 |         | \$9,340.00     | \$9,340.00     | \$0.00  |
|           | 8             | HOUSING AND REDEVELOPMENT           | 518              | RICHLAND PROJECT DELIVERY              | Completed       | CDBG    | \$57,139.04    | \$57,139.04    | \$0.00  |
|           | 9             | Project Total                       |                  |  |                 |         | \$57,139.04    | \$57,139.04    | \$0.00  |
|           | 9             | OWNER OCCUPIED REHAB PROGRAM        | 539              | RICHLAND REHABM                        | Completed       | CDBG    | \$388.09       | \$388.09       | \$0.00  |
|           |               |                                     | 547              | RICHLAND REHAB/B                       | Completed       | CDBG    | \$5,235.96     | \$5,235.96     | \$0.00  |
|           |               |                                     | 552              | RICHLAND REHABM                        | Completed       | CDBG    | \$20,647.94    | \$20,647.94    | \$0.00  |
|           |               |                                     | 553              | RICHLAND REHABM                        | Completed       | CDBG    | \$8,317.63     | \$8,317.63     | \$0.00  |
|           |               |                                     | 557              | RICHLAND REHAB/P                       | Completed       | CDBG    | \$17,999.77    | \$17,999.77    | \$0.00  |
|           |               |                                     | 566              | RICHLAND REHAB/P                       | Completed       | CDBG    | \$20,568.55    | \$20,568.55    | \$0.00  |
|           | Project Total |                                     |                  |  |                 |         | \$73,157.94    | \$73,157.94    | \$0.00  |
|           | 10            | THE RECA FOUNDATION                 | 523              | THE RECA FOUNDATION                    | Completed       | CDBG    | \$4,250.00     | \$4,250.00     | \$0.00  |
|           | 11            | Project Total                       |                  |  |                 |         | \$4,250.00     | \$4,250.00     | \$0.00  |
|           | 11            | SAFE HARBOR CRISIS NURSERY          | 524              | SAFE HARBOR CRISIS NURSERY             | Cancelled       | CDBG    | \$0.00         | \$0.00         | \$0.00  |
|           | 12            | Project Total                       |                  |  |                 |         | \$0.00         | \$0.00         | \$0.00  |
|           | 12            | SENIOR LIFE/COMPREHENSIVE HEALTH    | 525              | SENIOR LIFE/COMPREHENSIVE HEALTH       | Completed       | CDBG    | \$2,360.00     | \$2,360.00     | \$0.00  |
|           | 13            | Project Total                       |                  |  |                 |         | \$2,360.00     | \$2,360.00     | \$0.00  |
|           | 13            | SR LIFEMEALS ON WHEELS              | 526              | SENIOR LIFEMEALS ON WHEELS             | Completed       | CDBG    | \$2,830.00     | \$2,830.00     | \$0.00  |
|           | 14            | Project Total                       |                  |  |                 |         | \$2,830.00     | \$2,830.00     | \$0.00  |
|           | 14            | CATHOLIC FAMILYVOLUNTEER CHORE      | 516              | CATHOLIC FAMILYVOLUNTEER CHORE         | Completed       | CDBG    | \$3,340.00     | \$3,340.00     | \$0.00  |
|           | 15            | Project Total                       |                  |  |                 |         | \$3,340.00     | \$3,340.00     | \$0.00  |
|           | 15            | HOME ADMINISTRATION                 | 533              | RICHLAND HOME ADMINISTRATION           | Completed       | HOME    | \$69,989.98    | \$69,989.98    | \$0.00  |
|           |               |                                     | 577              | KENNEWICK HOME ADMINISTRATION          | Completed       | HOME    | \$8,447.20     | \$8,447.20     | \$0.00  |
|           | Project Total |                                     |                  |  |                 |         | \$78,437.18    | \$78,437.18    | \$0.00  |



U.S. Department of Housing and Urban Development  
 Office of Community Planning and Development  
 Integrated Disbursement and Information System  
 List of Activities By Program Year And Project  
 RICHLAND,WA

DATE: 02-22-24  
 TIME: 16:07  
 PAGE: 21

| Plan Year            | IDIS Project       | Project              | IDIS Activity ID                | Activity Name         | Activity Status | Program             | Funded Amount       | Draw Amount        | Balance             |                     |               |
|----------------------|--------------------|----------------------|---------------------------------|-----------------------|-----------------|---------------------|---------------------|--------------------|---------------------|---------------------|---------------|
| 2006                 | 16                 | RHLD INFILL PROGRAM  | 570                             | RICHLAND INFILLP      | Completed       | HOME                | \$22,103.29         | \$22,103.29        | \$0.00              |                     |               |
|                      |                    |                      | 571                             | RICHLAND INFILLS      | Completed       | HOME                | \$18,303.29         | \$18,303.29        | \$0.00              |                     |               |
|                      |                    |                      | 572                             | RICHLAND INFILLJ      | Completed       | HOME                | \$16,083.29         | \$16,083.29        | \$0.00              |                     |               |
|                      |                    |                      | 573                             | RICHLAND INFILLS      | Completed       | HOME                | \$23,091.15         | \$23,091.15        | \$0.00              |                     |               |
|                      |                    |                      | 574                             | RICHLAND INFILLS      | Completed       | HOME                | \$23,500.21         | \$23,500.21        | \$0.00              |                     |               |
|                      |                    |                      | <b>Project Total</b>            |                       |                 |                     |                     |                    | <b>\$103,081.23</b> | <b>\$103,081.23</b> | <b>\$0.00</b> |
|                      |                    |                      | 18                              | KENNEWICK DPA PROGRAM | 538             | KENNEWICK DPAPV     | Completed           | HOME               | \$6,319.83          | \$6,319.83          | \$0.00        |
|                      |                    |                      |                                 |                       | 541             | KENNEWICK DPAPB     | Completed           | HOME               | \$10,507.39         | \$10,507.39         | \$0.00        |
|                      |                    |                      |                                 |                       | 542             | KENNEWICK DPAPM     | Completed           | HOME               | \$6,366.36          | \$6,366.36          | \$0.00        |
|                      |                    |                      |                                 |                       | 543             | KENNEWICK DPAPC     | Completed           | HOME               | \$10,336.59         | \$10,336.59         | \$0.00        |
|                      |                    |                      |                                 |                       | 545             | KENNEWICK DPAPS     | Completed           | HOME               | \$10,264.07         | \$10,264.07         | \$0.00        |
|                      |                    |                      |                                 |                       | 548             | KENNEWICK DPAPP     | Completed           | HOME               | \$6,449.41          | \$6,449.41          | \$0.00        |
|                      |                    |                      |                                 |                       | 549             | KENNEWICK DPAPT     | Completed           | HOME               | \$7,921.91          | \$7,921.91          | \$0.00        |
|                      |                    |                      |                                 |                       | 550             | KENNEWICK DPAPM & G | Cancelled           | HOME               | \$0.00              | \$0.00              | \$0.00        |
|                      |                    |                      |                                 |                       | 551             | KENNEWICK DPAPL & M | Completed           | HOME               | \$6,278.98          | \$6,278.98          | \$0.00        |
|                      |                    |                      |                                 |                       | 558             | KENNEWICK DPAPM     | Completed           | HOME               | \$10,238.16         | \$10,238.16         | \$0.00        |
| 559                  | KENNEWICK DPAPD    | Completed            |                                 |                       | HOME            | \$10,238.16         | \$10,238.16         | \$0.00             |                     |                     |               |
| 560                  | KENNEWICK DPAPM    | Completed            |                                 |                       | HOME            | \$10,197.32         | \$10,197.32         | \$0.00             |                     |                     |               |
| 561                  | KENNEWICK DPAJ     | Cancelled            |                                 |                       | HOME            | \$0.00              | \$0.00              | \$0.00             |                     |                     |               |
| 562                  | KENNEWICK DPALOPEZ | Cancelled            |                                 |                       | HOME            | \$0.00              | \$0.00              | \$0.00             |                     |                     |               |
| 569                  | KENNEWICK DPAM     | Completed            |                                 |                       | HOME            | \$8,339.45          | \$8,339.45          | \$0.00             |                     |                     |               |
| 575                  | KENNEWICK DPAS     | Completed            |                                 |                       | HOME            | \$10,494.69         | \$10,494.69         | \$0.00             |                     |                     |               |
| 576                  | KENNEWICK DPAZ     | Completed            | HOME                            | \$10,679.18           | \$10,679.18     | \$0.00              |                     |                    |                     |                     |               |
| 578                  | KENNEWICK DPAS & D | Completed            | HOME                            | \$7,751.94            | \$7,751.94      | \$0.00              |                     |                    |                     |                     |               |
| <b>Project Total</b> |                    |                      |                                 |                       |                 | <b>\$132,383.44</b> | <b>\$132,383.44</b> | <b>\$0.00</b>      |                     |                     |               |
| 20                   | PASCO DPAP         | 672                  | Pasco DPAB-R/620 S Beech        | Completed             | HOME            | \$5,701.06          | \$5,701.06          | \$0.00             |                     |                     |               |
|                      |                    | 673                  | Pasco DPAS/912 N Douglas        | Completed             | HOME            | \$5,688.85          | \$5,688.85          | \$0.00             |                     |                     |               |
|                      |                    | 674                  | Pasco DPA/CA/503 Murris Ln      | Completed             | HOME            | \$5,637.40          | \$5,637.40          | \$0.00             |                     |                     |               |
|                      |                    | 675                  | Pasco DPA/T/7403 N 16th Ave     | Completed             | HOME            | \$5,667.87          | \$5,667.87          | \$0.00             |                     |                     |               |
|                      |                    | 676                  | Pasco DPAM & S/1717 W Sylvester | Completed             | HOME            | \$5,567.02          | \$5,567.02          | \$0.00             |                     |                     |               |
|                      |                    | 683                  | Pasco DPAL/725 W Margaret       | Completed             | HOME            | \$4,866.90          | \$4,866.90          | \$0.00             |                     |                     |               |
|                      |                    | 685                  | Pasco DPAM&B/2538 E Helena St   | Completed             | HOME            | \$5,743.57          | \$5,743.57          | \$0.00             |                     |                     |               |
|                      |                    | 686                  | Pasco DPAV/615 Waldemar Ave     | Completed             | HOME            | \$4,288.58          | \$4,288.58          | \$0.00             |                     |                     |               |
|                      |                    | 687                  | Pasco DPA/K/5702 Westport Lane  | Completed             | HOME            | \$5,526.83          | \$5,526.83          | \$0.00             |                     |                     |               |
|                      |                    | 688                  | Pasco DPA/G/8607 Queensbury Dr  | Completed             | HOME            | \$5,734.19          | \$5,734.19          | \$0.00             |                     |                     |               |
|                      |                    | <b>Project Total</b> |                                 |                       |                 |                     |                     | <b>\$54,422.27</b> | <b>\$54,422.27</b>  | <b>\$0.00</b>       |               |
|                      |                    | 21                   | PASCO CHIP PROGRAM              | 528                   | PASCO REHABM    | Completed           | HOME                | \$9,500.00         | \$9,500.00          | \$0.00              |               |
|                      |                    |                      |                                 | 529                   | PASCO REHABM    | Completed           | HOME                | \$24,840.39        | \$24,840.39         | \$0.00              |               |
|                      |                    |                      |                                 | 530                   | PASCO REHABM    | Completed           | HOME                | \$47,154.79        | \$47,154.79         | \$0.00              |               |

U.S. Department of Housing and Urban Development  
 Office of Community Planning and Information System  
 Integrated Disbursement and Information System  
 List of Activities By Program Year And Project  
 RICHLAND,WA

DATE: 02-22-24  
 TIME: 16:07  
 PAGE: 22

| Plan Year | IDIS Project                            | Project            | IDIS Activity ID | Activity Name                           | Activity Status | Program | Funded Amount | Draw Amount  | Balance |
|-----------|---|--------------------|------------------|---|-----------------|---------|---------------|--------------|---------|
| 2006      | 21                                      | PASCO CHIP PROGRAM | 531              | PASCO REHAB/V                           | Completed       | HOME    | \$30,521.57   | \$30,521.57  | \$0.00  |
|           |   |                    | 532              | PASCO REHAB/V                           | Completed       | HOME    | \$29,594.61   | \$29,594.61  | \$0.00  |
|           |   |                    | 534              | PASCO REHAB/O                           | Completed       | HOME    | \$73,025.00   | \$73,025.00  | \$0.00  |
|           |   |                    | 535              | PASCO REHAB/GMV                         | Completed       | HOME    | \$72,229.57   | \$72,229.57  | \$0.00  |
|           |   |                    | 536              | PASCO REHAB/S & G                       | Cancelled       | HOME    | \$0.00        | \$0.00       | \$0.00  |
|           |   |                    | 537              | PASCO REHAB/V                           | Completed       | HOME    | \$19,948.72   | \$19,948.72  | \$0.00  |
|           |   |                    | 540              | PASCO REHAB/G                           | Completed       | HOME    | \$40,811.92   | \$40,811.92  | \$0.00  |
|           |   |                    | 544              | PASCO REHAB/M                           | Completed       | HOME    | \$30,511.92   | \$30,511.92  | \$0.00  |
|           |   |                    | 554              | PASCO REHAB/C                           | Completed       | HOME    | \$55,063.90   | \$55,063.90  | \$0.00  |
|           |   |                    | 555              | PASCO REHAB/F                           | Completed       | HOME    | \$50,036.83   | \$50,036.83  | \$0.00  |
|           |   |                    | 556              | PASCO REHAB/N                           | Completed       | HOME    | \$32,948.72   | \$32,948.72  | \$0.00  |
|           |   |                    | 564              | PASCO REHAB/C                           | Completed       | HOME    | \$45,036.83   | \$45,036.83  | \$0.00  |
|           |   |                    | 565              | PASCO REHAB/M                           | Cancelled       | HOME    | \$0.00        | \$0.00       | \$0.00  |
|           |   |                    | 567              | PASCO REHAB/F                           | Cancelled       | HOME    | \$80,198.03   | \$80,198.03  | \$0.00  |
|           |   |                    | 568              | PASCO REHAB/C CANCELLED                 | Cancelled       | HOME    | \$0.00        | \$0.00       | \$0.00  |
|           |   |                    | 637              | PASCO/KIEMLE AND HAGOOD                 | Cancelled       | HOME    | \$0.00        | \$0.00       | \$0.00  |
|           |   |                    | 527              | CITY OF PASCO/1024, 1028 AND 1032 S 5TH | Completed       | HOME    | \$641,422.80  | \$641,422.80 | \$0.00  |
|           |   |                    | 546              | KENNEWICK CHDO 2006/HABITAT             | Cancelled       | HOME    | \$490,709.22  | \$490,709.22 | \$0.00  |
|           |   |                    | 646              | KENNEWICK CHDO/HABITAT                  | Completed       | HOME    | \$0.00        | \$0.00       | \$0.00  |
|           |   |                    | 546              | KENNEWICK CHDO/HABITAT                  | Completed       | HOME    | \$153,543.66  | \$153,543.66 | \$0.00  |
|           |   |                    | 563              | B/F COG/VIVID LEARNING SYSTEMS          | Completed       | CDBG    | \$153,543.66  | \$153,543.66 | \$0.00  |
| 563       | B/F COG/VIVID LEARNING SYSTEMS          | Completed          | CDBG             | \$42,000.00                             | \$42,000.00     | \$0.00  |               |              |         |
| 563       | B/F COG/VIVID LEARNING SYSTEMS          | Completed          | CDBG             | \$42,000.00                             | \$42,000.00     | \$0.00  |               |              |         |
| 583       | CDBG ADMIN                              | Completed          | CDBG             | \$368,028.08                            | \$368,028.08    | \$0.00  |               |              |         |
| 609       | TRI CITIES ENTERPRISE & COG             | Completed          | CDBG             | \$1,653,999.80                          | \$1,653,999.80  | \$0.00  |               |              |         |
| 583       | CDBG ADMIN                              | Completed          | CDBG             | \$2,022,027.88                          | \$2,022,027.88  | \$0.00  |               |              |         |
| 583       | CDBG ADMIN                              | Completed          | CDBG             | \$55,543.00                             | \$55,543.00     | \$0.00  |               |              |         |
| 583       | CDBG ADMIN                              | Completed          | CDBG             | \$11,485.96                             | \$11,485.96     | \$0.00  |               |              |         |
| 584       | BENTON FRANKLIN CAC/HOMELESS PREVENTION | Completed          | CDBG             | \$67,028.96                             | \$67,028.96     | \$0.00  |               |              |         |
| 584       | BENTON FRANKLIN CAC/HOMELESS PREVENTION | Completed          | CDBG             | \$10,000.00                             | \$10,000.00     | \$0.00  |               |              |         |
| 585       | SR LIFE RESOURCES HEALTH AND NUTRITION  | Completed          | CDBG             | \$10,000.00                             | \$10,000.00     | \$0.00  |               |              |         |
| 585       | SR LIFE RESOURCES HEALTH AND NUTRITION  | Completed          | CDBG             | \$10,000.00                             | \$10,000.00     | \$0.00  |               |              |         |
| 586       | B/F CAC HEALTHY HOUSE                   | Completed          | CDBG             | \$15,640.00                             | \$15,640.00     | \$0.00  |               |              |         |
| 586       | B/F CAC HEALTHY HOUSE                   | Completed          | CDBG             | \$15,640.00                             | \$15,640.00     | \$0.00  |               |              |         |
| 587       | CATHOLIC FAMILYVOLUNTEER CHORE          | Cancelled          | CDBG             | \$0.00                                  | \$0.00          | \$0.00  |               |              |         |
| 587       | CATHOLIC FAMILYVOLUNTEER CHORE          | Cancelled          | CDBG             | \$0.00                                  | \$0.00          | \$0.00  |               |              |         |
| 587       | CATHOLIC FAMILYVOLUNTEER CHORE          | Cancelled          | CDBG             | \$0.00                                  | \$0.00          | \$0.00  |               |              |         |
| 2007      | 2006 Total                              |                    |                  |   |                 |         | \$0.00        | \$0.00       | \$0.00  |

U.S. Department of Housing and Urban Development  
 Office of Community Planning and Urban Development  
 Integrated Disbursement and Information System  
 List of Activities By Program Year And Project  
 RICHLAND,WA

DATE: 02-22-24  
 TIME: 16:07  
 PAGE: 23

| Plan Year | IDIS Project         | Project                                | IDIS Activity ID                    | Activity Name                    | Activity Status    | Program               | Funded Amount         | Draw Amount        | Balance       |        |
|-----------|----------------------|--|-------------------------------------|----------------------------------|--------------------|-----------------------|-----------------------|--------------------|---------------|--------|
| 2007      | 6                    | OWNER OCCUPIED REHAB PROGRAM           | 579                                 | RICHLAND REHAB/S                 | Completed          | CDBG                  | \$2,623.54            | \$2,623.54         | \$0.00        |        |
|           |                      |  | 591                                 | RICHLAND PROJECT DELIVERY        | Completed          | CDBG                  | \$53,878.46           | \$53,878.46        | \$0.00        |        |
|           |                      |  | 601                                 | RICHLAND REHAB/G                 | Completed          | CDBG                  | \$20,522.34           | \$20,522.34        | \$0.00        |        |
|           |                      | <b>Project Total</b>                   |                                     |                                  |                    |                       | <b>\$77,024.34</b>    | <b>\$77,024.34</b> | <b>\$0.00</b> |        |
|           |                      | 7                                      | DOWN PAYMENT ASSISTANCE PROGRAM     | 582                              | RICHLAND DPA       | Completed             | CDBG                  | \$40,000.00        | \$40,000.00   | \$0.00 |
|           |                      | 8                                      | CODE INSPECTION AND EMPHASIS PATROL | 588                              | CODE INSPECTION    | Completed             | CDBG                  | \$40,000.00        | \$40,000.00   | \$0.00 |
|           |                      | 9                                      | COLUMBIA PLAYFIELD                  | 589                              | COLUMBIA PLAYFIELD | Completed             | CDBG                  | \$28,260.00        | \$28,260.00   | \$0.00 |
|           |                      | 10                                     | HOME ADMINISTRATION                 | 590                              | HOME ADMIN         | Completed             | HOME                  | \$36,000.00        | \$36,000.00   | \$0.00 |
|           |                      | 11                                     | RICHLAND INFILL PROGRAM             | 594                              | RICHLAND INFILL/T  | Completed             | HOME                  | \$74,094.85        | \$74,094.85   | \$0.00 |
|           |                      |  |                                     | 599                              | RICHLAND INFILL/R  | Completed             | HOME                  | \$24,399.81        | \$24,399.81   | \$0.00 |
|           |                      |  | 602                                 | RICHLAND INFILL/F                | Completed          | HOME                  | \$24,195.56           | \$24,195.56        | \$0.00        |        |
|           |                      |  | 603                                 | RICHLAND INFILL/G                | Completed          | HOME                  | \$24,478.91           | \$24,478.91        | \$0.00        |        |
|           |                      |  |                                     |                                  |                    | \$22,214.52           | \$22,214.52           | \$0.00             |               |        |
|           | <b>Project Total</b> |  |                                     |                                  |                    | <b>\$95,288.80</b>    | <b>\$95,288.80</b>    | <b>\$0.00</b>      |               |        |
|           | 12                   | INFILL NEW CONSTRUCTION                | 598                                 | RICHLAND INFILL/1604 PERKINS AVE | Completed          | CDBG                  | \$45,592.38           | \$45,592.38        | \$0.00        |        |
|           |                      |  | 604                                 | RICHLAND INFILL 414 SNOW AVE     | Completed          | HOME                  | \$121,270.95          | \$121,270.95       | \$0.00        |        |
|           |                      |  |                                     |                                  |                    | \$142,712.19          | \$142,712.19          | \$0.00             |               |        |
|           | <b>Project Total</b> |  |                                     |                                  |                    | <b>\$309,575.52</b>   | <b>\$309,575.52</b>   | <b>\$0.00</b>      |               |        |
|           | 13                   | KENNEWICK FIRST TIME HOMEBUYER PROGRAM | 580                                 | KENNEWICK DPAP AND L             | Completed          | HOME                  | \$10,538.60           | \$10,538.60        | \$0.00        |        |
|           |                      |  | 581                                 | KENNEWICK DPAN                   | Completed          | HOME                  | \$8,600.46            | \$8,600.46         | \$0.00        |        |
|           |                      |  | 592                                 | KENNEWICK DPAP/H                 | Completed          | HOME                  | \$6,551.09            | \$6,551.09         | \$0.00        |        |
|           |                      |  | 595                                 | KENNEWICK DPAM                   | Completed          | HOME                  | \$7,229.37            | \$7,229.37         | \$0.00        |        |
|           |                      |  | 597                                 | KENNEWICK DPAP/O                 | Completed          | HOME                  | \$6,750.96            | \$6,750.96         | \$0.00        |        |
|           | <b>Project Total</b> |  |                                     |                                  |                    | <b>\$39,670.48</b>    | <b>\$39,670.48</b>    | <b>\$0.00</b>      |               |        |
|           | 14                   | KENNEWICK INFILL PROGRAM               | 600                                 | KENNEWICK INFILL/1002 E 7TH      | Completed          | HOME                  | \$218,373.85          | \$218,373.85       | \$0.00        |        |
|           | 16                   | ADDI                                   | 593                                 | RICHLAND ADDI/CDBG               | Completed          | CDBG                  | \$20,000.00           | \$20,000.00        | \$0.00        |        |
|           |                      |  |                                     |                                  |                    | \$12,874.00           | \$12,874.00           | \$0.00             |               |        |
|           | <b>Project Total</b> |  |                                     |                                  |                    | <b>\$32,874.00</b>    | <b>\$32,874.00</b>    | <b>\$0.00</b>      |               |        |
|           | 17                   | 2007 RICHLAND CHDO/HABITAT             | 596                                 | 2007 RICHLAND CHDO               | Completed          | HOME                  | \$84,848.35           | \$84,848.35        | \$0.00        |        |
|           |                      |  |                                     |                                  |                    | \$84,848.35           | \$84,848.35           | \$0.00             |               |        |
|           | <b>Program Total</b> |  |                                     |                                  |                    | <b>\$349,545.68</b>   | <b>\$349,545.68</b>   | <b>\$0.00</b>      |               |        |
|           | 2007 Total           |  |                                     |                                  |                    | <b>\$789,133.47</b>   | <b>\$789,133.47</b>   | <b>\$0.00</b>      |               |        |
|           |                      |  |                                     |                                  |                    | <b>\$1,138,679.15</b> | <b>\$1,138,679.15</b> | <b>\$0.00</b>      |               |        |
| 2008      | 1                    | CDBG ADMIN                             | 607                                 | RICHLAND CDBG ADMIN              | Completed          | CDBG                  | \$53,515.00           | \$53,515.00        | \$0.00        |        |

U.S. Department of Housing and Urban Development  
 Office of Community Planning and Urban Development  
 Integrated Disbursement and Information System  
 List of Activities By Program Year And Project  
 RICHLAND, WA

DATE: 02-22-24  
 TIME: 16:07  
 PAGE: 24

| Plan Year | IDIS Project | Project                             | IDIS Activity ID | Activity Name                | Activity Status | Program | Funded Amount | Draw Amount  | Balance |
|-----------|--------------|-------------------------------------|------------------|------------------------------|-----------------|---------|---------------|--------------|---------|
| 2008      | 1            | CDBG ADMIN                          | 643              | COUNCIL OF GOVERNMENTS ADMIN | Completed       | CDBG    | \$9,869.55    | \$9,869.55   | \$0.00  |
|           | 2            | ARC OF TRI-CITIES                   | 613              | THE ARC OF TRI-CITIES        | Completed       | CDBG    | \$63,384.55   | \$63,384.55  | \$0.00  |
|           | 3            | CAC HEALTHY HOUSE                   | 614              | BENTON FRANKLIN CAC          | Completed       | CDBG    | \$3,880.00    | \$3,880.00   | \$0.00  |
|           | 4            | CAC HOMELESS PREVENTION             | 615              | BENTON FRANKLIN CAC          | Completed       | CDBG    | \$14,539.91   | \$14,539.91  | \$0.00  |
|           | 5            | CODE INSPECTION AND EMPHASIS PATROL | 611              | CODE INSPECTION              | Completed       | CDBG    | \$9,700.00    | \$9,700.00   | \$0.00  |
|           | 6            | RICHLAND DPAP                       | 606              | RICHLAND DPA                 | Completed       | CDBG    | \$19,785.78   | \$19,785.78  | \$0.00  |
|           | 7            | RICHLAND OWNER OCCUPIED REHAB       | 616              | RICHLAND PROJECT DELIVERY    | Completed       | CDBG    | \$104,527.27  | \$104,527.27 | \$0.00  |
|           |              |                                     | 620              | RICHLAND REHAB/D             | Completed       | CDBG    | \$48,872.28   | \$48,872.28  | \$0.00  |
|           |              |                                     | 621              | RICHLAND REHAB/H             | Completed       | CDBG    | \$20,438.67   | \$20,438.67  | \$0.00  |
|           |              |                                     | 622              | RICHLAND REHAB/D             | Completed       | CDBG    | \$22,578.20   | \$22,578.20  | \$0.00  |
|           |              |                                     | 638              | RICHLAND REHAB/M             | Completed       | CDBG    | \$6,793.18    | \$6,793.18   | \$0.00  |
|           |              |                                     | 639              | RICHLAND REHAB/S             | Completed       | CDBG    | \$1,630.46    | \$1,630.46   | \$0.00  |
|           |              |                                     |                  |                              |                 |         | \$2,018.18    | \$2,018.18   | \$0.00  |
|           |              |                                     |                  |                              |                 |         | \$102,330.97  | \$102,330.97 | \$0.00  |
|           |              |                                     |                  |                              |                 |         | \$136,577.00  | \$136,577.00 | \$0.00  |
|           |              |                                     |                  |                              |                 |         | \$9,700.00    | \$9,700.00   | \$0.00  |
|           |              |                                     |                  |                              |                 |         | \$78,879.20   | \$78,879.20  | \$0.00  |
|           |              |                                     |                  |                              |                 |         | \$24,434.30   | \$24,434.30  | \$0.00  |
|           |              |                                     |                  |                              |                 |         | \$13,974.72   | \$13,974.72  | \$0.00  |
|           |              |                                     |                  |                              |                 |         | \$38,409.02   | \$38,409.02  | \$0.00  |
|           |              |                                     |                  |                              |                 |         | \$10,554.99   | \$10,554.99  | \$0.00  |
|           |              |                                     |                  |                              |                 |         | \$6,466.36    | \$6,466.36   | \$0.00  |
|           |              |                                     |                  |                              |                 |         | \$10,540.81   | \$10,540.81  | \$0.00  |
|           |              |                                     |                  |                              |                 |         | \$9,540.08    | \$9,540.08   | \$0.00  |
|           |              |                                     |                  |                              |                 |         | \$6,441.07    | \$6,441.07   | \$0.00  |
|           |              |                                     |                  |                              |                 |         | \$6,668.26    | \$6,668.26   | \$0.00  |
|           |              |                                     |                  |                              |                 |         | \$6,653.42    | \$6,653.42   | \$0.00  |
|           |              |                                     |                  |                              |                 |         | \$10,316.71   | \$10,316.71  | \$0.00  |
|           |              |                                     |                  |                              |                 |         | \$6,457.14    | \$6,457.14   | \$0.00  |
|           |              |                                     |                  |                              |                 |         | \$6,704.46    | \$6,704.46   | \$0.00  |
|           |              |                                     |                  |                              |                 |         | \$78,879.20   | \$78,879.20  | \$0.00  |
|           |              |                                     |                  |                              |                 |         | \$24,434.30   | \$24,434.30  | \$0.00  |
|           |              |                                     |                  |                              |                 |         | \$13,974.72   | \$13,974.72  | \$0.00  |
|           |              |                                     |                  |                              |                 |         | \$38,409.02   | \$38,409.02  | \$0.00  |
|           |              |                                     |                  |                              |                 |         | \$10,554.99   | \$10,554.99  | \$0.00  |
|           |              |                                     |                  |                              |                 |         | \$6,466.36    | \$6,466.36   | \$0.00  |
|           |              |                                     |                  |                              |                 |         | \$10,540.81   | \$10,540.81  | \$0.00  |
|           |              |                                     |                  |                              |                 |         | \$9,540.08    | \$9,540.08   | \$0.00  |
|           |              |                                     |                  |                              |                 |         | \$6,441.07    | \$6,441.07   | \$0.00  |
|           |              |                                     |                  |                              |                 |         | \$6,668.26    | \$6,668.26   | \$0.00  |
|           |              |                                     |                  |                              |                 |         | \$6,653.42    | \$6,653.42   | \$0.00  |
|           |              |                                     |                  |                              |                 |         | \$10,316.71   | \$10,316.71  | \$0.00  |
|           |              |                                     |                  |                              |                 |         | \$6,457.14    | \$6,457.14   | \$0.00  |
|           |              |                                     |                  |                              |                 |         | \$6,704.46    | \$6,704.46   | \$0.00  |

U.S. Department of Housing and Urban Development  
 Office of Community Planning and Information System  
 Integrated Disbursement and Information System  
 List of Activities By Program Year And Project  
 RICHLAND,WA

DATE: 02-22-24  
 TIME: 16:07  
 PAGE: 25

| Plan Year | IDIS Project         | Project                                | IDIS Activity ID     | Activity Name                       | Activity Status    | Program               | Funded Amount             | Draw Amount        | Balance             |                     |               |        |
|-----------|----------------------|--|----------------------|-------------------------------------|--------------------|-----------------------|---------------------------|--------------------|---------------------|---------------------|---------------|--------|
| 2008      | 12                   | KENNEWICK FIRST TIME HOMEBUYER PROGRAM | 633                  | KENNEWICK DPAH                      | Completed          | HOME                  | \$8,165.74                | \$8,165.74         | \$0.00              |                     |               |        |
|           |                      |  | 636                  | KENNEWICK DPAT-R & M                | Completed          | HOME                  | \$10,595.89               | \$10,595.89        | \$0.00              |                     |               |        |
|           |                      |  | 650                  | KENNEWICK DPA/B                     | Completed          | HOME                  | \$6,788.01                | \$6,788.01         | \$0.00              |                     |               |        |
|           |                      |  | 651                  | KENNEWICK DPA/R                     | Completed          | HOME                  | \$9,896.27                | \$9,896.27         | \$0.00              |                     |               |        |
|           |                      |  | 652                  | KENNEWICK DPA/R                     | Completed          | HOME                  | \$7,805.49                | \$7,805.49         | \$0.00              |                     |               |        |
|           |                      |  | 653                  | KENNEWICK DPA/C & S                 | Completed          | HOME                  | \$7,199.10                | \$7,199.10         | \$0.00              |                     |               |        |
|           |                      |  | 692                  | Kennewick DPAV/1125 E 4th           | Completed          | HOME                  | \$10,410.37               | \$10,410.37        | \$0.00              |                     |               |        |
|           |                      |  | 693                  | Kennewick DPA/C/820 S Rainier St    | Completed          | HOME                  | \$10,587.97               | \$10,587.97        | \$0.00              |                     |               |        |
|           |                      |  | 694                  | Kennewick DPA/L/309 E 8th Pl        | Completed          | HOME                  | \$7,626.13                | \$7,626.13         | \$0.00              |                     |               |        |
|           |                      |  | 696                  | K DPA/F/609 W 16th Ave              | Completed          | HOME                  | \$10,358.17               | \$10,358.17        | \$0.00              |                     |               |        |
|           |                      |  | 697                  | K DPA/H/506 S Juniper St            | Completed          | HOME                  | \$10,536.10               | \$10,536.10        | \$0.00              |                     |               |        |
|           |                      |  | 707                  | Kennewick DPA/W/738 E 4th Pl        | Completed          | HOME                  | \$10,848.47               | \$10,848.47        | \$0.00              |                     |               |        |
|           |                      |  | 708                  | Kennewick DPA/L/1344 W 4th Ave      | Completed          | HOME                  | \$10,414.17               | \$10,414.17        | \$0.00              |                     |               |        |
|           |                      |  | 711                  | Kennewick DPA/C/519 W Albany Ave    | Completed          | HOME                  | \$11,489.77               | \$11,489.77        | \$0.00              |                     |               |        |
|           |                      |  |                      | <b>Project Total</b>                |                    |                       |                           |                    | <b>\$213,064.95</b> | <b>\$213,064.95</b> | <b>\$0.00</b> |        |
|           |                      |  |                      | <b>KENNEWICK INFILL PROGRAM</b>     |                    |                       |                           |                    | <b>\$198,656.73</b> | <b>\$198,656.73</b> | <b>\$0.00</b> |        |
|           |                      |  |                      | <b>Project Total</b>                |                    |                       |                           |                    | <b>\$198,656.73</b> | <b>\$198,656.73</b> | <b>\$0.00</b> |        |
|           |                      |  |                      | 14                                  | PASCO CHIP PROGRAM | 701                   | Pasco Rehab/1131 W Jan St | Completed          | HOME                | \$35,868.53         | \$35,868.53   | \$0.00 |
|           |                      |  |                      | <b>Project Total</b>                |                    |                       |                           |                    | <b>\$35,868.53</b>  | <b>\$35,868.53</b>  | <b>\$0.00</b> |        |
|           | 15                   | PASCO ADDI                             | 670                  | Pasco DPA/G/3427 Tierra Vida        | Completed          | HOME                  | \$6,242.73                | \$6,242.73         | \$0.00              |                     |               |        |
|           | <b>Project Total</b> |  |                      |                                     |                    | <b>\$6,242.73</b>     | <b>\$6,242.73</b>         | <b>\$0.00</b>      |                     |                     |               |        |
|           | 16                   | ECONOMIC DEVELOPMENT                   | 608                  | ECONOMIC DEV REVOLVING LOAN PROGRAM | Cancelled          | CDBG                  | \$0.00                    | \$0.00             | \$0.00              |                     |               |        |
|           | <b>Project Total</b> |  |                      |                                     |                    | <b>\$0.00</b>         | <b>\$0.00</b>             | <b>\$0.00</b>      |                     |                     |               |        |
|           | 17                   | ARC NEW FACILITY                       | 634                  | ARC NEW FACILITY                    | Completed          | CDBG                  | \$50,600.00               | \$50,600.00        | \$0.00              |                     |               |        |
|           | <b>Project Total</b> |  |                      |                                     |                    | <b>\$50,600.00</b>    | <b>\$50,600.00</b>        | <b>\$0.00</b>      |                     |                     |               |        |
|           | 18                   | GILLESPIE TRAILWAY                     | 635                  | GILLESPIE PARKWAY TRAIL             | Completed          | CDBG                  | \$46,740.00               | \$46,740.00        | \$0.00              |                     |               |        |
|           | <b>Project Total</b> |  |                      |                                     |                    | <b>\$46,740.00</b>    | <b>\$46,740.00</b>        | <b>\$0.00</b>      |                     |                     |               |        |
|           | 19                   | PASCO CHDO/HABITAT 2008                | 641                  | PASCO CHDO/HABITAT                  | Completed          | HOME                  | \$92,253.00               | \$92,253.00        | \$0.00              |                     |               |        |
|           | <b>Project Total</b> |  |                      |                                     |                    | <b>\$92,253.00</b>    | <b>\$92,253.00</b>        | <b>\$0.00</b>      |                     |                     |               |        |
|           | <b>Program Total</b> |  |                      |                                     |                    | <b>\$661,765.48</b>   | <b>\$661,765.48</b>       | <b>\$0.00</b>      |                     |                     |               |        |
|           |                      |  |                      |                                     |                    | <b>\$663,374.16</b>   | <b>\$663,374.16</b>       | <b>\$0.00</b>      |                     |                     |               |        |
|           |                      |  |                      |                                     |                    | <b>\$1,225,139.64</b> | <b>\$1,225,139.64</b>     | <b>\$0.00</b>      |                     |                     |               |        |
| 2009      | 2008 Total           | CDBG ADMINISTRATION                    | 665                  | RICHLAND CDBG ADMIN                 | Completed          | CDBG                  | \$54,010.00               | \$54,010.00        | \$0.00              |                     |               |        |
|           |                      |  | 705                  | Council of Governments Admin 2009   | Completed          | CDBG                  | \$469.09                  | \$469.09           | \$0.00              |                     |               |        |
|           |                      |  | <b>Project Total</b> |                                     |                    |                       | <b>\$54,479.09</b>        | <b>\$54,479.09</b> | <b>\$0.00</b>       |                     |               |        |
|           | 2                    | ARC OF TRI CITIES                      | 660                  | THE ARC OF TRI-CITIES               | Completed          | CDBG                  | \$5,200.00                | \$5,200.00         | \$0.00              |                     |               |        |
|           | <b>Project Total</b> |  |                      |                                     |                    | <b>\$5,200.00</b>     | <b>\$5,200.00</b>         | <b>\$0.00</b>      |                     |                     |               |        |
|           | 3                    | B/F CAC/HEALTHY HOUSE PROGRAM          | 661                  | B/F CAC                             | Completed          | CDBG                  | \$13,461.69               | \$13,461.69        | \$0.00              |                     |               |        |

U.S. Department of Housing and Urban Development  
 Office of Community Planning and Information System  
 Integrated Disbursement and Information System  
 List of Activities By Program Year And Project  
 RICHLAND,WA

DATE: 02-22-24  
 TIME: 16:07  
 PAGE: 26

| Plan Year | IDIS Project                        | Project                             | IDIS Activity ID                | Activity Name                 | Activity Status | Program             | Funded Amount       | Draw Amount        | Balance       |
|-----------|-------------------------------------|-------------------------------------|---------------------------------|-------------------------------|-----------------|---------------------|---------------------|--------------------|---------------|
| 2009      | 3                                   | <b>Project Total</b>                |                                 |                               |                 |                     | <b>\$13,461.69</b>  | <b>\$13,461.69</b> | <b>\$0.00</b> |
|           | 4                                   | B/F CAC/HOMELESS PREVENTION PROGRAM | 662                             | B/F CAC HOMELESS PREVENTION   | Completed       | CDBG                | \$9,183.00          | \$9,183.00         | \$0.00        |
|           | 5                                   | <b>Project Total</b>                |                                 |                               |                 |                     | <b>\$9,183.00</b>   | <b>\$9,183.00</b>  | <b>\$0.00</b> |
|           | 5                                   | GOETHALS PARK PLAYGROUND            | 663                             | GOETHALS PARK IMPROVEMENT     | Completed       | CDBG                | \$80,623.83         | \$80,623.83        | \$0.00        |
|           | 6                                   | <b>Project Total</b>                |                                 |                               |                 |                     | <b>\$80,623.83</b>  | <b>\$80,623.83</b> | <b>\$0.00</b> |
|           | 6                                   | DOWN PAYMENT ASSISTANCE PROGRAM     | 640                             | RICHLAND DPA                  | Completed       | CDBG                | \$84,030.00         | \$84,030.00        | \$0.00        |
|           | 7                                   | <b>Project Total</b>                |                                 |                               |                 |                     | <b>\$84,030.00</b>  | <b>\$84,030.00</b> | <b>\$0.00</b> |
|           | 7                                   | OWNER OCCUPIED REHAB PROGRAM        | 642                             | RICHLAND REHAB/A              | Completed       | CDBG                | \$7,940.07          | \$7,940.07         | \$0.00        |
|           | 656                                 | RICHLAND PROJECT DELIVERY           | 657                             | RICHLAND REHAB/B              | Completed       | CDBG                | \$50,899.37         | \$50,899.37        | \$0.00        |
|           | 657                                 | RICHLAND REHAB/B                    | 658                             | Richland rehab/R              | Completed       | CDBG                | \$6,747.60          | \$6,747.60         | \$0.00        |
|           | 658                                 | Richland rehab/R                    | 659                             | Richland Rehab/J              | Completed       | CDBG                | \$7,716.40          | \$7,716.40         | \$0.00        |
|           | 659                                 | Richland Rehab/J                    |                                 |                               | Completed       | CDBG                | \$22,435.00         | \$22,435.00        | \$0.00        |
|           | 8                                   | <b>Project Total</b>                |                                 |                               |                 |                     | <b>\$95,738.44</b>  | <b>\$95,738.44</b> | <b>\$0.00</b> |
|           | 8                                   | CDBG ACQUISITION                    | 695                             | Richland Infill/303 Thayer Dr | Completed       | CDBG                | \$51,856.33         | \$51,856.33        | \$0.00        |
|           |                                     |                                     |                                 |                               |                 |                     | \$126,751.22        | \$126,751.22       | \$0.00        |
|           |                                     |                                     |                                 |                               |                 | <b>\$178,607.55</b> | <b>\$178,607.55</b> | <b>\$0.00</b>      |               |
| 9         | <b>Project Total</b>                |                                     |                                 |                               |                 | <b>\$7,800.00</b>   | <b>\$7,800.00</b>   | <b>\$0.00</b>      |               |
| 9         | SR LIFE RESOURCES                   | 664                                 | SENIOR LIFE RESOURCES           | Completed                     | CDBG            | \$7,800.00          | \$7,800.00          | \$0.00             |               |
| 10        | <b>Project Total</b>                |                                     |                                 |                               |                 | <b>\$77,848.79</b>  | <b>\$77,848.79</b>  | <b>\$0.00</b>      |               |
| 10        | HOME ADMINISTRATION                 | 648                                 | RICHLAND HOME ADMIN             | Completed                     | HOME            | \$1,287.52          | \$1,287.52          | \$0.00             |               |
| 649       | PASCO HOME ADMINISTRATION           |                                     |                                 | Completed                     | HOME            | \$44,944.32         | \$44,944.32         | \$0.00             |               |
|           |                                     |                                     |                                 |                               |                 | \$124,080.63        | \$124,080.63        | \$0.00             |               |
| 11        | <b>Project Total</b>                |                                     |                                 |                               |                 | <b>\$24,719.68</b>  | <b>\$24,719.68</b>  | <b>\$0.00</b>      |               |
| 11        | RICHLAND INFILL GAP ASSISTANCE      | 644                                 | RICHLAND INFILL/H               | Completed                     | HOME            | \$15,847.46         | \$15,847.46         | \$0.00             |               |
| 645       | RICHLAND INFILL/C                   |                                     |                                 | Completed                     | HOME            | \$24,410.78         | \$24,410.78         | \$0.00             |               |
|           |                                     |                                     |                                 |                               |                 | \$64,977.92         | \$64,977.92         | \$0.00             |               |
| 13        | <b>Project Total</b>                |                                     |                                 |                               |                 | <b>\$8,839.06</b>   | <b>\$8,839.06</b>   | <b>\$0.00</b>      |               |
| 13        | KENNEWICK DPA                       | 654                                 | KENNEWICK DPA/COLEMAN           | Completed                     | HOME            | \$0.00              | \$0.00              | \$0.00             |               |
| 655       | KENNEWICK DPAT/ R. & M              |                                     |                                 | Completed                     | HOME            | \$10,787.11         | \$10,787.11         | \$0.00             |               |
| 656       | KENNEWICK DPAB                      |                                     |                                 | Completed                     | HOME            | \$7,402.31          | \$7,402.31          | \$0.00             |               |
| 657       | KENNEWICK DPAB                      |                                     |                                 | Completed                     | HOME            | \$6,761.36          | \$6,761.36          | \$0.00             |               |
| 677       | Kennewick DPA/T/914 W Kennewick Ave | 678                                 | Kennewick DPAB/1011 E 8th Ave   | Completed                     | HOME            | \$3,551.71          | \$3,551.71          | \$0.00             |               |
| 678       | Kennewick DPAB/1011 E 8th Ave       | 679                                 | Kennewick DPA/C/915 S Fruitland | Completed                     | HOME            | \$10,778.82         | \$10,778.82         | \$0.00             |               |
| 679       | Kennewick DPA/C/915 S Fruitland     | 680                                 | Kennewick DPA/F/712 E 8th Pl    | Completed                     | HOME            | \$6,606.23          | \$6,606.23          | \$0.00             |               |
| 680       | Kennewick DPA/F/712 E 8th Pl        | 681                                 | Kennewick DPA/V/1026 E 8th Ave  | Completed                     | HOME            | \$10,332.65         | \$10,332.65         | \$0.00             |               |
| 681       | Kennewick DPA/V/1026 E 8th Ave      | 682                                 | Kennewick DPA/C/319 E 8th Pl    | Completed                     | HOME            | \$10,480.21         | \$10,480.21         | \$0.00             |               |
|           |                                     |                                     |                                 |                               |                 | \$75,539.46         | \$75,539.46         | \$0.00             |               |
| 15        | <b>Project Total</b>                |                                     |                                 |                               |                 | <b>\$0.00</b>       | <b>\$0.00</b>       | <b>\$0.00</b>      |               |
| 15        | PASCO CHIP PROGRAM                  | 702                                 | Pasco Rehab/201 N 8th           | Cancelled                     | HOME            | \$0.00              | \$0.00              | \$0.00             |               |

U.S. Department of Housing and Urban Development  
 Office of Community Planning and Information System  
 Integrated Disbursement and Information System  
 List of Activities By Program Year And Project  
 RICHLAND,WA

DATE: 02-22-24  
 TIME: 16:07  
 PAGE: 27

| Plan Year | IDIS Project | Project             | IDIS Activity ID           | Activity Name                         | Activity Status | Program | Funded Amount  | Draw Amount    | Balance             |                     |               |
|-----------|--------------|---------------------|----------------------------|---------------------------------------|-----------------|---------|----------------|----------------|---------------------|---------------------|---------------|
| 2009      | 15           | PASCO CHIP PROGRAM  | 703                        | Pasco Rehab/730 W Bonneville          | Cancelled       | HOME    | \$0.00         | \$0.00         | \$0.00              |                     |               |
|           |              |                     | 704                        | Pasco Rehab/1203 W Washington         | Completed       | HOME    | \$30,400.92    | \$30,400.92    | \$0.00              |                     |               |
|           |              |                     | 709                        | Pasco/K & H Project Mgt Fee           | Cancelled       | HOME    | \$0.00         | \$0.00         | \$0.00              |                     |               |
|           |              |                     | 741                        | Pasco Rehab/1563 W Jay St             | Completed       | HOME    | \$39,912.01    | \$39,912.01    | \$0.00              |                     |               |
|           |              |                     | 743                        | Pasco Rehab/829 S 7th Ave             | Completed       | HOME    | \$43,659.80    | \$43,659.80    | \$0.00              |                     |               |
|           |              |                     | <b>Project Total</b>       |                                       |                 |         |                |                | <b>\$113,972.73</b> | <b>\$113,972.73</b> | <b>\$0.00</b> |
|           |              |                     | <b>PASCO DPA</b>           |                                       |                 |         |                |                | <b>\$6,159.80</b>   | <b>\$6,159.80</b>   | <b>\$0.00</b> |
|           |              |                     | <b>Project Total</b>       |                                       |                 |         |                |                | <b>\$5,639.61</b>   | <b>\$5,639.61</b>   | <b>\$0.00</b> |
|           |              |                     | <b>Project Total</b>       |                                       |                 |         |                |                | <b>\$5,513.74</b>   | <b>\$5,513.74</b>   | <b>\$0.00</b> |
|           |              |                     | <b>Project Total</b>       |                                       |                 |         |                |                | <b>\$5,790.24</b>   | <b>\$5,790.24</b>   | <b>\$0.00</b> |
| 2010      | 16           | PASCO DPA           | 671                        | Pasco DPA/J12215 N Rd 33              | Completed       | HOME    | \$29,016.39    | \$29,016.39    | \$0.00              |                     |               |
|           |              |                     | 689                        | Pasco DPAS/5622 Washport Ln           | Completed       | HOME    | \$91,802.34    | \$91,802.34    | \$0.00              |                     |               |
|           |              |                     | 691                        | Pasco DPA/G16213 Washougal Ln         | Completed       | HOME    | \$8,369.50     | \$8,369.50     | \$0.00              |                     |               |
|           |              |                     | 698                        | Pasco DPA/911 N Owen                  | Completed       | HOME    | \$8,369.50     | \$8,369.50     | \$0.00              |                     |               |
|           |              |                     | 699                        | Pasco DPA/5515 Coolidge Ct            | Completed       | HOME    | \$29,016.39    | \$29,016.39    | \$0.00              |                     |               |
|           |              |                     | <b>Project Total</b>       |                                       |                 |         |                |                | <b>\$91,802.34</b>  | <b>\$91,802.34</b>  | <b>\$0.00</b> |
|           |              |                     | <b>KENNEWICK CHDO 2009</b> |                                       |                 |         |                |                | <b>\$8,369.50</b>   | <b>\$8,369.50</b>   | <b>\$0.00</b> |
|           |              |                     | <b>Project Total</b>       |                                       |                 |         |                |                | <b>\$8,369.50</b>   | <b>\$8,369.50</b>   | <b>\$0.00</b> |
|           |              |                     | <b>Project Total</b>       |                                       |                 |         |                |                | <b>\$410,741.88</b> | <b>\$410,741.88</b> | <b>\$0.00</b> |
|           |              |                     | <b>Project Total</b>       |                                       |                 |         |                |                | <b>\$626,140.69</b> | <b>\$626,140.69</b> | <b>\$0.00</b> |
| 2010      | 17           | KENNEWICK CHDO 2009 | 706                        | Kennewick CHDO 2009/Habitat/S Wyoming | Completed       | HOME    | \$1,036,882.57 | \$1,036,882.57 | \$0.00              |                     |               |
|           |              |                     | <b>Project Total</b>       |                                       |                 |         |                |                | <b>\$58,909.00</b>  | <b>\$58,909.00</b>  | <b>\$0.00</b> |
|           |              |                     | <b>Project Total</b>       |                                       |                 |         |                |                | <b>\$77,097.22</b>  | <b>\$77,097.22</b>  | <b>\$0.00</b> |
|           |              |                     | <b>Project Total</b>       |                                       |                 |         |                |                | <b>\$24,595.31</b>  | <b>\$24,595.31</b>  | <b>\$0.00</b> |
|           |              |                     | <b>Project Total</b>       |                                       |                 |         |                |                | <b>\$23,819.44</b>  | <b>\$23,819.44</b>  | <b>\$0.00</b> |
|           |              |                     | <b>Project Total</b>       |                                       |                 |         |                |                | <b>\$15,791.57</b>  | <b>\$15,791.57</b>  | <b>\$0.00</b> |
|           |              |                     | <b>Project Total</b>       |                                       |                 |         |                |                | <b>\$24,631.85</b>  | <b>\$24,631.85</b>  | <b>\$0.00</b> |
|           |              |                     | <b>Project Total</b>       |                                       |                 |         |                |                | <b>\$24,223.61</b>  | <b>\$24,223.61</b>  | <b>\$0.00</b> |
|           |              |                     | <b>Project Total</b>       |                                       |                 |         |                |                | <b>\$113,061.78</b> | <b>\$113,061.78</b> | <b>\$0.00</b> |
|           |              |                     | <b>Project Total</b>       |                                       |                 |         |                |                | <b>\$11,500.00</b>  | <b>\$11,500.00</b>  | <b>\$0.00</b> |
| 2010      | 18           | KENNEWICK CHDO 2009 | 714                        | Richland CDBG ADMIN                   | Completed       | CDBG    | \$58,909.00    | \$58,909.00    | \$0.00              |                     |               |
|           |              |                     | 715                        | Richland HOME ADMIN                   | Completed       | HOME    | \$77,097.22    | \$77,097.22    | \$0.00              |                     |               |
|           |              |                     | 716                        | Richland Infill/C                     | Completed       | HOME    | \$24,595.31    | \$24,595.31    | \$0.00              |                     |               |
|           |              |                     | 717                        | Richland Infill/H & R                 | Completed       | HOME    | \$23,819.44    | \$23,819.44    | \$0.00              |                     |               |
|           |              |                     | 723                        | Richland Infill/M                     | Completed       | HOME    | \$15,791.57    | \$15,791.57    | \$0.00              |                     |               |
|           |              |                     | 730                        | Richland Infill/U                     | Completed       | HOME    | \$24,631.85    | \$24,631.85    | \$0.00              |                     |               |
|           |              |                     | 778                        | Richland Infill/K & D                 | Completed       | HOME    | \$24,223.61    | \$24,223.61    | \$0.00              |                     |               |
|           |              |                     | <b>Project Total</b>       |                                       |                 |         |                |                | <b>\$113,061.78</b> | <b>\$113,061.78</b> | <b>\$0.00</b> |
|           |              |                     | <b>Project Total</b>       |                                       |                 |         |                |                | <b>\$11,500.00</b>  | <b>\$11,500.00</b>  | <b>\$0.00</b> |
|           |              |                     | <b>Project Total</b>       |                                       |                 |         |                |                | <b>\$12,489.77</b>  | <b>\$12,489.77</b>  | <b>\$0.00</b> |
| 2010      | 19           | KENNEWICK CHDO 2009 | 726                        | Kennewick DPA/R                       | Completed       | HOME    | \$14,395.38    | \$14,395.38    | \$0.00              |                     |               |
|           |              |                     | 727                        | Kennewick DPA/J                       | Completed       | HOME    | \$14,395.38    | \$14,395.38    | \$0.00              |                     |               |
|           |              |                     | 728                        | Kennewick DPA/S                       | Completed       | HOME    | \$14,385.22    | \$14,385.22    | \$0.00              |                     |               |
|           |              |                     | 729                        | Kennewick DPA/S                       | Completed       | HOME    | \$10,446.01    | \$10,446.01    | \$0.00              |                     |               |
|           |              |                     | 731                        | Kennewick DPA/K                       | Completed       | HOME    | \$14,000.00    | \$14,000.00    | \$0.00              |                     |               |
|           |              |                     | 732                        | Kennewick DPA/F                       | Completed       | HOME    | \$14,450.32    | \$14,450.32    | \$0.00              |                     |               |
|           |              |                     | 733                        | Kennewick DPA/M                       | Completed       | HOME    | \$12,670.39    | \$12,670.39    | \$0.00              |                     |               |
|           |              |                     | 734                        | Kennewick DPA/P                       | Completed       | HOME    | \$10,478.27    | \$10,478.27    | \$0.00              |                     |               |
|           |              |                     | <b>Project Total</b>       |                                       |                 |         |                |                | <b>\$113,061.78</b> | <b>\$113,061.78</b> | <b>\$0.00</b> |
|           |              |                     | <b>Project Total</b>       |                                       |                 |         |                |                | <b>\$11,500.00</b>  | <b>\$11,500.00</b>  | <b>\$0.00</b> |

U.S. Department of Housing and Urban Development  
 Office of Community Planning and Information System  
 Integrated Disbursement and Information System  
 List of Activities By Program Year And Project  
 RICHLAND,WA

DATE: 02-22-24  
 TIME: 16:07  
 PAGE: 28

| Plan Year | IDIS Project | Project       | IDIS Activity ID | Activity Name       | Activity Status | Program | Funded Amount | Draw Amount | Balance |
|-----------|--------------|---------------|------------------|---------------------|-----------------|---------|---------------|-------------|---------|
| 2010      | 5            | KENNEWICK DPA | 735              | K DPAB-L            | Completed       | HOME    | \$14,709.02   | \$14,709.02 | \$0.00  |
|           |              |               | 736              | K DPA/G             | Completed       | HOME    | \$10,538.32   | \$10,538.32 | \$0.00  |
|           |              |               | 737              | K DPA/H             | Completed       | HOME    | \$15,182.28   | \$15,182.28 | \$0.00  |
|           |              |               | 738              | K DPA/E             | Cancelled       | HOME    | \$0.00        | \$0.00      | \$0.00  |
|           |              |               | 739              | K DPA/R             | Completed       | HOME    | \$10,625.72   | \$10,625.72 | \$0.00  |
|           |              |               | 740              | K DPA/A             | Completed       | HOME    | \$14,671.12   | \$14,671.12 | \$0.00  |
|           |              |               | 744              | K DPA/R             | Completed       | HOME    | \$14,748.04   | \$14,748.04 | \$0.00  |
|           |              |               | 745              | K DPA/C             | Completed       | HOME    | \$10,445.30   | \$10,445.30 | \$0.00  |
|           |              |               | 747              | Kennewick DPA/C     | Completed       | HOME    | \$14,831.35   | \$14,831.35 | \$0.00  |
|           |              |               | 748              | Kennewick DPA/G     | Completed       | HOME    | \$10,506.19   | \$10,506.19 | \$0.00  |
|           |              |               | 749              | Kennewick DPA/J     | Cancelled       | HOME    | \$0.00        | \$0.00      | \$0.00  |
|           |              |               | 750              | Kennewick DPA/G     | Cancelled       | HOME    | \$14,293.02   | \$14,293.02 | \$0.00  |
|           |              |               | 751              | Kennewick DPA/B     | Completed       | HOME    | \$0.00        | \$0.00      | \$0.00  |
|           |              |               | 755              | Kennewick DPAS      | Completed       | HOME    | \$10,833.72   | \$10,833.72 | \$0.00  |
|           |              |               | 756              | Kennewick DPAG      | Completed       | HOME    | \$15,045.41   | \$15,045.41 | \$0.00  |
|           |              |               | 757              | Kennewick DPALR     | Completed       | HOME    | \$14,555.92   | \$14,555.92 | \$0.00  |
|           |              |               | 758              | Kennewick DPALR     | Completed       | HOME    | \$10,602.44   | \$10,602.44 | \$0.00  |
|           |              |               | 759              | Kennewick DPALR & G | Completed       | HOME    | \$14,105.28   | \$14,105.28 | \$0.00  |
|           |              |               | 760              | Kennewick DPALM     | Completed       | HOME    | \$14,777.75   | \$14,777.75 | \$0.00  |
|           |              |               | 761              | Kennewick DPALC     | Completed       | HOME    | \$12,080.64   | \$12,080.64 | \$0.00  |
|           |              |               | 762              | Kennewick DPALB     | Completed       | HOME    | \$14,577.11   | \$14,577.11 | \$0.00  |
|           |              |               | 765              | Kennewick DPAL      | Completed       | HOME    | \$10,344.87   | \$10,344.87 | \$0.00  |
|           |              |               | 766              | Kennewick DPAL      | Completed       | HOME    | \$10,229.92   | \$10,229.92 | \$0.00  |
|           |              |               | 767              | Kennewick DPALDel   | Completed       | HOME    | \$14,500.45   | \$14,500.45 | \$0.00  |
|           |              |               | 768              | Kennewick DPALM     | Completed       | HOME    | \$14,278.11   | \$14,278.11 | \$0.00  |
|           |              |               | 769              | Kennewick DPAS      | Completed       | HOME    | \$10,333.76   | \$10,333.76 | \$0.00  |
|           |              |               | 770              | Kennewick DPAG      | Completed       | HOME    | \$11,204.59   | \$11,204.59 | \$0.00  |
|           |              |               | 771              | Kennewick DPALW     | Completed       | HOME    | \$10,370.81   | \$10,370.81 | \$0.00  |
|           |              |               | 772              | Kennewick DPALW     | Completed       | HOME    | \$14,489.14   | \$14,489.14 | \$0.00  |
|           |              |               | 773              | Kennewick DPALB     | Completed       | HOME    | \$13,827.39   | \$13,827.39 | \$0.00  |
|           |              |               | 775              | Kennewick DPALB     | Completed       | HOME    | \$10,000.00   | \$10,000.00 | \$0.00  |
|           |              |               | 775              | Kennewick DPALG     | Completed       | HOME    | \$10,000.00   | \$10,000.00 | \$0.00  |
|           |              |               | 793              | Kennewick DPALB     | Completed       | HOME    | \$14,288.99   | \$14,288.99 | \$0.00  |
|           |              |               | 795              | Kennewick DPALB     | Completed       | HOME    | \$14,286.46   | \$14,286.46 | \$0.00  |
|           |              |               | 799              | Kennewick DPALC & T | Completed       | HOME    | \$10,291.63   | \$10,291.63 | \$0.00  |
|           |              |               | 800              | Kennewick DPAL      | Completed       | HOME    | \$14,224.92   | \$14,224.92 | \$0.00  |
|           |              |               | 802              | Kennewick DPAL      | Completed       | HOME    | \$14,157.96   | \$14,157.96 | \$0.00  |
|           |              |               | 803              | Kennewick DPALH     | Completed       | HOME    | \$14,227.73   | \$14,227.73 | \$0.00  |
|           |              |               | 804              | Kennewick DPALF     | Completed       | HOME    | \$14,148.74   | \$14,148.74 | \$0.00  |
|           |              |               | 805              | Kennewick DPALF     | Completed       | HOME    | \$12,543.45   | \$12,543.45 | \$0.00  |







U.S. Department of Housing and Urban Development  
 Office of Community Planning and Information System  
 Integrated Disbursement and Information System  
 List of Activities By Program Year And Project  
 RICHLAND,WA

DATE: 02-22-24  
 TIME: 16:07  
 PAGE: 31

| Plan Year            | IDIS Project          | Project                     | IDIS Activity ID                | Activity Name              | Activity Status      | Program                               | Funded Amount | Draw Amount           | Balance            |                    |                     |                     |               |
|----------------------|-----------------------|-----------------------------|---------------------------------|----------------------------|----------------------|---------------------------------------|---------------|-----------------------|--------------------|--------------------|---------------------|---------------------|---------------|
| 2011                 | 7                     | Pasco DPA Homebuyer Program | 888                             | Pasco DPA/708 W Jay St     | Completed            | HOME                                  | \$5,255.74    | \$5,255.74            | \$0.00             |                    |                     |                     |               |
|                      |                       |                             | 889                             | Pasco DPA/804 N 24th       | Completed            | HOME                                  | \$5,472.77    | \$5,472.77            | \$0.00             |                    |                     |                     |               |
|                      |                       |                             | 891                             | Pasco DPA/1307 N 15th      | Completed            | HOME                                  | \$5,494.98    | \$5,494.98            | \$0.00             |                    |                     |                     |               |
|                      |                       |                             | 892                             | Pasco DPA/514 Fallon Ct    | Completed            | HOME                                  | \$5,486.15    | \$5,486.15            | \$0.00             |                    |                     |                     |               |
|                      |                       |                             | 896                             | Pasco DPA/3507 Estrella Dr | Completed            | HOME                                  | \$5,147.18    | \$5,147.18            | \$0.00             |                    |                     |                     |               |
|                      |                       |                             | <b>Project Total</b>            |                            |                      |                                       |               |                       | <b>\$60,485.78</b> | <b>\$60,485.78</b> | <b>\$0.00</b>       |                     |               |
|                      |                       |                             | 8                               | Pasco Infill Program       | 791                  | Pasco NSP Infill Rehab/404 N 19th     | Completed     | HOME                  | \$95,386.24        | \$95,386.24        | \$0.00              |                     |               |
|                      |                       |                             |                                 |                            | 792                  | Pasco NSP Infill Rehab/2116 N 18th St | Completed     | HOME                  | \$34,039.56        | \$34,039.56        | \$0.00              |                     |               |
|                      |                       |                             |                                 |                            | 797                  | Pasco NSP Infill Rehab/2103 N 19th    | Completed     | HOME                  | \$76,489.75        | \$76,489.75        | \$0.00              |                     |               |
|                      |                       |                             |                                 |                            | <b>Project Total</b> |                                       |               |                       |                    |                    | <b>\$205,915.55</b> | <b>\$205,915.55</b> | <b>\$0.00</b> |
|                      |                       |                             |                                 |                            | 11                   | Project Total                         | 825           | Richland Infill/H & G | Completed          | HOME               | \$24,499.23         | \$24,499.23         | \$0.00        |
|                      |                       |                             |                                 |                            |                      |                                       | 840           | Richland Infill/S     | Completed          | HOME               | \$14,462.52         | \$14,462.52         | \$0.00        |
|                      |                       |                             |                                 |                            |                      |                                       | 841           | Richland Infill/S     | Completed          | HOME               | \$14,408.00         | \$14,408.00         | \$0.00        |
| 842                  | Richland Infill/A     | Completed                   |                                 |                            |                      |                                       | HOME          | \$14,340.31           | \$14,340.31        | \$0.00             |                     |                     |               |
| 848                  | Richland Infill/A     | Cancelled                   |                                 |                            |                      |                                       | HOME          | \$0.00                | \$0.00             | \$0.00             |                     |                     |               |
| 849                  | Richland Infill/S     | Cancelled                   |                                 |                            |                      |                                       | HOME          | \$0.00                | \$0.00             | \$0.00             |                     |                     |               |
| 850                  | Richland Infill/S     | Cancelled                   |                                 |                            |                      |                                       | HOME          | \$0.00                | \$0.00             | \$0.00             |                     |                     |               |
| 858                  | Richland Infill/Dutra | Completed                   |                                 |                            |                      |                                       | HOME          | \$24,321.26           | \$24,321.26        | \$0.00             |                     |                     |               |
| <b>Project Total</b> |                       |                             |                                 |                            |                      |                                       |               |                       |                    | <b>\$92,031.32</b> | <b>\$92,031.32</b>  | <b>\$0.00</b>       |               |
| 12                   | Project Total         | 859                         | Richland Infill/523 Sanford Ave | Completed                  |                      |                                       | HOME          | \$183,617.04          | \$183,617.04       | \$0.00             |                     |                     |               |
|                      |                       | 783                         | Kennewick DPA/R                 | Completed                  |                      |                                       | HOME          | \$14,116.34           | \$14,116.34        | \$0.00             |                     |                     |               |
|                      |                       | 787                         | Kennewick DPA/H                 | Completed                  |                      |                                       | HOME          | \$10,139.61           | \$10,139.61        | \$0.00             |                     |                     |               |
|                      |                       | 794                         | Kennewick DPA/D                 | Completed                  |                      |                                       | HOME          | \$12,870.65           | \$12,870.65        | \$0.00             |                     |                     |               |
|                      |                       | 801                         | Kennewick DPA/Zuber             | Completed                  | HOME                 | \$14,523.31                           | \$14,523.31   | \$0.00                |                    |                    |                     |                     |               |
|                      |                       | 824                         | Kennewick DPA/M                 | Completed                  | HOME                 | \$9,289.17                            | \$9,289.17    | \$0.00                |                    |                    |                     |                     |               |
|                      |                       | 826                         | Kennewick DPA/A & A             | Completed                  | HOME                 | \$9,433.76                            | \$9,433.76    | \$0.00                |                    |                    |                     |                     |               |
|                      |                       | 827                         | Kennewick DPA/R                 | Completed                  | HOME                 | \$9,530.28                            | \$9,530.28    | \$0.00                |                    |                    |                     |                     |               |
|                      |                       | 828                         | Kennewick DPA/D                 | Completed                  | HOME                 | \$9,325.38                            | \$9,325.38    | \$0.00                |                    |                    |                     |                     |               |
|                      |                       | 830                         | Kennewick DPA/W                 | Completed                  | HOME                 | \$14,241.05                           | \$14,241.05   | \$0.00                |                    |                    |                     |                     |               |
|                      |                       | 831                         | Kennewick DPA/B                 | Completed                  | HOME                 | \$9,304.11                            | \$9,304.11    | \$0.00                |                    |                    |                     |                     |               |
|                      |                       | 832                         | Kennewick DPA/L                 | Completed                  | HOME                 | \$9,253.45                            | \$9,253.45    | \$0.00                |                    |                    |                     |                     |               |
|                      |                       | 833                         | Kennewick DPA/M                 | Completed                  | HOME                 | \$9,319.33                            | \$9,319.33    | \$0.00                |                    |                    |                     |                     |               |
| 834                  | Kennewick DPA/S       | Completed                   | HOME                            | \$9,108.53                 | \$9,108.53           | \$0.00                                |               |                       |                    |                    |                     |                     |               |
| 835                  | Kennewick DPA/L       | Completed                   | HOME                            | \$9,000.00                 | \$9,000.00           | \$0.00                                |               |                       |                    |                    |                     |                     |               |
| 836                  | Kennewick DPA/M & R   | Completed                   | HOME                            | \$9,000.00                 | \$9,000.00           | \$0.00                                |               |                       |                    |                    |                     |                     |               |
| 845                  | Kennewick DPA/G       | Completed                   | HOME                            | \$13,892.78                | \$13,892.78          | \$0.00                                |               |                       |                    |                    |                     |                     |               |
| 846                  | Kennewick DPA/O & H   | Completed                   | HOME                            | \$11,482.89                | \$11,482.89          | \$0.00                                |               |                       |                    |                    |                     |                     |               |

U.S. Department of Housing and Urban Development  
 Office of Community Planning and Information System  
 Integrated Disbursement and Information System  
 List of Activities By Program Year And Project  
 RICHLAND, WA

DATE: 02-22-24  
 TIME: 16:07  
 PAGE: 32

| Plan Year | IDIS Project                       | Project                                     | IDIS Activity ID | Activity Name                    | Activity Status                     | Program | Funded Amount      | Draw Amount    | Balance |
|-----------|------------------------------------|---|------------------|----------------------------------|-------------------------------------|---------|--------------------|----------------|---------|
| 2011      | 13                                 | Kennewick DPA                               | 847              | Kennewick DPAV                   | Completed                           | HOME    | \$14,246.60        | \$14,246.60    | \$0.00  |
|           |                                    |   | 851              | Kennewick DPAC                   | Completed                           | HOME    | \$14,162.12        | \$14,162.12    | \$0.00  |
|           |                                    |   | 852              | Kennewick DPALLeavitt            | Completed                           | HOME    | \$12,711.52        | \$12,711.52    | \$0.00  |
|           |                                    |   | 853              | Kennewick DPAL                   | Completed                           | HOME    | \$14,162.09        | \$14,162.09    | \$0.00  |
|           |                                    |   | 854              | Kennewick DPAC                   | Completed                           | HOME    | \$10,323.50        | \$10,323.50    | \$0.00  |
|           |                                    |   | 855              | Kennewick DPAS                   | Completed                           | HOME    | \$10,471.94        | \$10,471.94    | \$0.00  |
|           |                                    |   | 856              | Kennewick DPAW                   | Completed                           | HOME    | \$14,360.05        | \$14,360.05    | \$0.00  |
|           |                                    |   | 857              | Kennewick DPAL                   | Cancelled                           | HOME    | \$0.00             | \$0.00         | \$0.00  |
|           |                                    |   | 870              | Kennewick DPAA                   | Completed                           | HOME    | \$10,199.90        | \$10,199.90    | \$0.00  |
|           |                                    |   | 871              | Kennewick DPAW                   | Completed                           | HOME    | \$11,275.13        | \$11,275.13    | \$0.00  |
|           |                                    |   | 821              | Columbia Playfield               | Completed                           | CDBG    | \$304,743.49       | \$304,743.49   | \$0.00  |
|           |                                    |   | 821              | Columbia Playfield               | Completed                           | CDBG    | \$53,717.23        | \$53,717.23    | \$0.00  |
|           |                                    |   | 2012             | 15                               | Project Total<br>Columbia Playfield | 821     | Columbia Playfield | Completed      | CDBG    |
| 789       | Richland HOME Admin                | Completed                                   |                  |                                  |                                     | HOME    | \$53,717.23        | \$53,717.23    | \$0.00  |
| 790       | Kennewick HOME Admin               | Cancelled                                   |                  |                                  |                                     | HOME    | \$81,639.70        | \$81,639.70    | \$0.00  |
| 807       | Pasco HOME Admin                   | Completed                                   |                  |                                  |                                     | HOME    | \$0.00             | \$0.00         | \$0.00  |
| 815       | Richland HOME Program Admin (2011) | Cancelled                                   |                  |                                  |                                     | HOME    | \$21,293.44        | \$21,293.44    | \$0.00  |
| 2012      | 18                                 | Project Total<br>Goethals Park Improvements | 866              | Goethals Park                    | Completed                           | CDBG    | \$102,933.14       | \$102,933.14   | \$0.00  |
|           |                                    |   | 866              | Goethals Park                    | Completed                           | CDBG    | \$24,361.76        | \$24,361.76    | \$0.00  |
|           |                                    |   | 866              | Goethals Park                    | Completed                           | CDBG    | \$24,361.76        | \$24,361.76    | \$0.00  |
|           |                                    |   | 899              | 2011 Kennewick CHDO/Habitat      | Completed                           | HOME    | \$90,294.00        | \$90,294.00    | \$0.00  |
|           |                                    |   | 899              | 2011 Kennewick CHDO/Habitat      | Completed                           | HOME    | \$90,294.00        | \$90,294.00    | \$0.00  |
| 2012      | 19                                 | Project Total<br>2011 CHDO/Habitat          | 866              | Goethals Park                    | Completed                           | CDBG    | \$102,933.14       | \$102,933.14   | \$0.00  |
|           |                                    |   | 866              | Goethals Park                    | Completed                           | CDBG    | \$24,361.76        | \$24,361.76    | \$0.00  |
|           |                                    |   | 866              | Goethals Park                    | Completed                           | CDBG    | \$24,361.76        | \$24,361.76    | \$0.00  |
|           |                                    |   | 899              | 2011 Kennewick CHDO/Habitat      | Completed                           | HOME    | \$90,294.00        | \$90,294.00    | \$0.00  |
|           |                                    |   | 899              | 2011 Kennewick CHDO/Habitat      | Completed                           | HOME    | \$90,294.00        | \$90,294.00    | \$0.00  |
|           |                                    |   | 899              | 2011 Kennewick CHDO/Habitat      | Completed                           | HOME    | \$90,294.00        | \$90,294.00    | \$0.00  |
|           |                                    |   | 899              | 2011 Kennewick CHDO/Habitat      | Completed                           | HOME    | \$90,294.00        | \$90,294.00    | \$0.00  |
|           |                                    |   | 899              | 2011 Kennewick CHDO/Habitat      | Completed                           | HOME    | \$90,294.00        | \$90,294.00    | \$0.00  |
|           |                                    |   | 899              | 2011 Kennewick CHDO/Habitat      | Completed                           | HOME    | \$90,294.00        | \$90,294.00    | \$0.00  |
|           |                                    |   | 899              | 2011 Kennewick CHDO/Habitat      | Completed                           | HOME    | \$90,294.00        | \$90,294.00    | \$0.00  |
| 2012      | 2011 Total                         | Project Total<br>CDBG Admin                 | 861              | CDBG Admin 2012                  | Completed                           | CDBG    | \$1,447,719.92     | \$1,447,719.92 | \$0.00  |
|           |                                    |   | 861              | CDBG Admin 2012                  | Completed                           | CDBG    | \$1,447,719.92     | \$1,447,719.92 | \$0.00  |
|           |                                    |   | 898              | B/F COG Admin 2012               | Completed                           | CDBG    | \$44,043.00        | \$44,043.00    | \$0.00  |
|           |                                    |   | 862              | ARC of Tri Cities 2012           | Completed                           | CDBG    | \$1,468.02         | \$1,468.02     | \$0.00  |
|           |                                    |   | 862              | ARC of Tri Cities 2012           | Completed                           | CDBG    | \$45,511.02        | \$45,511.02    | \$0.00  |
|           |                                    |   | 862              | ARC of Tri Cities 2012           | Completed                           | CDBG    | \$10,400.00        | \$10,400.00    | \$0.00  |
|           |                                    |   | 863              | B/F CAC Homeless Prevention 2012 | Completed                           | CDBG    | \$10,400.00        | \$10,400.00    | \$0.00  |
|           |                                    |   | 863              | B/F CAC Homeless Prevention 2012 | Completed                           | CDBG    | \$4,943.00         | \$4,943.00     | \$0.00  |
|           |                                    |   | 864              | Richland DPA Program 2012        | Completed                           | CDBG    | \$119,115.75       | \$119,115.75   | \$0.00  |
|           |                                    |   | 864              | Richland DPA Program 2012        | Completed                           | CDBG    | \$119,115.75       | \$119,115.75   | \$0.00  |
| 2012      | 5                                  | Project Total<br>Richland Rehab Program     | 890              | Richland RehabW                  | Completed                           | CDBG    | \$9,721.58         | \$9,721.58     | \$0.00  |
|           |                                    |   | 890              | Richland RehabW                  | Completed                           | CDBG    | \$9,721.58         | \$9,721.58     | \$0.00  |
|           |                                    |   | 890              | Richland RehabW                  | Completed                           | CDBG    | \$9,721.58         | \$9,721.58     | \$0.00  |
| 2012      | 6                                  | Project Total<br>HOME Admin                 | 867              | Richland HOME Admin 2012         | Completed                           | HOME    | \$70,070.09        | \$70,070.09    | \$0.00  |
|           |                                    |   | 867              | Richland HOME Admin 2012         | Completed                           | HOME    | \$70,070.09        | \$70,070.09    | \$0.00  |
|           |                                    |   | 868              | Pasco HOME Admin                 | Completed                           | HOME    | \$5,207.00         | \$5,207.00     | \$0.00  |

U.S. Department of Housing and Urban Development  
 Office of Community Planning and Information System  
 Integrated Disbursement and Information System  
 List of Activities By Program Year And Project  
 RICHLAND,WA

| Plan Year     | IDIS Project | Project                                  | IDIS Activity ID | Activity Name                                | Activity Status | Program    | Funded Amount | Draw Amount  | Balance     |             |        |
|---------------|--------------|--|------------------|--|-----------------|------------|---------------|--------------|-------------|-------------|--------|
| 2012          | 6            | HOME Admin                               | 889              | Kennewick HOME Admin 2012                    | Completed       | HOME       | \$8,041.24    | \$8,041.24   | \$0.00      |             |        |
|               |              | Project Total                            |                  |  |                 |            |               | \$83,318.33  | \$83,318.33 | \$0.00      |        |
|               |              | Richland Infill Homeownership Program    | 880              | Richland Infill/520 Jordan Ln                | Completed       | HOME       | \$24,364.20   | \$24,364.20  | \$0.00      |             |        |
|               |              |  | 881              | Richland Infill/1559 Purple Sage St          | Completed       | HOME       | \$24,804.27   | \$24,804.27  | \$0.00      |             |        |
|               |              |  | 957              | Richland DPA/104 Cottonwood Dr.              | Cancelled       | HOME       | \$0.00        | \$0.00       | \$0.00      |             |        |
|               |              | Project Total                            |                  |  |                 |            |               | \$49,168.47  | \$49,168.47 | \$0.00      |        |
|               |              | Kennewick First Time Homebuyer Program   | 875              | Kennewick DPAM                               | Completed       | HOME       | \$9,305.72    | \$9,305.72   | \$0.00      |             |        |
|               |              |  | 876              | Kennewick DPAK                               | Completed       | HOME       | \$6,744.55    | \$6,744.55   | \$0.00      |             |        |
|               |              |  | 877              | Kennewick DPAV & S                           | Completed       | HOME       | \$6,735.26    | \$6,735.26   | \$0.00      |             |        |
|               |              |  | 878              | Kennewick DPA/H                              | Completed       | HOME       | \$9,000.00    | \$9,000.00   | \$0.00      |             |        |
|               |              |  | 879              | Kennewick DPA/G & S                          | Completed       | HOME       | \$9,312.02    | \$9,312.02   | \$0.00      |             |        |
|               | 883          | Kennewick DPA/S                          | Completed        | HOME   | \$9,651.03      | \$9,651.03 | \$0.00        |              |             |             |        |
|               | 884          | Kennewick DPA/R & L                      | Completed        | HOME   | \$9,728.34      | \$9,728.34 | \$0.00        |              |             |             |        |
|               | 885          | Kennewick DPAM                           | Completed        | HOME   | \$9,612.83      | \$9,612.83 | \$0.00        |              |             |             |        |
|               | 886          | Kennewick DPA/S                          | Completed        | HOME   | \$7,518.47      | \$7,518.47 | \$0.00        |              |             |             |        |
|               | 887          | Kennewick DPA/R & Z                      | Completed        | HOME   | \$6,698.07      | \$6,698.07 | \$0.00        |              |             |             |        |
|               | 893          | Kennewick DPA/3812 W 19th Ct             | Completed        | HOME   | \$9,000.00      | \$9,000.00 | \$0.00        |              |             |             |        |
|               | 894          | Kennewick DPA/704 N Tweed St             | Completed        | HOME   | \$9,000.00      | \$9,000.00 | \$0.00        |              |             |             |        |
|               | 895          | Kennewick DPA/4007 S Mayfield St         | Completed        | HOME   | \$9,000.00      | \$9,000.00 | \$0.00        |              |             |             |        |
|               | 897          | Kennewick DPA/1221 W 1st                 | Completed        | HOME   | \$9,527.59      | \$9,527.59 | \$0.00        |              |             |             |        |
| Project Total |              |  |                  |  |                 |            | \$120,833.88  | \$120,833.88 | \$0.00      |             |        |
| 2013          | 10           | Project Total                            |                  |  |                 |            |               | \$5,642.46   | \$5,642.46  | \$0.00      |        |
|               |              | Pasco Homebuyer Program                  | 937              | Pasco DPA/3819 Millgro Drive                 | Completed       | HOME       | \$5,855.01    | \$5,855.01   | \$0.00      |             |        |
|               |              |  | 938              | Pasco DPA/1618 W. Carlmeil                   | Completed       | HOME       | \$5,693.07    | \$5,693.07   | \$0.00      |             |        |
|               |              |  | 939              | Pasco DPA/609 Pradera Ct.                    | Completed       | HOME       | \$5,592.88    | \$5,592.88   | \$0.00      |             |        |
|               |              |  | 940              | Pasco DPA/2120 N 17th Ave                    | Completed       | HOME       | \$2,014.35    | \$2,014.35   | \$0.00      |             |        |
|               |              |  | 941              | Pasco DPA/1503 N. 18th                       | Completed       | HOME       | \$5,470.40    | \$5,470.40   | \$0.00      |             |        |
|               |              |  | 942              | Pasco DPA/5308 Kourfax Ln                    | Completed       | HOME       | \$5,343.98    | \$5,343.98   | \$0.00      |             |        |
|               |              |  | 943              | Pasco DPA/1617 W. Marie                      | Completed       | HOME       | \$5,519.01    | \$5,519.01   | \$0.00      |             |        |
|               |              |  | 944              | Pasco DPA/3915 Estrella                      | Completed       | HOME       | \$41,131.16   | \$41,131.16  | \$0.00      |             |        |
|               |              | Project Total                            |                  |  |                 |            |               |              | \$67,659.00 | \$67,659.00 | \$0.00 |
|               |              | Kennewick CHDO 2012/Habitat for Humanity | 882              | 2012 Kennewick CHDO/Habitat/5th & Jean       | Completed       | HOME       | \$67,659.00   | \$67,659.00  | \$0.00      |             |        |
| Project Total |              |  |                  |  |                 |            | \$189,691.35  | \$189,691.35 | \$0.00      |             |        |
| Program Total |              |  |                  |  |                 |            | \$362,110.84  | \$362,110.84 | \$0.00      |             |        |
| 2012 Total    |              |  |                  |  |                 |            | \$551,802.19  | \$551,802.19 | \$0.00      |             |        |
| 2013          | 1            | Planning and Administration              | 900              | Administration                               | Completed       | CDBG       | \$68,649.17   | \$68,649.17  | \$0.00      |             |        |
|               |              | Project Total                            | 920              | Benton Franklin Council of Governments Admin | Cancelled       | CDBG       | \$0.00        | \$0.00       | \$0.00      |             |        |
| 2013          | 1            | Project Total                            |                  |  |                 |            | \$68,649.17   | \$68,649.17  | \$0.00      |             |        |

U.S. Department of Housing and Urban Development  
 Office of Community Planning and Information System  
 Integrated Disbursement and Information System  
 List of Activities By Program Year And Project  
 RICHLAND,WA

DATE: 02-22-24  
 TIME: 16:07  
 PAGE: 34

| Plan Year | IDIS Project  | Project                | IDIS Activity ID   | Activity Name                         | Activity Status | Program                  | Funded Amount            | Draw Amount      | Balance |
|-----------|---------------|------------------------|--|---------------------------------------|-----------------|--------------------------|--------------------------|------------------|---------|
| 2013      | 2             | Public Service         | 901  | Elijah Family Homes                   | Completed       | CDBG                     | \$11,968.00              | \$11,968.00      | \$0.00  |
|           |               |                        | 904  | Meals on Wheels                       | Completed       | CDBG                     | \$7,000.00               | \$7,000.00       | \$0.00  |
|           | 3             | Public Facilities      | 905  | ADA Sidewalk Installation             | Completed       | CDBG                     | \$18,968.00              | \$18,968.00      | \$0.00  |
|           |               |                        | 906  | Meals on Wheels Commercial Kitchen    | Cancelled       | CDBG                     | \$35,000.00              | \$35,000.00      | \$0.00  |
|           | 4             | Rehabilitation Program | 903  | Owner Occupied Rehabilitation program | Cancelled       | CDBG                     | \$35,000.00              | \$35,000.00      | \$0.00  |
|           |               |                        | 909  | OO/404 Robert                         | Completed       | CDBG                     | \$0.00                   | \$0.00           | \$0.00  |
|           | 5             | Project Total          | 913  | OO/802 Snow Ave.                      | Completed       | CDBG                     | \$11,647.43              | \$11,647.43      | \$0.00  |
|           |               |                        | 914  | OO/1327 Totlen Ave.                   | Completed       | CDBG                     | \$14,081.27              | \$14,081.27      | \$0.00  |
|           |               |                        | 902  | DPA/1011 Willard                      | Completed       | CDBG                     | \$8,852.28               | \$8,852.28       | \$0.00  |
|           |               |                        | 907  | DPA/2401 Dupontail St.                | Completed       | CDBG                     | \$34,580.98              | \$34,580.98      | \$0.00  |
| 908       |               |                        | DPA/212 Goethals   | Completed                             | CDBG            | \$965.69                 | \$965.69                 | \$0.00           |         |
| 910       |               |                        | DPA/315 Abbot  | Completed                             | CDBG            | \$9,414.40               | \$9,414.40               | \$0.00           |         |
| 911       |               |                        | DPA/626 Snow Ave.  | Completed                             | CDBG            | \$9,000.00               | \$9,000.00               | \$0.00           |         |
| 912       |               |                        | DPA/912 Snow Ave.  | Completed                             | CDBG            | \$6,555.35               | \$6,555.35               | \$0.00           |         |
| 915       |               |                        | DPA/2302 Concord St.   | Cancelled                             | CDBG            | \$9,141.90               | \$9,141.90               | \$0.00           |         |
| 916       |               |                        | DPA/119 Potter Ave   | Cancelled                             | CDBG            | \$9,000.00               | \$9,000.00               | \$0.00           |         |
| 6         | Project Total | 917                    | DPA/2302 Concord St.   | Completed                             | CDBG            | \$0.00                   | \$0.00                   | \$0.00           |         |
|           |               | 918                    | DPA/2410 Richmond Blvd.  | Completed                             | CDBG            | \$9,179.99               | \$9,179.99               | \$0.00           |         |
|           |               | 946                    | DPA/381 Cottonwood Dr.   | Completed                             | CDBG            | \$4,079.99               | \$4,079.99               | \$0.00           |         |
|           |               | 947                    | DPA/96 Goethals Dr.  | Completed                             | CDBG            | \$9,179.99               | \$9,179.99               | \$0.00           |         |
|           |               | 948                    | DPA/2408 Boulder St.   | Completed                             | CDBG            | \$8,440.83               | \$8,440.83               | \$0.00           |         |
|           |               | 921                    | Benton Franklin COG Admin 2013   | Completed                             | CDBG            | \$9,732.38               | \$9,732.38               | \$0.00           |         |
|           |               | 921                    | Benton Franklin COG Admin 2013   | Completed                             | CDBG            | \$9,640.83               | \$9,640.83               | \$0.00           |         |
|           |               | 921                    | Benton Franklin Council of Governments (BFCOG) Admin 2013                | Completed                             | CDBG            | \$94,331.35              | \$94,331.35              | \$0.00           |         |
|           |               | 922                    | Richland HOME Admin 2013   | Completed                             | HOME            | \$1,493.65               | \$1,493.65               | \$0.00           |         |
|           |               | 922                    | Richland HOME Admin 2013   | Completed                             | HOME            | \$1,493.65               | \$1,493.65               | \$0.00           |         |
| 9         | Project Total | 922                    | Richland HOME Admin 2013   | Completed                             | HOME            | \$1,493.65               | \$1,493.65               | \$0.00           |         |
|           |               | 923                    | Richland Infill/1113 Acacia Ave.   | Completed                             | HOME            | \$90,170.66              | \$90,170.66              | \$0.00           |         |
|           |               | 924                    | Richland Infill/1117 Cottonwood Dr.                                      | Completed                             | HOME            | \$24,530.83              | \$24,530.83              | \$0.00           |         |
|           |               | 925                    | Richland Infill/2545 Jason Loop  | Completed                             | HOME            | \$24,760.85              | \$24,760.85              | \$0.00           |         |
| 10        | Project Total | 923                    | Richland Infill/1113 Acacia Ave.   | Completed                             | HOME            | \$24,530.83              | \$24,530.83              | \$0.00           |         |
|           |               | 924                    | Richland Infill/1117 Cottonwood Dr.                                      | Completed                             | HOME            | \$24,760.85              | \$24,760.85              | \$0.00           |         |
|           |               | 925                    | Richland Infill/2545 Jason Loop  | Completed                             | HOME            | \$24,554.52              | \$24,554.52              | \$0.00           |         |
|           |               | 926                    | Richland Infill/2545 Jason Loop  | Completed                             | HOME            | \$73,846.20              | \$73,846.20              | \$0.00           |         |
| 11        | Project Total | 926                    | Richland Infill/2545 Jason Loop  | Completed                             | HOME            | \$73,846.20              | \$73,846.20              | \$0.00           |         |
|           |               | 927                    | Kennewick DPA/2426 S. Dennis St.   | Completed                             | HOME            | \$5,192.78               | \$5,192.78               | \$0.00           |         |
|           |               | 928                    | Kennewick DPA/835 S. Elm St.   | Completed                             | HOME            | \$9,281.49               | \$9,281.49               | \$0.00           |         |
|           |               | 929                    | Kennewick DPA/1515 S. Vancouver St.<br>Kennewick DPA/2004 S. Olympia St. | Completed                             | HOME            | \$7,428.90<br>\$7,370.12 | \$7,428.90<br>\$7,370.12 | \$0.00<br>\$0.00 |         |

U.S. Department of Housing and Urban Development  
 Office of Community Planning and Development  
 Integrated Disbursement and Information System  
 List of Activities By Program Year And Project  
 RICHLAND,WA

DATE: 02-22-24  
 TIME: 16:07  
 PAGE: 35

| Plan Year                                       | IDIS Project                | Project                                | IDIS Activity ID                          | Activity Name  | Activity Status                    | Program | Funded Amount             | Draw Amount | Balance               |                       |               |
|---|-----------------------------|--|---|--|------------------------------------|---------|---------------------------|-------------|-----------------------|-----------------------|---------------|
| 2013  | 11                          | Kennewick First Time Homebuyer Program | 930                                       | Kennewick DPA/3800 W. 19th Ave.                            | Completed                          | HOME    | \$9,333.06                | \$9,333.06  | \$0.00                |                       |               |
|   |                             |  | 931                                       | Kennewick DPA/422 S. Fir St.                               | Completed                          | HOME    | \$6,483.14                | \$6,483.14  | \$0.00                |                       |               |
|   |                             |  | 932                                       | Kennewick DPA/3214 W. Metaline Pl                          | Completed                          | HOME    | \$7,192.87                | \$7,192.87  | \$0.00                |                       |               |
|   |                             |  | 933                                       | Kennewick DPA/111 W. 19th Ave.                             | Completed                          | HOME    | \$7,571.35                | \$7,571.35  | \$0.00                |                       |               |
|   |                             |  | 934                                       | Kennewick DPA/6412 W. 1st Ave.                             | Completed                          | HOME    | \$9,376.15                | \$9,376.15  | \$0.00                |                       |               |
|   |                             |  | 935                                       | Kennewick DPA/1221 W. 1st Ave                              | Canceled                           | HOME    | \$0.00                    | \$0.00      | \$0.00                |                       |               |
|   |                             |  | <b>Project Total</b>                      |  |                                    |         |                           |             | <b>\$69,249.86</b>    | <b>\$69,249.86</b>    | <b>\$0.00</b> |
|   |                             |  | <b>Pasco First Time Homebuyer Program</b> |  |                                    |         |                           |             | <b>\$5,472.87</b>     | <b>\$5,472.87</b>     | <b>\$0.00</b> |
|   |                             |  | <b>Project Total</b>                      |  |                                    |         |                           |             | <b>\$5,344.53</b>     | <b>\$5,344.53</b>     | <b>\$0.00</b> |
|   |                             |  | <b>Project Total</b>                      |  |                                    |         |                           |             | <b>\$5,639.54</b>     | <b>\$5,639.54</b>     | <b>\$0.00</b> |
|   |                             |  | 2014                                      | 12   | Pasco First Time Homebuyer Program | 949     | Pasco DPA/4711 Kalahan Dr | Completed   | HOME                  | \$5,472.87            | \$5,472.87    |
| 950   | Pasco DPA/908 N Owen Ave    | Completed                              |   |  |                                    | HOME    | \$5,344.53                | \$5,344.53  | \$0.00                |                       |               |
| 951   | Pasco DPA/728 W. Jay St.    | Completed                              |   |  |                                    | HOME    | \$5,639.54                | \$5,639.54  | \$0.00                |                       |               |
| 952   | Pasco DPA/1539 W. Pearl St. | Completed                              |   |  |                                    | HOME    | \$5,654.99                | \$5,654.99  | \$0.00                |                       |               |
| <b>Project Total</b>                            |                             |  |   |  |                                    |         |                           |             | <b>\$22,111.93</b>    | <b>\$22,111.93</b>    | <b>\$0.00</b> |
| <b>Tri County Partners Habitat for Humanity</b> |                             |  |   |  |                                    |         |                           |             | <b>\$518,354.98</b>   | <b>\$518,354.98</b>   | <b>\$0.00</b> |
| <b>Project Total</b>                            |                             |  |   |  |                                    |         |                           |             | <b>\$518,354.98</b>   | <b>\$518,354.98</b>   | <b>\$0.00</b> |
| <b>Program Total</b>                            |                             |  |   |  |                                    |         |                           |             | <b>\$253,023.15</b>   | <b>\$253,023.15</b>   | <b>\$0.00</b> |
| <b>Program Total</b>                            |                             |  |   |  |                                    |         |                           |             | <b>\$773,733.63</b>   | <b>\$773,733.63</b>   | <b>\$0.00</b> |
| <b>Program Total</b>                            |                             |  |   |  |                                    |         |                           |             | <b>\$1,026,756.78</b> | <b>\$1,026,756.78</b> | <b>\$0.00</b> |
| 2013 Total                                      | 1                           | Planning and Administration            |   |  |                                    | 1034    | B/F COG Admin 2014        | Completed   | CDBG                  | \$56,229.63           | \$56,229.63   |
|   |                             |  | 990                                       | Administration   | Completed                          | CDBG    | \$1,808.57                | \$1,808.57  | \$0.00                |                       |               |
|   |                             |  | 959                                       | Arc of TC/Therapeutic Recreation Partners and Pals Program | Completed                          | CDBG    | \$5,100.00                | \$5,100.00  | \$0.00                |                       |               |
|   |                             |  | 960                                       | Meals on Wheels  | Completed                          | CDBG    | \$7,000.00                | \$7,000.00  | \$0.00                |                       |               |
|   |                             |  | 961                                       | Elijah Family Homes  | Completed                          | CDBG    | \$14,040.00               | \$14,040.00 | \$0.00                |                       |               |
|   |                             |  | <b>Project Total</b>                      |  |                                    |         |                           |             | <b>\$26,140.00</b>    | <b>\$26,140.00</b>    | <b>\$0.00</b> |
|   |                             |  | <b>Public Facilities</b>                  |  |                                    |         |                           |             | <b>\$71,446.06</b>    | <b>\$71,446.06</b>    | <b>\$0.00</b> |
|   |                             |  | <b>Project Total</b>                      |  |                                    |         |                           |             | <b>\$60,104.42</b>    | <b>\$60,104.42</b>    | <b>\$0.00</b> |
|   |                             |  | <b>Public Facilities</b>                  |  |                                    |         |                           |             | <b>\$13,000.00</b>    | <b>\$13,000.00</b>    | <b>\$0.00</b> |
|   |                             |  | <b>Project Total</b>                      |  |                                    |         |                           |             | <b>\$144,550.48</b>   | <b>\$144,550.48</b>   | <b>\$0.00</b> |
|   |                             |  | 2014                                      | 2  | Project Total                      | 1023    | 402 Sanford               | Completed   | CDBG                  | \$24,053.71           | \$24,053.71   |
| 1002  | Admin and Planning          | Canceled                               |   |  |                                    | HOME    | \$0.00                    | \$0.00      | \$0.00                |                       |               |
| 1003  | Admin and Planning          | Completed                              |   |  |                                    | HOME    | \$46,546.10               | \$46,546.10 | \$0.00                |                       |               |
| <b>Project Total</b>                            |                             |  |   |  |                                    |         |                           |             | <b>\$24,053.71</b>    | <b>\$24,053.71</b>    | <b>\$0.00</b> |
| <b>Rehabilitation Program</b>                   |                             |  |   |  |                                    |         |                           |             | <b>\$0.00</b>         | <b>\$0.00</b>         | <b>\$0.00</b> |
| <b>Project Total</b>                            |                             |  |   |  |                                    |         |                           |             | <b>\$46,546.10</b>    | <b>\$46,546.10</b>    | <b>\$0.00</b> |
| <b>HOME Admin</b>                               |                             |  |   |  |                                    |         |                           |             | <b>\$10,769.95</b>    | <b>\$10,769.95</b>    | <b>\$0.00</b> |
| <b>Project Total</b>                            |                             |  |   |  |                                    |         |                           |             | <b>\$10,161.42</b>    | <b>\$10,161.42</b>    | <b>\$0.00</b> |
| <b>Richland First Time Homebuyer Program</b>    |                             |  |   |  |                                    |         |                           |             | <b>\$10,349.24</b>    | <b>\$10,349.24</b>    | <b>\$0.00</b> |
| <b>Project Total</b>                            |                             |  |   |  |                                    |         |                           |             | <b>\$10,441.41</b>    | <b>\$10,441.41</b>    | <b>\$0.00</b> |

U.S. Department of Housing and Urban Development  
 Office of Community Planning and Information System  
 Integrated Disbursement and Information System  
 List of Activities By Program Year And Project  
 RICHLAND,WA

DATE: 02-22-24  
 TIME: 16:07  
 PAGE: 36

| Plan Year | IDIS Project | Project                                | IDIS Activity ID | Activity Name                     | Activity Status | Program | Funded Amount       | Draw Amount         | Balance       |
|-----------|--------------|--|------------------|-----------------------------------|-----------------|---------|---------------------|---------------------|---------------|
| 2014      | 8            | Richland First Time Homebuyer Program  | 981              | R DPA/1525 Larkspur Dr.           | Completed       | HOME    | \$10,678.18         | \$10,678.18         | \$0.00        |
|           |              |  | 991              | R DPA/101 W. Bartlett Rd.         | Completed       | HOME    | \$10,401.41         | \$10,401.41         | \$0.00        |
|           |              |  | 1004             | R DPA/1205 Acacia Ave.            | Completed       | HOME    | \$7,188.43          | \$7,188.43          | \$0.00        |
|           |              |  | 1005             | R DPA/1609 Perkins Ave.           | Completed       | HOME    | \$10,570.23         | \$10,570.23         | \$0.00        |
|           |              |  | 1024             | R DPA/1713 Gray St.               | Completed       | HOME    | \$10,508.43         | \$10,508.43         | \$0.00        |
|           |              |  | 1025             | R DPA/1713 Gray St.               | Cancelled       | HOME    | \$0.00              | \$0.00              | \$0.00        |
|           |              |  | 1027             | R DPA/1928 Hoxie Ave.             | Completed       | HOME    | \$10,555.88         | \$10,555.88         | \$0.00        |
|           |              | <b>Project Total</b>                   |                  |                                   |                 |         | <b>\$101,624.58</b> | <b>\$101,624.58</b> | <b>\$0.00</b> |
|           | 9            | Kennewick First Time Homebuyer Program | 936              | Kennewick DPA/1800 S. Olympia     | Completed       | HOME    | \$8,184.24          | \$8,184.24          | \$0.00        |
|           |              |  | 953              | Kennewick DPA/330 N. Zillah St.   | Completed       | HOME    | \$10,406.82         | \$10,406.82         | \$0.00        |
|           |              |  | 955              | Kennewick DPA/3921 W. 3rd. Ave.   | Cancelled       | HOME    | \$0.00              | \$0.00              | \$0.00        |
|           |              |  | 956              | Kennewick DPA/701 S. Hawthorne Pl | Completed       | HOME    | \$7,809.45          | \$7,809.45          | \$0.00        |
|           |              |  | 958              | Kennewick DPA/706 Garfield        | Completed       | HOME    | \$4,081.04          | \$4,081.04          | \$0.00        |
|           |              |  | 964              | Kenn DPA/518 S. Zilla             | Completed       | HOME    | \$7,875.62          | \$7,875.62          | \$0.00        |
|           |              |  | 965              | Kenn DPA/612 S. Garfield St.      | Completed       | HOME    | \$9,872.89          | \$9,872.89          | \$0.00        |
|           |              |  | 966              | Kenn DPA/26 N. Lyte Street        | Completed       | HOME    | \$10,456.37         | \$10,456.37         | \$0.00        |
|           |              |  | 967              | Kenn DPA/415 S. Texas St.         | Completed       | HOME    | \$10,575.10         | \$10,575.10         | \$0.00        |
|           |              |  | 982              | K DPA/6511 W. Kennewick Ct        | Completed       | HOME    | \$4,486.08          | \$4,486.08          | \$0.00        |
|           |              |  | 983              | K DPA/3921 W. 3rd Ave.            | Completed       | HOME    | \$10,463.27         | \$10,463.27         | \$0.00        |
|           |              |  | 984              | K DPA/800 W. 17th Ave.            | Completed       | HOME    | \$10,259.57         | \$10,259.57         | \$0.00        |
|           |              |  | 985              | K DPA/629 S. Perry Ct.            | Completed       | HOME    | \$8,366.89          | \$8,366.89          | \$0.00        |
|           |              |  | 986              | K DPA/4125 W. Metairie Ave.       | Completed       | HOME    | \$10,348.78         | \$10,348.78         | \$0.00        |
|           |              |  | 987              | K DPA/508 W. 11th Ave.            | Completed       | HOME    | \$10,369.39         | \$10,369.39         | \$0.00        |
|           |              |  | 988              | K DPA/1218 W. 1st Ave.            | Completed       | HOME    | \$10,511.97         | \$10,511.97         | \$0.00        |
|           |              |  | 992              | K DPA/313 S. Zinser St.           | Completed       | HOME    | \$10,629.67         | \$10,629.67         | \$0.00        |
|           |              |  | 993              | K DPA/511 S. Texas                | Completed       | HOME    | \$10,339.07         | \$10,339.07         | \$0.00        |
|           |              |  | 994              | K DPA/2409 W. 6th Ave.            | Completed       | HOME    | \$6,590.78          | \$6,590.78          | \$0.00        |
|           |              |  | 995              | K DPA/523 S. Texas St.            | Completed       | HOME    | \$10,529.42         | \$10,529.42         | \$0.00        |
|           |              |  | 1006             | K DPA/400 S. Morain St., Unit 8   | Completed       | HOME    | \$10,590.60         | \$10,590.60         | \$0.00        |
|           |              |  | 1007             | K DPA/205 E. 1st Place            | Completed       | HOME    | \$10,542.64         | \$10,542.64         | \$0.00        |
|           |              |  | 1008             | K DPA/2601 W. 4th Ave.            | Completed       | HOME    | \$10,535.15         | \$10,535.15         | \$0.00        |
|           |              |  | 1009             | K DPA/425 W. 11th Ave.            | Completed       | HOME    | \$10,506.37         | \$10,506.37         | \$0.00        |
|           |              |  | 1010             | K DPA/1022 W. Brunau Pl.          | Completed       | HOME    | \$10,564.50         | \$10,564.50         | \$0.00        |
|           |              |  | 1011             | K DPA/501 N. Quebec St.           | Completed       | HOME    | \$10,745.69         | \$10,745.69         | \$0.00        |
|           |              |  | 1012             | K DPA/2010 W. 23rd Ave.           | Completed       | HOME    | \$10,720.22         | \$10,720.22         | \$0.00        |
|           |              |  | 1013             | K DPA/3818 W. 19th Ct.            | Completed       | HOME    | \$10,068.21         | \$10,068.21         | \$0.00        |
|           |              |  | 1014             | K DPA/1631 W. 4th Pl              | Cancelled       | HOME    | \$0.00              | \$0.00              | \$0.00        |
|           |              |  | 1017             | K DPA 2425 W. 24th Ave.           | Completed       | HOME    | \$10,678.79         | \$10,678.79         | \$0.00        |
|           |              |  | 1018             | K DPA/1631 W. 4th Pl.             | Completed       | HOME    | \$10,514.90         | \$10,514.90         | \$0.00        |



U.S. Department of Housing and Urban Development  
 Office of Community Planning and Development  
 Integrated Disbursement and Information System  
 List of Activities By Program Year And Project  
 RICHLAND,WA

DATE: 02-22-24  
 TIME: 16:07  
 PAGE: 37

| Plan Year  | IDIS Project                 | Project                                | IDIS Activity ID     | Activity Name             | Activity Status                    | Program             | Funded Amount               | Draw Amount   | Balance             |                     |               |        |
|--|------------------------------|--|----------------------|---------------------------|------------------------------------|---------------------|-----------------------------|---------------|---------------------|---------------------|---------------|--------|
| 2014   | 9                            | Kennewick First Time Homebuyer Program | 1019                 | K DPA/1704 W, 23rd Pl.    | Cancelled                          | HOME                | \$0.00                      | \$0.00        | \$0.00              |                     |               |        |
|  |                              |  | 1020                 | K DPA/1704 W, 23rd Place  | Completed                          | HOME                | \$7,707.88                  | \$7,707.88    | \$0.00              |                     |               |        |
|  |                              |  | 1021                 | K DPA 1739 S, Dayton Pl   | Completed                          | HOME                | \$11,054.02                 | \$11,054.02   | \$0.00              |                     |               |        |
|  |                              |  | 1026                 | K DPA/5021 W, 4th Ave     | Completed                          | HOME                | \$10,462.57                 | \$10,462.57   | \$0.00              |                     |               |        |
|  |                              |  | 1030                 | K DPA/819 S, Alder St.    | Completed                          | HOME                | \$10,100.56                 | \$10,100.56   | \$0.00              |                     |               |        |
|  |                              |  | 1031                 | K DPA/2114 W, 5th Ave     | Completed                          | HOME                | \$10,649.89                 | \$10,649.89   | \$0.00              |                     |               |        |
|  |                              |  | <b>Project Total</b> |                           |                                    |                     |                             |               | <b>\$327,598.41</b> | <b>\$327,598.41</b> | <b>\$0.00</b> |        |
|  |                              |  | 2015                 | 10                        | Pasco First Time Homebuyer Program | 968                 | Pasco DPA/8012 Madeira Dr.  | Completed     | HOME                | \$10,440.20         | \$10,440.20   | \$0.00 |
|  |                              |  |                      |                           |                                    | 969                 | Pasco DPA/2511 E, Butte     | Completed     | HOME                | \$10,874.75         | \$10,874.75   | \$0.00 |
|  |                              |  |                      |                           |                                    | 970                 | Pasco DPA/4614 Finchorse Ln | Completed     | HOME                | \$5,916.81          | \$5,916.81    | \$0.00 |
|  |                              |  |                      |                           |                                    | 971                 | Pasco DPA/4614 Tamworth Ln. | Completed     | HOME                | \$10,602.56         | \$10,602.56   | \$0.00 |
|  |                              |  |                      |                           |                                    | 972                 | Pasco DPA/2316 E, Alvina St | Completed     | HOME                | \$10,725.17         | \$10,725.17   | \$0.00 |
|  |                              |  |                      |                           |                                    | 973                 | Pasco DPA/723 S, Owen Ave   | Completed     | HOME                | \$5,474.50          | \$5,474.50    | \$0.00 |
| 974  | Pasco DPA/1216 N, 19th       | Completed                              |                      |                           |                                    | HOME                | \$6,975.69                  | \$6,975.69    | \$0.00              |                     |               |        |
| 975  | Pasco DPA/6804 Wessport Ln   | Completed                              |                      |                           |                                    | HOME                | \$10,597.88                 | \$10,597.88   | \$0.00              |                     |               |        |
| 976  | Pasco DPA/6405 Mission Ridge | Completed                              |                      |                           |                                    | HOME                | \$5,539.36                  | \$5,539.36    | \$0.00              |                     |               |        |
| 977  | Pasco DPA/6112 Blue Jay      | Completed                              |                      |                           |                                    | HOME                | \$10,568.05                 | \$10,568.05   | \$0.00              |                     |               |        |
| 996  | P DPA/3520 W, Margaret St.   | Completed                              |                      |                           |                                    | HOME                | \$10,622.59                 | \$10,622.59   | \$0.00              |                     |               |        |
| 997  | P DPA/1927 W, Agate St.      | Completed                              |                      |                           |                                    | HOME                | \$10,398.00                 | \$10,398.00   | \$0.00              |                     |               |        |
| <b>Project Total</b>   |                              |  |                      |                           |                                    |                     |                             |               | <b>\$211,386.83</b> | <b>\$211,386.83</b> | <b>\$0.00</b> |        |
| <b>Program Total</b>   |                              |  |                      |                           |                                    | <b>\$538,984.24</b> | <b>\$538,984.24</b>         | <b>\$0.00</b> |                     |                     |               |        |
| <b>2014 Total</b>  |                              |  |                      |                           |                                    | <b>\$538,984.24</b> | <b>\$538,984.24</b>         | <b>\$0.00</b> |                     |                     |               |        |
| <b>2015</b>  |                              |  |                      |                           |                                    | <b>\$252,782.39</b> | <b>\$252,782.39</b>         | <b>\$0.00</b> |                     |                     |               |        |
| <b>Program Total</b>   |                              |  |                      |                           |                                    | <b>\$791,766.63</b> | <b>\$791,766.63</b>         | <b>\$0.00</b> |                     |                     |               |        |
| <b>Richland HOME First Time Homebuyer Assistance Program</b> |                              |  |                      |                           |                                    | <b>\$393,938.31</b> | <b>\$393,938.31</b>         | <b>\$0.00</b> |                     |                     |               |        |
|  |                              |  | 1035                 | R DPA/1016 Willard Ave.   | Completed                          | HOME                | \$7,042.40                  | \$7,042.40    | \$0.00              |                     |               |        |
|  |                              |  | 1036                 | R DPA/2016 Newcomer St    | Completed                          | HOME                | \$10,606.72                 | \$10,606.72   | \$0.00              |                     |               |        |
|  |                              |  | 1037                 | R DPA/1109 Adams St.      | Completed                          | HOME                | \$10,480.01                 | \$10,480.01   | \$0.00              |                     |               |        |
|  |                              |  | 1038                 | R DPA/703 Abbot St.       | Completed                          | HOME                | \$10,270.70                 | \$10,270.70   | \$0.00              |                     |               |        |
|  |                              |  | 1039                 | R DPA/303 Gage Blvd, #231 | Cancelled                          | HOME                | \$0.00                      | \$0.00        | \$0.00              |                     |               |        |

U.S. Department of Housing and Urban Development  
 Office of Community Planning and Development  
 Integrated Disbursement and Information System  
 List of Activities By Program Year And Project  
 RICHLAND,WA

DATE: 02-22-24  
 TIME: 16:07  
 PAGE: 38

| Plan Year | IDIS Project | Project   | IDIS Activity ID | Activity Name               | Activity Status | Program | Funded Amount       | Draw Amount         | Balance       |
|-----------|--------------|---|------------------|-----------------------------|-----------------|---------|---------------------|---------------------|---------------|
| 2015      | 1            | Richard HOME First Time Homebuyer Assistance Program  | 1056             | R DPA/1035 Whight Ave       | Completed       | HOME    | \$7,976.11          | \$7,976.11          | \$0.00        |
|           |              |   | 1057             | R DPA/703 Downing St.       | Completed       | HOME    | \$10,193.93         | \$10,193.93         | \$0.00        |
|           |              |   | 1059             | R DPA/2613 Jason Loop.      | Completed       | HOME    | \$9,654.45          | \$9,654.45          | \$0.00        |
|           |              |   | 1060             | R DPA/637 Basswood Ave.     | Completed       | HOME    | \$10,451.06         | \$10,451.06         | \$0.00        |
|           |              |   | 1069             | R DPA/1023 Winslow Ave      | Completed       | HOME    | \$10,296.62         | \$10,296.62         | \$0.00        |
|           |              |   | 1070             | R DPA/1210 Van Giessen      | Completed       | HOME    | \$8,830.99          | \$8,830.99          | \$0.00        |
|           |              |   | 1071             | R DPA/349 Sanford Ave.      | Completed       | HOME    | \$8,982.48          | \$8,982.48          | \$0.00        |
|           |              |   | 1072             | R DPA/349 Sanford Ave.      | Cancelled       | HOME    | \$0.00              | \$0.00              | \$0.00        |
|           |              |   | 1076             | R DPA/1310 Winslow Ave.     | Completed       | HOME    | \$10,302.48         | \$10,302.48         | \$0.00        |
|           |              |   | 1077             | R DPA/709 Snow Ave.         | Completed       | HOME    | \$6,732.42          | \$6,732.42          | \$0.00        |
|           |              |   | 1078             | R DPA/366 Cottonwood Dr.    | Completed       | HOME    | \$10,161.24         | \$10,161.24         | \$0.00        |
|           |              |   | 1081             | R DPA/1031 Willard Ave.     | Completed       | HOME    | \$7,893.33          | \$7,893.33          | \$0.00        |
|           |              |   | 1088             | R DPA/1318 Tunis Ave.       | Completed       | HOME    | \$9,266.60          | \$9,266.60          | \$0.00        |
|           |              |   | 1105             | R DPA/303 Rossell           | Completed       | HOME    | \$10,494.97         | \$10,494.97         | \$0.00        |
|           |              |   | 1106             | R DPA/2402 Bosie St.        | Completed       | HOME    | \$9,449.55          | \$9,449.55          | \$0.00        |
|           |              |   | 1110             | R DPA/2389 Hood #B          | Completed       | HOME    | \$10,416.44         | \$10,416.44         | \$0.00        |
|           |              |   | 1114             | R DPA/303 Rossell Ave.      | Cancelled       | HOME    | \$0.00              | \$0.00              | \$0.00        |
|           |              |   | 1121             | R DPA/317 G.W.Way           | Completed       | HOME    | \$10,749.68         | \$10,749.68         | \$0.00        |
|           |              |   | 1122             | R DPA/2120 Dupontail Sl. #7 | Completed       | HOME    | \$10,393.33         | \$10,393.33         | \$0.00        |
|           |              |   | 1133             | R DPA/505 Barth Ave.        | Completed       | HOME    | \$10,291.58         | \$10,291.58         | \$0.00        |
|           |              | <b>Project Total</b>                                  |                  |                             |                 |         | <b>\$210,937.09</b> | <b>\$210,937.09</b> | <b>\$0.00</b> |
|           |              | Kennebec HOME First Time Homebuyer Assistance Program | 1040             | K DPA/2314 W. 1st           | Completed       | HOME    | \$7,757.05          | \$7,757.05          | \$0.00        |
|           |              |   | 1041             | K DPA/3506 W. 11th Pl.      | Completed       | HOME    | \$9,998.41          | \$9,998.41          | \$0.00        |
|           |              |   | 1042             | K DPA/1177 S. Benton St.    | Completed       | HOME    | \$10,637.75         | \$10,637.75         | \$0.00        |
|           |              |   | 1051             | K DPA/1915 S. Fruitland St. | Completed       | HOME    | \$10,656.92         | \$10,656.92         | \$0.00        |
|           |              |   | 1052             | K DPA/1627 S. Dayton Pl     | Completed       | HOME    | \$10,532.41         | \$10,532.41         | \$0.00        |
|           |              |   | 1053             | K DPA/531 1/2 W. Entiat St. | Completed       | HOME    | \$10,676.26         | \$10,676.26         | \$0.00        |
|           |              |   | 1054             | K DPA/2304 W. 16th Ave.     | Completed       | HOME    | \$10,432.20         | \$10,432.20         | \$0.00        |
|           |              |   | 1055             | K DPA/611 S. Ione St.       | Completed       | HOME    | \$10,426.16         | \$10,426.16         | \$0.00        |
|           |              |   | 1061             | K DPA/4714 W. Hood Ave.     | Completed       | HOME    | \$8,443.73          | \$8,443.73          | \$0.00        |
|           |              |   | 1062             | K DPA/23 S. Underwood St.   | Completed       | HOME    | \$9,888.26          | \$9,888.26          | \$0.00        |
|           |              |   | 1063             | K DPA/215 E. 3rd. Ave.      | Completed       | HOME    | \$10,388.27         | \$10,388.27         | \$0.00        |
|           |              |   | 1064             | K DPA/611 S Ione St         | Cancelled       | HOME    | \$0.00              | \$0.00              | \$0.00        |
|           |              |   | 1065             | K DPA/418 E. 8th Ave        | Completed       | HOME    | \$4,399.20          | \$4,399.20          | \$0.00        |
|           |              |   | 1066             | K DPA/2101 W. Kennebec Ave. | Completed       | HOME    | \$8,366.77          | \$8,366.77          | \$0.00        |
|           |              |   | 1067             | K DPA/2022 W. 26th Ave.     | Completed       | HOME    | \$10,400.73         | \$10,400.73         | \$0.00        |
|           |              |   | 1068             | K DPA/2304 W. 16th Ave.     | Cancelled       | HOME    | \$0.00              | \$0.00              | \$0.00        |
|           |              |   | 1079             | K DPA/1519 W. 4th Ave.      | Completed       | HOME    | \$7,371.10          | \$7,371.10          | \$0.00        |
|           |              |   | 1080             | K DPA/2515 W. Clearwater    | Completed       | HOME    | \$10,359.10         | \$10,359.10         | \$0.00        |

U.S. Department of Housing and Urban Development  
 Office of Community Planning and Development  
 Integrated Disbursement and Information System  
 List of Activities By Program Year And Project  
 RICHLAND,WA

DATE: 02-22-24  
 TIME: 16:07  
 PAGE: 39

| Plan Year | IDIS Project | Project   | IDIS Activity ID | Activity Name                  | Activity Status | Program | Funded Amount       | Draw Amount         | Balance       |
|-----------|--------------|---|------------------|--------------------------------|-----------------|---------|---------------------|---------------------|---------------|
| 2015      | 2            | Kennwick HOME First Time Homebuyer Assistance Program | 1098             | K DPA/2215 W, 5th Ave          | Completed       | HOME    | \$10,534.45         | \$10,534.45         | \$0.00        |
|           |              |   | 1099             | K DPA/6 S, Carmichael Dr       | Completed       | HOME    | \$10,093.82         | \$10,093.82         | \$0.00        |
|           |              |   | 1100             | K DPA/40 S, Vancouver St       | Completed       | HOME    | \$10,504.75         | \$10,504.75         | \$0.00        |
|           |              |   | 1101             | K DPA/2824 W, 6th Pl.          | Completed       | HOME    | \$10,504.75         | \$10,504.75         | \$0.00        |
|           |              |   | 1102             | K DPA/803 W, 41st Pl           | Completed       | HOME    | \$10,517.59         | \$10,517.59         | \$0.00        |
|           |              |   | 1103             | K DPA/9186 W, Yellowstone Ave. | Completed       | HOME    | \$10,435.88         | \$10,435.88         | \$0.00        |
|           |              |   | 1115             | K DPA/504 W, 28th Ave.         | Completed       | HOME    | \$10,504.73         | \$10,504.73         | \$0.00        |
|           |              |   | 1116             | K DPA/4701 W, 14th Ave.        | Completed       | HOME    | \$10,512.52         | \$10,512.52         | \$0.00        |
|           |              |   | 1117             | K DPA/504 S, Voliland St.      | Completed       | HOME    | \$10,004.75         | \$10,004.75         | \$0.00        |
|           |              |   | 1118             | K DPA/503 N, Quillian Ct.      | Completed       | HOME    | \$10,504.75         | \$10,504.75         | \$0.00        |
|           |              |   | 1119             | K DPA/205 S, Vancouver St.     | Completed       | HOME    | \$10,445.38         | \$10,445.38         | \$0.00        |
|           |              |   | 1120             | K DPA/8100 W, Grand Ronde Ave. | Completed       | HOME    | \$10,489.96         | \$10,489.96         | \$0.00        |
|           |              |   | 1123             | K DPA/8009 W, 5th Ave.         | Completed       | HOME    | \$10,177.70         | \$10,177.70         | \$0.00        |
|           |              |   | 1124             | K DPA/316 W, 11th Ave.         | Completed       | HOME    | \$10,632.81         | \$10,632.81         | \$0.00        |
|           |              |   | 1125             | K DPA/524 E, 8th Ave.          | Completed       | HOME    | \$10,700.89         | \$10,700.89         | \$0.00        |
|           |              |   | 1136             | K DPA/24 S, Moran St.          | Completed       | HOME    | \$6,907.85          | \$6,907.85          | \$0.00        |
|           |              |   | 1137             | K DPA/2804 W, 6th Place        | Completed       | HOME    | \$10,711.25         | \$10,711.25         | \$0.00        |
|           |              |   | 1138             | K DPA/310 N, Zillah St.        | Completed       | HOME    | \$10,150.76         | \$10,150.76         | \$0.00        |
|           | 3            | <b>Project Total</b>                                  |                  |                                |                 |         | <b>\$335,068.91</b> | <b>\$335,068.91</b> | <b>\$0.00</b> |
|           |              | Project HOME First Time Homebuyer Assistance Program  | 1048             | P DPA/5610 Sidon Ct            | Completed       | HOME    | \$10,926.99         | \$10,926.99         | \$0.00        |
|           |              |   | 1049             | P DPA/1707 N, 16th Ave         | Completed       | HOME    | \$10,996.48         | \$10,996.48         | \$0.00        |
|           |              |   | 1050             | P DPA/9707 Mustang Dr          | Completed       | HOME    | \$10,269.52         | \$10,269.52         | \$0.00        |
|           |              |   | 1074             | P DPA/1615 W, Brown St         | Completed       | HOME    | \$10,720.66         | \$10,720.66         | \$0.00        |
|           |              |   | 1075             | P DPA/44218 Finchrose Ln       | Completed       | HOME    | \$5,828.04          | \$5,828.04          | \$0.00        |
|           |              |   | 1082             | P DPA/1720 N, 16th Ave.        | Completed       | HOME    | \$10,845.32         | \$10,845.32         | \$0.00        |
|           |              |   | 1083             | P DPA/1819 Yakima St.          | Completed       | HOME    | \$10,578.58         | \$10,578.58         | \$0.00        |
|           |              |   | 1084             | P DPA/4308 Clydesdale LN       | Completed       | HOME    | \$9,961.66          | \$9,961.66          | \$0.00        |
|           |              |   | 1085             | P DPA/627 Arbulus Ave.         | Completed       | HOME    | \$10,709.28         | \$10,709.28         | \$0.00        |
|           |              |   | 1086             | P DPA/5120 Bakerloo Ln         | Completed       | HOME    | \$10,524.93         | \$10,524.93         | \$0.00        |
|           |              |   | 1087             | P DPA/5108 Westminster LN      | Completed       | HOME    | \$10,291.76         | \$10,291.76         | \$0.00        |
|           |              |   | 1090             | P DPA/3313 Hawthorne Ln        | Completed       | HOME    | \$10,543.05         | \$10,543.05         | \$0.00        |
|           |              |   | 1091             | P DPA/8412 Stutz               | Cancelled       | HOME    | \$0.00              | \$0.00              | \$0.00        |
|           |              |   | 1092             | P DPA/8412 Stutz               | Completed       | HOME    | \$10,430.29         | \$10,430.29         | \$0.00        |
|           |              |   | 1093             | P DPA/1028 S, 5th Ave.         | Completed       | HOME    | \$9,899.52          | \$9,899.52          | \$0.00        |
|           |              |   | 1094             | P DPA/819 W, Margaret St.      | Completed       | HOME    | \$10,709.63         | \$10,709.63         | \$0.00        |
|           |              |   | 1095             | P DPA/1923 N, 19th Dr.         | Completed       | HOME    | \$10,824.98         | \$10,824.98         | \$0.00        |
|           |              |   | 1096             | P DPA/3604 Estrella Dr         | Completed       | HOME    | \$10,587.96         | \$10,587.96         | \$0.00        |
|           |              |   | 1097             | P DPA/3609 Estrella Dr.        | Completed       | HOME    | \$10,439.08         | \$10,439.08         | \$0.00        |
|           |              |   | 1111             | P DPA/4803 Sirocco Dr          | Completed       | HOME    | \$10,420.18         | \$10,420.18         | \$0.00        |

U.S. Department of Housing and Urban Development  
 Office of Community Planning and Development  
 Integrated Disbursement and Information System  
 List of Activities By Program Year And Project  
 RICHLAND,WA

DATE: 02-22-24  
 TIME: 16:07  
 PAGE: 40

| Plan Year  | IDIS Project | Project  | IDIS Activity ID                                  | Activity Name  | Activity Status | Program               | Funded Amount  | Draw Amount   | Balance             |                     |               |        |
|--|--------------|--|---|--|-----------------|-----------------------|--|---------------|---------------------|---------------------|---------------|--------|
| 2015   | 3            | Pasco HOME First Time Homebuyer Assistance Program | 1112  | P DPA/6103 Fernway Dr.                                     | Completed       | HOME                  | \$10,479.21  | \$10,479.21   | \$0.00              |                     |               |        |
|  |              |  | 1113  | P DPA/224 N. Elm Ave.                                      | Completed       | HOME                  | \$10,786.58  | \$10,786.58   | \$0.00              |                     |               |        |
|  |              |  | 1126  | P DPA/3715 Estrella Dr.                                    | Completed       | HOME                  | \$10,648.34  | \$10,648.34   | \$0.00              |                     |               |        |
|  |              |  | 1127  | P DPA/2315 W. Leola St.                                    | Completed       | HOME                  | \$10,283.98  | \$10,283.98   | \$0.00              |                     |               |        |
|  |              |  | 1139  | P DPA/6412 Enzian Falls Dr.                                | Completed       | HOME                  | \$10,830.42  | \$10,830.42   | \$0.00              |                     |               |        |
|  |              |  | <b>Project Total</b>                              |  |                 |                       |  |               | <b>\$248,536.44</b> | <b>\$248,536.44</b> | <b>\$0.00</b> |        |
|  |              |  | <b>CDBG Planning and Administration</b>           |  |                 | 1089                  | Administration   | Completed     | CDBG                | \$46,039.57         | \$46,039.57   | \$0.00 |
|  |              |  | <b>Project Total</b>                              |  |                 |                       |  |               | <b>\$46,039.57</b>  | <b>\$46,039.57</b>  | <b>\$0.00</b> |        |
|  |              |  | <b>CDBG Owner-Occupied Rehabilitation Program</b> |  |                 | 1073                  | 1304 Potter Ave.   | Completed     | CDBG                | \$3,882.30          | \$3,882.30    | \$0.00 |
|  |              |  | <b>Project Total</b>                              |  |                 |                       |  |               | <b>\$3,882.30</b>   | <b>\$3,882.30</b>   | <b>\$0.00</b> |        |
|  |              |  | <b>Public Service Activities</b>                  |  |                 | 1045                  | The ARC of Tri-Cities/Therapeutic Recreation Partners and Pals Program | Completed     | CDBG                | \$11,838.00         | \$11,838.00   | \$0.00 |
|  |              |  | <b>Project Total</b>                              |  |                 |                       |  |               | <b>\$14,787.82</b>  | <b>\$14,787.82</b>  | <b>\$0.00</b> |        |
| <b>Senior Life Resources/Meals on Wheels</b>                 |              |  | 1046  | Elijah Family Homes/Transition to Success Program          | Completed       | CDBG                  | \$8,838.00   | \$8,838.00    | \$0.00              |                     |               |        |
| <b>Project Total</b>   |              |  |   |  |                 | <b>\$8,838.00</b>     | <b>\$8,838.00</b>  | <b>\$0.00</b> |                     |                     |               |        |
| <b>Public Facilities/Improvements</b>                        |              |  | 1043  | Barth Park Playground Improvement                          | Completed       | CDBG                  | \$35,463.82  | \$35,463.82   | \$0.00              |                     |               |        |
| <b>Project Total</b>   |              |  |   |  |                 | <b>\$71,910.26</b>    | <b>\$71,910.26</b>   | <b>\$0.00</b> |                     |                     |               |        |
| <b>Removal of Architectural Barriers</b>                     |              |  | 1044  |  | Completed       | CDBG                  | \$269,759.74   | \$269,759.74  | \$0.00              |                     |               |        |
| <b>Project Total</b>   |              |  |   |  |                 | <b>\$341,670.00</b>   | <b>\$341,670.00</b>  | <b>\$0.00</b> |                     |                     |               |        |
| <b>Tri Cities HOME Consortium Administration</b>             |              |  | 1058  | Richland Admin   | Cancelled       | HOME                  | \$0.00   | \$0.00        | \$0.00              |                     |               |        |
| <b>Project Total</b>   |              |  |   |  |                 | <b>\$51,545.24</b>    | <b>\$51,545.24</b>   | <b>\$0.00</b> |                     |                     |               |        |
| <b>Richland Admin</b>  |              |  | 1107  |  | Cancelled       | HOME                  | \$0.00   | \$0.00        | \$0.00              |                     |               |        |
| <b>Kennewick Admin 2015</b>                                  |              |  | 1108  |  | Completed       | HOME                  | \$127.70   | \$127.70      | \$0.00              |                     |               |        |
| <b>Pasco Admin</b>   |              |  | 1109  |  | Completed       | HOME                  | \$4,972.33   | \$4,972.33    | \$0.00              |                     |               |        |
| <b>Project Total</b>   |              |  |   |  |                 | <b>\$56,645.27</b>    | <b>\$56,645.27</b>   | <b>\$0.00</b> |                     |                     |               |        |
| <b>Tri-County Habitat for Humanity</b>                       |              |  | 1172  | Kennewick Garden Court                                     | Completed       | HOME                  | \$135,085.39   | \$135,085.39  | \$0.00              |                     |               |        |
| <b>Project Total</b>   |              |  |   |  |                 | <b>\$135,085.39</b>   | <b>\$135,085.39</b>  | <b>\$0.00</b> |                     |                     |               |        |
| <b>Program Total</b>   |              |  |   |  |                 | <b>\$427,055.69</b>   | <b>\$427,055.69</b>  | <b>\$0.00</b> |                     |                     |               |        |
| <b>2015 Total</b>  |              |  |   |  |                 | <b>\$986,273.10</b>   | <b>\$986,273.10</b>  | <b>\$0.00</b> |                     |                     |               |        |
| <b>Richland HOME First Time Homebuyer Assistance Program</b> |              |  | 1134  | R DPA/1323 Totten  | Cancelled       | HOME                  | \$0.00   | \$0.00        | \$0.00              |                     |               |        |
| <b>Project Total</b>   |              |  |   |  |                 | <b>\$0.00</b>         | <b>\$0.00</b>  | <b>\$0.00</b> |                     |                     |               |        |
| <b>Public Service Activities</b>                             |              |  | 1128  | Arc of TC/Therapeutic Recreation Partners and Pals Program | Cancelled       | CDBG                  | \$0.00   | \$0.00        | \$0.00              |                     |               |        |
| <b>Meals on Wheels</b>                                       |              |  | 1129  |  | Cancelled       | CDBG                  | \$0.00   | \$0.00        | \$0.00              |                     |               |        |
| <b>Elijah Family Homes</b>                                   |              |  | 1130  |  | Cancelled       | CDBG                  | \$0.00   | \$0.00        | \$0.00              |                     |               |        |
| <b>Project Total</b>   |              |  |   |  |                 | <b>\$0.00</b>         | <b>\$0.00</b>  | <b>\$0.00</b> |                     |                     |               |        |
| <b>Public Facilities/Improvements</b>                        |              |  | 1132  | Craighill Park   | Cancelled       | CDBG                  | \$0.00   | \$0.00        | \$0.00              |                     |               |        |
| <b>Project Total</b>   |              |  |   |  |                 | <b>\$0.00</b>         | <b>\$0.00</b>  | <b>\$0.00</b> |                     |                     |               |        |
| <b>2016</b>  |              |  |   |  |                 | <b>\$1,413,328.79</b> | <b>\$1,413,328.79</b>  | <b>\$0.00</b> |                     |                     |               |        |

U.S. Department of Housing and Urban Development  
 Office of Community Planning and Development  
 Integrated Disbursement and Information System  
 List of Activities By Program Year And Project  
 RICHLAND,WA

DATE: 02-22-24  
 TIME: 16:07  
 PAGE: 41

| Plan Year | IDIS Project | Project   | IDIS Activity ID | Activity Name                                  | Activity Status | Program | Funded Amount | Draw Amount  | Balance |
|-----------|--------------|---|------------------|--|-----------------|---------|---------------|--------------|---------|
| 2016      | 7            | <b>Project Total</b>                                  |                  |  |                 |         | \$0.00        | \$0.00       | \$0.00  |
|           | 10           | CDBG Affordable Housing/Luther Place Duplex           | 1131             | Luther Senior Center/Rental Aquisition         | Cancelled       | CDBG    | \$0.00        | \$0.00       | \$0.00  |
|           | 27           | <b>Project Total</b>                                  |                  |  |                 |         | \$0.00        | \$0.00       | \$0.00  |
|           |              | CDBG Planning and Administration                      | 1180             | Plan/Administration                            | Completed       | CDBG    | \$52,423.91   | \$52,423.91  | \$0.00  |
|           | 29           | <b>Project Total</b>                                  |                  |  |                 |         | \$52,423.91   | \$52,423.91  | \$0.00  |
|           |              | CDBG Affordable Housing                               | 1145             | Luther Sr Services/2 duplex aquisition         | Completed       | CDBG    | \$181,000.00  | \$181,000.00 | \$0.00  |
|           | 30           | <b>Project Total</b>                                  |                  |  |                 |         | \$181,000.00  | \$181,000.00 | \$0.00  |
|           |              | Public Service Activities                             | 1141             | The Arc/Therapeutic Recreational Services      | Completed       | CDBG    | \$8,827.00    | \$8,827.00   | \$0.00  |
|           |              |   | 1142             | Sr. Life Resources/Meals on Wheels             | Completed       | CDBG    | \$8,500.00    | \$8,500.00   | \$0.00  |
|           |              |   | 1143             | Elijah/Transition to Success                   | Completed       | CDBG    | \$19,792.00   | \$19,792.00  | \$0.00  |
|           | 31           | <b>Project Total</b>                                  |                  |  |                 |         | \$37,119.00   | \$37,119.00  | \$0.00  |
|           |              | Public Facilities/Improvements                        | 1144             | Parks/Craighill Park Improvement               | Completed       | CDBG    | \$54,142.53   | \$54,142.53  | \$0.00  |
|           |              |   | 1146             | Public Works/Removal of Architectural Barriers | Completed       | CDBG    | \$75,676.00   | \$75,676.00  | \$0.00  |
|           | 32           | <b>Project Total</b>                                  |                  |  |                 |         | \$129,818.53  | \$129,818.53 | \$0.00  |
|           |              | Tr-Cities HOME Consortium Administration              | 1149             | Admin/Plan                                     | Completed       | HOME    | \$87,411.57   | \$87,411.57  | \$0.00  |
|           | 33           | <b>Project Total</b>                                  |                  |  |                 |         | \$87,411.57   | \$87,411.57  | \$0.00  |
|           |              | Richland HOME First Time Homebuyer Assistance Program | 1140             | R DPA/1323 Totten Ave.                         | Completed       | HOME    | \$10,449.86   | \$10,449.86  | \$0.00  |
|           |              |   | 1148             | R/DPA 906 Cedar Ave.                           | Completed       | HOME    | \$10,491.16   | \$10,491.16  | \$0.00  |
|           |              |   | 1154             | R DPA/   | Cancelled       | HOME    | \$0.00        | \$0.00       | \$0.00  |
|           |              |   | 1156             | R DPA/357 Cottonwood Dr.                       | Completed       | HOME    | \$10,517.47   | \$10,517.47  | \$0.00  |
|           |              |   | 1157             | R DPA/905 Thayer Dr.                           | Completed       | HOME    | \$10,312.91   | \$10,312.91  | \$0.00  |
|           |              |   | 1166             | R16-06/904 Cedar Ave.                          | Completed       | HOME    | \$10,338.92   | \$10,338.92  | \$0.00  |
|           |              |   | 1167             | R DPA/1315 Cottonwood Dr.                      | Cancelled       | HOME    | \$0.00        | \$0.00       | \$0.00  |
|           |              |   | 1171             | R16-08/1002 Wilson St.                         | Completed       | HOME    | \$10,499.52   | \$10,499.52  | \$0.00  |
|           |              |   | 1173             | R DPA/1907 Dupontail                           | Cancelled       | HOME    | \$0.00        | \$0.00       | \$0.00  |
|           |              |   | 1174             | R16-10/1216 Sanford                            | Completed       | HOME    | \$10,415.93   | \$10,415.93  | \$0.00  |
|           |              |   | 1175             | R16-11/708 Sanford Ave.                        | Completed       | HOME    | \$10,387.69   | \$10,387.69  | \$0.00  |
|           |              |   | 1178             | R16-12/103 Casey                               | Completed       | HOME    | \$7,888.36    | \$7,888.36   | \$0.00  |
|           |              |   | 1179             | R16-13/627 Basswood Ave.                       | Completed       | HOME    | \$10,567.33   | \$10,567.33  | \$0.00  |
|           |              |   | 1181             | R16-14/714 Smith Ave.                          | Completed       | HOME    | \$10,411.36   | \$10,411.36  | \$0.00  |
|           |              |   | 1194             | R DPA/1032 Sanford                             | Cancelled       | HOME    | \$0.00        | \$0.00       | \$0.00  |
|           | 34           | <b>Project Total</b>                                  |                  |  |                 |         | \$112,280.51  | \$112,280.51 | \$0.00  |
|           |              | Kemewick HOME First Time Homebuyer Assistance Program | 1147             | K DPA/103 S. Kent St.                          | Completed       | HOME    | \$10,225.29   | \$10,225.29  | \$0.00  |
|           |              |   | 1150             | K DPA/1623 S. Garfield St.                     | Completed       | HOME    | \$10,651.99   | \$10,651.99  | \$0.00  |
|           |              |   | 1155             | K DPA/9316 W. 9th Pl                           | Completed       | HOME    | \$10,616.77   | \$10,616.77  | \$0.00  |
|           |              |   | 1158             | K DPA/2510 W. 7th Ave                          | Completed       | HOME    | \$10,762.00   | \$10,762.00  | \$0.00  |
|           |              |   | 1159             | K DPA/3804 W. 9th Ave.                         | Completed       | HOME    | \$10,395.13   | \$10,395.13  | \$0.00  |
|           |              |   | 1160             | K DPA/4604 W. 7th Ave.                         | Completed       | HOME    | \$10,695.72   | \$10,695.72  | \$0.00  |

U.S. Department of Housing and Urban Development  
 Office of Community Planning and Development  
 Integrated Disbursement and Information System  
 List of Activities By Program Year And Project  
 RICHLAND,WA

DATE: 02-22-24  
 TIME: 16:07  
 PAGE: 42

| Plan Year | IDIS Project | Project  | IDIS Activity ID | Activity Name                     | Activity Status | Program | Funded Amount       | Draw Amount         | Balance       |
|-----------|--------------|--|------------------|-----------------------------------|-----------------|---------|---------------------|---------------------|---------------|
| 2016      | 34           | Kenwick HOME First Time Homebuyer Assistance Program | 1161             | K DPA/4205 W. Metaline Ave.       | Completed       | HOME    | \$10,795.12         | \$10,795.12         | \$0.00        |
|           |              |  | 1162             | K DPA/2534 W. Deschutes Ave.      | Completed       | HOME    | \$10,629.50         | \$10,629.50         | \$0.00        |
|           |              |  | 1163             | K DPA/3604 W. 19th Ct.            | Completed       | HOME    | \$10,795.13         | \$10,795.13         | \$0.00        |
|           |              |  | 1164             | K DPA/565 N. Harrison Pl          | Completed       | HOME    | \$10,622.03         | \$10,622.03         | \$0.00        |
|           |              |  | 1165             | K DPA/2030 W. 4th Ave.            | Completed       | HOME    | \$10,595.02         | \$10,595.02         | \$0.00        |
|           |              |  | 1176             | 2K16-15/29 N. Mayfield St.        | Completed       | HOME    | \$10,679.82         | \$10,679.82         | \$0.00        |
|           |              |  | 1177             | 2K16-14/124 W Park Hills Dr.      | Completed       | HOME    | \$10,694.91         | \$10,694.91         | \$0.00        |
|           |              |  | 1182             | K 2K16-13/31 N. Hwy St.           | Completed       | HOME    | \$10,672.23         | \$10,672.23         | \$0.00        |
|           |              |  | 1191             | K DPA/6908 W. 3rd Ave             | Completed       | HOME    | \$9,551.84          | \$9,551.84          | \$0.00        |
|           |              |  | 1192             | K DPA/724 E. 8th Ave.             | Completed       | HOME    | \$10,615.53         | \$10,615.53         | \$0.00        |
|           |              |  | 1193             | K DPA/729E. 4th Ave.              | Completed       | HOME    | \$10,700.08         | \$10,700.08         | \$0.00        |
|           |              |  | 1195             | 4605 W. 4th Ct.                   | Completed       | HOME    | \$10,704.44         | \$10,704.44         | \$0.00        |
|           |              |  | 1196             | 117 N. Garfield St.               | Completed       | HOME    | \$7,873.85          | \$7,873.85          | \$0.00        |
|           |              | <b>Project Total</b>                                 |                  |                                   |                 |         | <b>\$198,276.40</b> | <b>\$198,276.40</b> | <b>\$0.00</b> |
|           | 35           | Pasco HOME First Time Homebuyer Assistance Program   | 1151             | P DPA/6319 Mariner Ln             | Completed       | HOME    | \$10,607.13         | \$10,607.13         | \$0.00        |
|           |              |  | 1152             | P DPA/5512 Cleveland Ln           | Completed       | HOME    | \$10,327.04         | \$10,327.04         | \$0.00        |
|           |              |  | 1153             | P DPA/3315 Calder Ln              | Completed       | HOME    | \$10,680.14         | \$10,680.14         | \$0.00        |
|           |              |  | 1168             | BGFA2016-009                      | Completed       | HOME    | \$10,960.42         | \$10,960.42         | \$0.00        |
|           |              |  | 1169             | BGFA2016-008                      | Completed       | HOME    | \$10,642.09         | \$10,642.09         | \$0.00        |
|           |              |  | 1170             | BGFA2016-18                       | Completed       | HOME    | \$10,609.31         | \$10,609.31         | \$0.00        |
|           |              |  | 1183             | P-BGFA2016-019/716 W. Jay St      | Completed       | HOME    | \$10,437.42         | \$10,437.42         | \$0.00        |
|           |              |  | 1184             | P-BGFA2016-020/9312 Shelland Dr.  | Completed       | HOME    | \$10,556.00         | \$10,556.00         | \$0.00        |
|           |              |  | 1185             | P-BGFA2016-022/4219 Messana Ln    | Completed       | HOME    | \$10,600.80         | \$10,600.80         | \$0.00        |
|           |              |  | 1186             | P-BGFA2016-015/1904 W. Irving St. | Completed       | HOME    | \$10,869.21         | \$10,869.21         | \$0.00        |
|           |              |  | 1187             | P-BGFA2016-016/2116 N. 19th Ave   | Completed       | HOME    | \$10,495.35         | \$10,495.35         | \$0.00        |
|           |              |  | 1188             | P-BGFA2016-023/2821 Wilcox Dr.    | Completed       | HOME    | \$10,607.51         | \$10,607.51         | \$0.00        |
|           |              |  | 1189             | P-BGFA2016-021/1543 W. Pearl St.  | Completed       | HOME    | \$10,698.56         | \$10,698.56         | \$0.00        |
|           |              |  | 1190             | P-BGFA2016-026/8307 Orcas Dr.     | Completed       | HOME    | \$10,595.44         | \$10,595.44         | \$0.00        |
|           |              |  | 1205             | 6516 Robinson Dr                  | Completed       | HOME    | \$10,596.73         | \$10,596.73         | \$0.00        |
|           |              |  | 1206             | 4508 W. Octave St.                | Completed       | HOME    | \$10,199.73         | \$10,199.73         | \$0.00        |
|           |              |  | 1207             | 3322 Terra Vida                   | Completed       | HOME    | \$11,193.44         | \$11,193.44         | \$0.00        |
|           |              |  | 1208             | 3302 Semilla Ct                   | Completed       | HOME    | \$10,843.52         | \$10,843.52         | \$0.00        |
|           |              |  | 1209             | 3217 Luna Dr                      | Completed       | HOME    | \$11,315.53         | \$11,315.53         | \$0.00        |
|           |              |  | 1210             | 2406 Farmville Ct                 | Completed       | HOME    | \$11,084.59         | \$11,084.59         | \$0.00        |
|           |              |  | 1211             | 8415 Kingsbury Dr                 | Completed       | HOME    | \$9,226.67          | \$9,226.67          | \$0.00        |
|           |              |  | 1212             | 1732 N. 16th Ave                  | Completed       | HOME    | \$10,810.06         | \$10,810.06         | \$0.00        |
|           |              |  | 1213             | 3309 Semilla Ln                   | Completed       | HOME    | \$11,070.65         | \$11,070.65         | \$0.00        |
|           |              |  | 1214             | 5220 Malia Ln                     | Completed       | HOME    | \$10,855.76         | \$10,855.76         | \$0.00        |
|           |              |  | 1215             | 3209 Luna Dr                      | Completed       | HOME    | \$6,989.52          | \$6,989.52          | \$0.00        |

U.S. Department of Housing and Urban Development  
 Office of Community Planning and Information System  
 Integrated Disbursement and Information System  
 List of Activities By Program Year And Project  
 RICHLAND,WA

DATE: 02-22-24  
 TIME: 16:07  
 PAGE: 43

| Plan Year | IDIS Project | Project  | IDIS Activity ID | Activity Name   | Activity Status | Program   | Funded Amount  | Draw Amount    | Balance |
|-----------|--------------|--|------------------|---|-----------------|-----------|----------------|----------------|---------|
| 2016      | 35           | Project Total  |                  |   |                 |           | \$262,872.62   | \$262,872.62   | \$0.00  |
|           |              | Program Total  |                  |   |                 | CDBG HOME | \$400,361.44   | \$400,361.44   | \$0.00  |
|           |              |  |                  |   |                 |           | \$660,841.10   | \$660,841.10   | \$0.00  |
|           |              |  |                  |   |                 |           | \$1,061,202.54 | \$1,061,202.54 | \$0.00  |
|           |              |  |                  |   |                 |           | \$82,211.60    | \$82,211.60    | \$0.00  |
|           |              |  |                  |   |                 |           | \$82,211.60    | \$82,211.60    | \$0.00  |
|           |              |  |                  |   |                 |           | \$16,455.36    | \$16,455.36    | \$0.00  |
|           |              |  |                  |   |                 |           | \$98,147.63    | \$98,147.63    | \$0.00  |
|           |              |  |                  |   |                 |           | \$0.00         | \$0.00         | \$0.00  |
|           |              |  |                  |   |                 |           | \$131,812.78   | \$131,812.78   | \$0.00  |
| 2017      | 2016 Total   |  |                  |   |                 |           | \$229,960.41   | \$229,960.41   | \$0.00  |
|           | 1            | CDBG Planning and Administration                       | 1233             | CDBG Admin  | Completed       | CDBG      | \$23,753.00    | \$23,753.00    | \$0.00  |
|           | 2            | CDBG Owner-Occupied Rehabilitation Program             | 1234             | 1037 Wright Ave.  | Completed       | CDBG      | \$9,026.00     | \$9,026.00     | \$0.00  |
|           | 3            | Public Facilities/Improvements                         | 1197             | Removal of Architectural Barriers                         | Completed       | CDBG      | \$16,455.36    | \$16,455.36    | \$0.00  |
|           |              |  | 1203             | Wye Park Safety Fencing Replacement                       | Cancelled       | CDBG      | \$0.00         | \$0.00         | \$0.00  |
|           |              |  | 1204             | Columbia Playfield Playground Basketball Court Renovation | Completed       | CDBG      | \$131,812.78   | \$131,812.78   | \$0.00  |
|           |              | Project Total  |                  |   |                 |           | \$229,960.41   | \$229,960.41   | \$0.00  |
|           | 4            | Public Service Activities                              | 1198             | Elijah/Transition to Success                              | Completed       | CDBG      | \$23,753.00    | \$23,753.00    | \$0.00  |
|           |              |  | 1199             | Sr. Life Resources/Meals on Wheels                        | Completed       | CDBG      | \$9,026.00     | \$9,026.00     | \$0.00  |
|           |              |  | 1200             | The Arc/Therapeutic Recreational Services                 | Completed       | CDBG      | \$10,000.00    | \$10,000.00    | \$0.00  |
|           |              | Project Total  |                  |   |                 |           | \$42,779.00    | \$42,779.00    | \$0.00  |
|           | 5            | Tri-Cities HOME Consortium Administration              | 1261             | 2017 Admin  | Completed       | HOME      | \$66,343.32    | \$66,343.32    | \$0.00  |
|           |              | Project Total  |                  |   |                 |           | \$66,343.32    | \$66,343.32    | \$0.00  |
|           | 6            | Richland HOME First Time Homebuyer Assistance Program  | 1218             | 403 Rossell Ave.  | Completed       | HOME      | \$10,570.86    | \$10,570.86    | \$0.00  |
|           |              |  | 1219             | 104 Craighill Ave.  | Completed       | HOME      | \$10,513.67    | \$10,513.67    | \$0.00  |
|           |              |  | 1220             | 407 Wilson  | Completed       | HOME      | \$10,490.40    | \$10,490.40    | \$0.00  |
|           |              |  | 1221             | 404 Sanford Ave.  | Completed       | HOME      | \$10,325.54    | \$10,325.54    | \$0.00  |
|           |              |  | 1226             | 1310 Winslow  | Completed       | HOME      | \$9,855.77     | \$9,855.77     | \$0.00  |
|           |              |  | 1227             | 1102 Potter Ave   | Completed       | HOME      | \$10,408.65    | \$10,408.65    | \$0.00  |
|           |              |  | 1235             | 909 Winslow Ave.  | Completed       | HOME      | \$10,712.39    | \$10,712.39    | \$0.00  |
|           |              |  | 1240             | 1908 Mahan Ave  | Completed       | HOME      | \$10,911.96    | \$10,911.96    | \$0.00  |
|           |              |  | 1241             | 1513 Jadin Ave  | Completed       | HOME      | \$10,741.56    | \$10,741.56    | \$0.00  |
|           |              |  | 1257             | 1325 Sanford Ave.   | Completed       | HOME      | \$10,161.31    | \$10,161.31    | \$0.00  |
|           |              |  | 1258             | 1036 Winslow Ave.   | Completed       | HOME      | \$8,968.21     | \$8,968.21     | \$0.00  |
|           |              |  | 1259             | 918 Sanford Ave.  | Completed       | HOME      | \$8,669.50     | \$8,669.50     | \$0.00  |
|           |              |  | 1260             | 1030 Winslow Ave.   | Completed       | HOME      | \$10,442.26    | \$10,442.26    | \$0.00  |
|           |              | Project Total  |                  |   |                 |           | \$132,772.08   | \$132,772.08   | \$0.00  |
|           | 7            | Kennewick HOME First Time Homebuyer Assistance Program | 1201             | KDPA/602 E. 8th Ave.                                      | Completed       | HOME      | \$10,773.63    | \$10,773.63    | \$0.00  |
|           |              |  | 1202             | KDPA/725 E. 4th Ave.                                      | Completed       | HOME      | \$10,808.81    | \$10,808.81    | \$0.00  |
|           |              |  | 1216             | 3121 W. Hood Ave. #105                                    | Completed       | HOME      | \$10,763.94    | \$10,763.94    | \$0.00  |
|           |              |  | 1217             | 8607 W. Yellowstone Ave                                   | Completed       | HOME      | \$10,790.21    | \$10,790.21    | \$0.00  |
|           |              |  | 1225             | 623 S. Garfield   | Completed       | HOME      | \$10,588.54    | \$10,588.54    | \$0.00  |

U.S. Department of Housing and Urban Development  
 Office of Community Planning and Development  
 Integrated Disbursement and Information System  
 List of Activities By Program Year And Project  
 RICHLAND, WA

DATE: 02-22-24  
 TIME: 16:07  
 PAGE: 44

| Plan Year            | IDIS Project         | Project   | IDIS Activity ID     | Activity Name         | Activity Status                                    | Program | Funded Amount         | Draw Amount           | Balance       |                     |                     |               |
|----------------------|----------------------|---|----------------------|-----------------------|--|---------|-----------------------|-----------------------|---------------|---------------------|---------------------|---------------|
| 2017                 | 7                    | Kennwick HOME First Time Homebuyer Assistance Program | 1228                 | 40 S. Vancouver St.   | Completed  | HOME    | \$10,654.76           | \$10,654.76           | \$0.00        |                     |                     |               |
|                      |                      |   | 1232                 | 951B S. Keller St.    | Completed  | HOME    | \$10,654.70           | \$10,654.70           | \$0.00        |                     |                     |               |
|                      |                      |   | 1236                 | 2516 W. 7th Ave.      | Completed  | HOME    | \$10,735.52           | \$10,735.52           | \$0.00        |                     |                     |               |
|                      |                      |   | 1237                 | 1828 W. 7th Pl        | Completed  | HOME    | \$10,674.89           | \$10,674.89           | \$0.00        |                     |                     |               |
|                      |                      |   | 1238                 | 22 E. 5th Ave.        | Completed  | HOME    | \$10,647.31           | \$10,647.31           | \$0.00        |                     |                     |               |
|                      |                      |   | 1239                 | 715 S. Buntin St.     | Completed  | HOME    | \$10,661.11           | \$10,661.11           | \$0.00        |                     |                     |               |
|                      |                      |   | 1243                 | 611 S Ione St         | Completed  | HOME    | \$11,294.63           | \$11,294.63           | \$0.00        |                     |                     |               |
|                      |                      |   | 1249                 | 4116 W. Metaline Ave. | Completed  | HOME    | \$10,565.85           | \$10,565.85           | \$0.00        |                     |                     |               |
|                      |                      |   | 1250                 | 405 S. Quincy         | Completed  | HOME    | \$10,565.84           | \$10,565.84           | \$0.00        |                     |                     |               |
|                      |                      |   | 1251                 | 419 S. Fir St.        | Completed  | HOME    | \$10,639.54           | \$10,639.54           | \$0.00        |                     |                     |               |
|                      |                      |   | 1252                 | 1731 S. Dayton Pl     | Completed  | HOME    | \$7,164.25            | \$7,164.25            | \$0.00        |                     |                     |               |
|                      |                      |   | 1253                 | 825 S. Gum St.        | Completed  | HOME    | \$10,590.44           | \$10,590.44           | \$0.00        |                     |                     |               |
|                      |                      |   | 1254                 | 4718 W. Hood Ave      | Completed  | HOME    | \$10,693.13           | \$10,693.13           | \$0.00        |                     |                     |               |
|                      |                      |   | 1255                 | 8507 W. Canyon Ave.   | Completed  | HOME    | \$10,743.01           | \$10,743.01           | \$0.00        |                     |                     |               |
|                      |                      |   | 1256                 | 609 S. Washington     | Completed  | HOME    | \$10,772.74           | \$10,772.74           | \$0.00        |                     |                     |               |
|                      |                      |   | <b>Project Total</b> |                       |  |         |                       |                       |               | <b>\$210,782.85</b> | <b>\$210,782.85</b> | <b>\$0.00</b> |
|                      |                      |   | 2018                 | 8                     | Pasco HOME First Time Homebuyer Assistance Program | 1222    | 228 N. Alvina Ct.     | Completed             | HOME          | \$10,598.31         | \$10,598.31         | \$0.00        |
|                      |                      |   |                      |                       |  | 1223    | 3319 Luna Dr          | Completed             | HOME          | \$10,871.20         | \$10,871.20         | \$0.00        |
|                      |                      |   |                      |                       |  | 1224    | 733 Beech Ave         | Completed             | HOME          | \$10,592.93         | \$10,592.93         | \$0.00        |
|                      |                      |   |                      |                       |  | 1229    | 923 Lincoln Dr        | Completed             | HOME          | \$11,087.52         | \$11,087.52         | \$0.00        |
| 1230                 | 512 S. Elm Ave       | Completed   |                      |                       |  | HOME    | \$10,510.07           | \$10,510.07           | \$0.00        |                     |                     |               |
| 1231                 | 6716 Enzian Falls Dr | Completed   |                      |                       |  | HOME    | \$10,661.42           | \$10,661.42           | \$0.00        |                     |                     |               |
| 1244                 | 3414 Tierra Vida Ln  | Completed   |                      |                       |  | HOME    | \$11,290.70           | \$11,290.70           | \$0.00        |                     |                     |               |
| 1245                 | 925 W. Sylvester St  | Completed   |                      |                       |  | HOME    | \$10,320.23           | \$10,320.23           | \$0.00        |                     |                     |               |
| 1246                 | 803 N. Owen Ave      | Completed   |                      |                       |  | HOME    | \$10,184.91           | \$10,184.91           | \$0.00        |                     |                     |               |
| 1247                 | 402 Anaconda Ave.    | Completed   |                      |                       |  | HOME    | \$10,559.16           | \$10,559.16           | \$0.00        |                     |                     |               |
| 1248                 | 718 S. Douglas Ave   | Completed   |                      |                       |  | HOME    | \$10,603.88           | \$10,603.88           | \$0.00        |                     |                     |               |
| 1262                 | 309 Anaconda Ave.    | Completed   |                      |                       |  | HOME    | \$8,084.06            | \$8,084.06            | \$0.00        |                     |                     |               |
| 1263                 | 310 Anaconda Ave.    | Completed   |                      |                       |  | HOME    | \$10,584.82           | \$10,584.82           | \$0.00        |                     |                     |               |
| 1264                 | 410 Anaconda Ave     | Completed   | HOME                 | \$9,588.85            | \$9,588.85   | \$0.00  |                       |                       |               |                     |                     |               |
| 1265                 | 1623 W. Clark St.    | Completed   | HOME                 | \$10,858.36           | \$10,858.36  | \$0.00  |                       |                       |               |                     |                     |               |
| <b>Project Total</b> |                      |   |                      |                       |  |         | <b>\$156,396.42</b>   | <b>\$156,396.42</b>   | <b>\$0.00</b> |                     |                     |               |
| <b>Program Total</b> |                      |   |                      |                       |  |         | <b>\$309,122.58</b>   | <b>\$309,122.58</b>   | <b>\$0.00</b> |                     |                     |               |
| <b>Project Total</b> |                      |   |                      |                       |  |         | <b>\$371,406.37</b>   | <b>\$371,406.37</b>   | <b>\$0.00</b> |                     |                     |               |
| <b>Program Total</b> |                      |   |                      |                       |  |         | <b>\$875,417.25</b>   | <b>\$875,417.25</b>   | <b>\$0.00</b> |                     |                     |               |
| <b>2017 Total</b>    |                      |   |                      |                       |  |         | <b>\$1,246,823.62</b> | <b>\$1,246,823.62</b> | <b>\$0.00</b> |                     |                     |               |
| <b>2018</b>          |                      |   |                      |                       |  |         | <b>\$93,370.81</b>    | <b>\$93,370.81</b>    | <b>\$0.00</b> |                     |                     |               |



U.S. Department of Housing and Urban Development  
 Office of Community Planning and Information System  
 Integrated Disbursement and Information System  
 List of Activities By Program Year And Project  
 RICHLAND,WA

DATE: 02-22-24  
 TIME: 16:07  
 PAGE: 45

| Plan Year  | IDIS Project  | Project       | IDIS Activity ID                  | Activity Name                                | Activity Status | Program      | Funded Amount | Draw Amount  | Balance |
|------------|---------------|---------------|-----------------------------------|--|-----------------|--------------|---------------|--------------|---------|
| 2018       | 1             | Project Total | 1266                              | Removal of Architectural Barriers            | Completed       | CDBG         | \$93,370.81   | \$93,370.81  | \$0.00  |
|            |               |               | 1267                              | Goethals Park Improvements                   | Completed       | CDBG         | \$101,250.00  | \$101,250.00 | \$0.00  |
|            |               |               | 1276                              | Removal of Architectural Barriers multi year | Completed       | CDBG         | \$147,131.68  | \$147,131.68 | \$0.00  |
|            | 4             | Project Total | 1273                              | Meals on Wheels                              | Completed       | CDBG         | \$339,237.94  | \$339,237.94 | \$0.00  |
|            |               |               | 1274                              | Therapeutic Recreational Partners N Pals     | Completed       | CDBG         | \$8,656.25    | \$8,656.25   | \$0.00  |
|            |               |               | 1275                              | Transition to Success                        | Completed       | CDBG         | \$11,856.25   | \$11,856.25  | \$0.00  |
|            | 5             | Project Total | 1283                              | HOME Admin                                   | Completed       | HOME         | \$21,040.04   | \$21,040.04  | \$0.00  |
|            |               |               | 1284                              | HOME Admin                                   | Completed       | HOME         | \$41,552.54   | \$41,552.54  | \$0.00  |
|            |               |               | 1285                              | HOME Admin                                   | Completed       | HOME         | \$88,213.46   | \$88,213.46  | \$0.00  |
|            | 6             | Project Total | 1286                              | 603 Catskill                                 | Completed       | HOME         | \$88,213.46   | \$88,213.46  | \$0.00  |
| 1287       |               |               | 707 Thayer Ave.                   | Completed                                    | HOME            | \$9,830.32   | \$9,830.32    | \$0.00       |         |
| 1288       |               |               | 201 Bernard Ave.                  | Completed                                    | HOME            | \$10,316.58  | \$10,316.58   | \$0.00       |         |
| 7          | Project Total | 1277          | 107 S. Rainier St.                | Completed                                    | HOME            | \$10,412.52  | \$10,412.52   | \$0.00       |         |
|            |               | 1278          | 320 W. 12th Ave.                  | Completed                                    | HOME            | \$30,559.42  | \$30,559.42   | \$0.00       |         |
|            |               | 1279          | 400 S. Fir St                     | Completed                                    | HOME            | \$10,377.23  | \$10,377.23   | \$0.00       |         |
| 8          | Project Total | 1281          | 531 N Olympia St                  | Completed                                    | HOME            | \$10,640.82  | \$10,640.82   | \$0.00       |         |
|            |               | 1282          | 2616 Glendive St.                 | Completed                                    | HOME            | \$10,614.11  | \$10,614.11   | \$0.00       |         |
|            |               | 1283          | 305 Anaconda Ave.                 | Completed                                    | HOME            | \$10,707.01  | \$10,707.01   | \$0.00       |         |
| 2018 Total | Program Total |               |                                   |  | CDBG            | \$42,339.17  | \$42,339.17   | \$0.00       |         |
|            |               |               |                                   |  | HOME            | \$10,710.87  | \$10,710.87   | \$0.00       |         |
|            |               |               |                                   |  | HOME            | \$10,493.95  | \$10,493.95   | \$0.00       |         |
| 2019       | 1             | Project Total | 1271                              | 722 S. Sycamore Ave.                         | Completed       | HOME         | \$5,632.41    | \$5,632.41   | \$0.00  |
|            |               |               | 1272                              | 1519 W. Yakima St.                           | Completed       | HOME         | \$10,737.77   | \$10,737.77  | \$0.00  |
|            |               |               | 1280                              | 4016 Charleston Ln                           | Completed       | HOME         | \$10,797.20   | \$10,797.20  | \$0.00  |
|            | 3             | Project Total | 1281                              | 1832 W. Hopkins St                           | Completed       | HOME         | \$10,489.22   | \$10,489.22  | \$0.00  |
|            |               |               | 1286                              | 1931 W. Opal St                              | Completed       | HOME         | \$10,922.35   | \$10,922.35  | \$0.00  |
|            |               |               |                                   |  |                 | HOME         | \$69,783.77   | \$69,783.77  | \$0.00  |
|            | 2019 Total    | Program Total |                                   |  |                 | CDBG         | \$474,161.29  | \$474,161.29 | \$0.00  |
|            |               |               |                                   |  |                 | HOME         | \$230,895.82  | \$230,895.82 | \$0.00  |
|            |               |               |                                   |  |                 | HOME         | \$705,057.11  | \$705,057.11 | \$0.00  |
|            | 4             | Project Total | 1303                              | CDBG Administration                          | Completed       | CDBG         | \$83,224.23   | \$83,224.23  | \$0.00  |
| 1288       |               |               | McMurray Park Renovation          | Completed                                    | CDBG            | \$75,626.89  | \$75,626.89   | \$0.00       |         |
| 1289       |               |               | Public Works Facility Improvement | Completed                                    | CDBG            | \$235,089.43 | \$235,089.43  | \$0.00       |         |
| 1290       |               |               | Sidwalk Improvement               | Cancelled                                    | CDBG            | \$0.00       | \$0.00        | \$0.00       |         |
| 2019 Total | Program Total |               |                                   |  | CDBG            | \$310,716.32 | \$310,716.32  | \$0.00       |         |
|            |               |               |                                   |  | CDBG            | \$12,155.95  | \$12,155.95   | \$0.00       |         |

U.S. Department of Housing and Urban Development  
 Office of Community Planning and Development  
 Integrated Disbursement and Information System  
 List of Activities By Program Year And Project  
 RICHLAND,WA

DATE: 02-22-24  
 TIME: 16:07  
 PAGE: 46

| Plan Year     | IDIS Project    | Project   | IDIS Activity ID                                      | Activity Name                                | Activity Status  | Program       | Funded Amount                                | Draw Amount  | Balance      |                |                |        |
|---------------|-----------------|---|---|--|--|---------------|--|--------------|--------------|----------------|----------------|--------|
| 2019          | 4               | Public Service Activities                                 | 1291  | Elijah - Transition to Success Youth Program | Completed  | CDBG          | \$3,011.39                                   | \$3,011.39   | \$0.00       |                |                |        |
|               |                 |   | 1292  | Therapeutic Recreational Partners N Pals     | Completed  | CDBG          | \$11,700.00                                  | \$11,700.00  | \$0.00       |                |                |        |
|               |                 |   | 1293  | Meals on Wheels                              | Completed  | CDBG          | \$8,800.00                                   | \$8,800.00   | \$0.00       |                |                |        |
|               | 5               | Project Total   | 629817H-Cities HOME Consortium Administration         | 1304   | HOME Admin   | Completed     | HOME   | \$35,667.34  | \$35,667.34  | \$0.00         |                |        |
|               |                 |   | 126,152.77  | \$126,152.77                                 | \$0.00   |               |  |              |              |                |                |        |
|               | 6               | Project Total   | Richland HOME First Time Homebuyer Assistance Program | 1294   | 1006 Willard Ave.                                      | Completed     | HOME   | \$126,152.77 | \$126,152.77 | \$0.00         |                |        |
|               |                 |   |   | 1295   | 902 Adams  | Completed     | HOME   | \$10,388.35  | \$10,388.35  | \$0.00         |                |        |
|               |                 |   |   | 1306   | 519 Thayer Ave.  | Completed     | HOME   | \$10,456.01  | \$10,456.01  | \$0.00         |                |        |
|               |                 |   |   | 1307   | 1003 Williams  | Completed     | HOME   | \$10,441.56  | \$10,441.56  | \$0.00         |                |        |
|               |                 |   |   | Project Total                                | \$41,727.45  | \$41,727.45   | \$0.00                                       |              |              |                |                |        |
| 7             |                 |   |   | Project Total                                | Kennewick HOME First Time Homebuyer Assistance Program | 1297          | 3101 W. John Day Avenue #B-201               | Completed    | HOME         | \$10,471.30    | \$10,471.30    | \$0.00 |
| 1298          |                 |   |   | 420 S. Quincy St. #1                         | Completed  | HOME          | \$10,664.91                                  | \$10,664.91  | \$0.00       |                |                |        |
| 1299          | 1401 E. 4th Av. | Completed   | HOME  | \$6,493.18                                   | \$6,493.18   | \$0.00        |  |              |              |                |                |        |
| 1302          | 728 E. 5th Ave. | Completed   | HOME  | \$10,820.30                                  | \$10,820.30  | \$0.00        |  |              |              |                |                |        |
| 8             | Project Total   | Pasco HOME First Time Homebuyer Assistance Program        | 1300  | 1207 W. Washington St.                       | Completed  | HOME          | \$38,449.69                                  | \$38,449.69  | \$0.00       |                |                |        |
|               |                 |   | 1301  | 5619 Saddle Creek Ln                         | Completed  | HOME          | \$10,497.02                                  | \$10,497.02  | \$0.00       |                |                |        |
|               |                 |   | 1305  | 4307 Cochins Ln                              | Completed  | HOME          | \$10,480.93                                  | \$10,480.93  | \$0.00       |                |                |        |
|               |                 |   | 1308  | 1723 W SHOSHONE ST                           | Completed  | HOME          | \$10,832.72                                  | \$10,832.72  | \$0.00       |                |                |        |
|               |                 |   | 1309  | 601 Madrona Ave                              | Completed  | HOME          | \$9,803.81                                   | \$9,803.81   | \$0.00       |                |                |        |
|               |                 |   | Project Total   | \$52,309.33                                  | \$52,309.33  | \$0.00        |  |              |              |                |                |        |
| 10            | Project Total   | Tri-Cities HOME Consortium Affordable Housing Development | 1320  | KHA Micro Home Development                   | Completed  | HOME          | \$52,309.33                                  | \$52,309.33  | \$0.00       |                |                |        |
|               |                 |   | Project Total   | \$797,505.27                                 | \$797,505.27   | \$0.00        |  |              |              |                |                |        |
| 2020          | Program Total   | CDBG Planning & Administration                            | 1322  | Admin  | Open   | CDBG          | \$797,505.27                                 | \$797,505.27 | \$0.00       |                |                |        |
|               |                 |   | Project Total   | \$429,607.89                                 | \$429,607.89   | \$0.00        |  |              |              |                |                |        |
|               |                 |   | 3   | Project Total                                | Public Facilities/Improvements                         | 1311          | PW-ADA, RRF&B & Sidewalk Improvements        | Completed    | CDBG         | \$1,056,144.51 | \$1,056,144.51 | \$0.00 |
|               |                 |   |   |  |  | 1325          | TEST   | Cancelled    | CDBG         | \$1,485,752.40 | \$1,485,752.40 | \$0.00 |
|               |                 |   |   |  |  | Project Total | \$76,548.24                                  | \$76,548.24  | \$0.00       |                |                |        |
|               |                 |   | 4   | Project Total                                | Public Service   | 1312          | Therapeutic Recreational Partners N Pals     | Completed    | CDBG         | \$172,740.00   | \$172,740.00   | \$0.00 |
|               |                 |   |   |  |  | 1313          | Transition to Success                        | Completed    | CDBG         | \$12,880.00    | \$12,880.00    | \$0.00 |
|               |                 |   |   |  |  | 1314          | Elijah - Transition to Success Youth Program | Completed    | CDBG         | \$24,101.95    | \$24,101.95    | \$0.00 |
|               |                 |   |   |  |  | 1315          | CBC - Dental Hygiene Services                | Completed    | CDBG         | \$3,200.00     | \$3,200.00     | \$0.00 |
|               |                 |   | 1316  | Meals on Wheels                              | Completed  | CDBG          | \$839.00                                     | \$839.00     | \$0.00       |                |                |        |
| Project Total | \$9,400.00      | \$9,400.00  | \$0.00  |  |  |               |  |              |              |                |                |        |

U.S. Department of Housing and Urban Development  
 Office of Community Planning and Development  
 Integrated Disbursement and Information System  
 List of Activities By Program Year And Project  
 RICHLAND,WA

DATE: 02-22-24  
 TIME: 16:07  
 PAGE: 47

| Plan Year | IDIS Project   | Project   | IDIS Activity ID                                | Activity Name                 | Activity Status | Program        | Funded Amount  | Draw Amount    | Balance        |
|-----------|--|---|---|-------------------------------|-----------------|----------------|----------------|----------------|----------------|
| 2020      | 4  | Project Total<br>HOME Administration                                | 1323  | 2020 HOME Admin               | Open            | HOME           | \$50,420.95    | \$50,420.95    | \$0.00         |
|           |  |   | 1375  | 2020 Admin 2                  | Open            | HOME           | \$99,709.13    | \$99,698.82    | \$10.31        |
|           |  |   |   |                               |                 |                |                | \$39,148.16    | \$28,784.89    |
|           | 8  | Project Total<br>Pasco HOME First Time Homebuyer Assistance Program | 1334  | P DPA 807 S 11th Ave          | Completed       | HOME           | \$138,857.29   | \$128,483.71   | \$10,373.58    |
|           |  |   | 1335  | P DPA 519 S Cedar Ave         | Completed       | HOME           | \$10,956.19    | \$10,956.19    | \$0.00         |
|           |  |   | 1336  | P DPA 828 W, Henry St         | Completed       | HOME           | \$10,722.30    | \$10,722.30    | \$0.00         |
|           | 9  | Project Total<br>Tri-Cities HOME Consortium TBRA                    | 1324  | CV-Emergency, Short-Term TBRA | Completed       | HOME           | \$32,563.70    | \$32,563.70    | \$0.00         |
|           |  |   | 1333  | BFCAC TBRA                    | Cancelled       | HOME           | \$0.00         | \$0.00         | \$0.00         |
|           |  |   |   |                               |                 |                |                | \$1,122,044.57 | \$1,122,044.57 |
|           | 12   | Project Total<br>CDBG-CV ED Small Business Stabilization Program    | 1319  | Caterpillar Cafe              | Completed       | CDBG           | \$10,000.00    | \$10,000.00    | \$0.00         |
|           |  |   | 1326  | Misfit Ventures Richland LLC  | Completed       | CDBG           | \$10,000.00    | \$10,000.00    | \$0.00         |
|           |  |   | 1327  | Crest Card Shop               | Completed       | CDBG           | \$10,000.00    | \$10,000.00    | \$0.00         |
|           |  |   | 1328  | New City Cleaners             | Completed       | CDBG           | \$10,000.00    | \$10,000.00    | \$0.00         |
|           |  |   | 1337  | Fit for Me                    | Completed       | CDBG           | \$10,000.00    | \$10,000.00    | \$0.00         |
|           |  |   |   |                               |                 |                |                | \$50,000.00    | \$50,000.00    |
| 13        | Project Total<br>CDBG-CV Public Service                    | 1317  | CV-Meals on Wheels                              | Completed                     | CDBG            | \$24,000.00    | \$24,000.00    | \$0.00         |                |
|           |  | 1318  | CV-Emergency Grant Payment                      | Completed                     | CDBG            | \$96,967.04    | \$96,967.04    | \$0.00         |                |
|           |  | 1339  | CDBG-CV Meals on Wheels Expanded COVID Response | Completed                     | CDBG            | \$41,524.83    | \$41,524.83    | \$0.00         |                |
|           |  | 1340  | Elijah Family Homes Parenting Course            | Completed                     | CDBG            | \$5,058.55     | \$5,058.55     | \$0.00         |                |
|           |  | 1350  | City Good Will PPE Bags                         | Completed                     | CDBG            | \$11,193.18    | \$11,193.18    | \$0.00         |                |
| 14        | Project Total<br>CDBG-CV Admin                             | 1321  | CDBG-CV Administration                          | Completed                     | CDBG            | \$34,971.17    | \$34,971.17    | \$0.00         |                |
|           |  |   |   |                               |                 |                | \$34,971.17    | \$34,971.17    | \$0.00         |
| 15        | Project Total<br>ED - Small Business Stabilization Program | 1310  | HF Dugout Richland                              | Completed                     | CDBG            | \$34,971.17    | \$34,971.17    | \$0.00         |                |
|           |  | 1329  | Danni Enterprises LLC                           | Completed                     | CDBG            | \$10,000.00    | \$10,000.00    | \$0.00         |                |
|           |  | 1330  | Parkside Driving                                | Completed                     | CDBG            | \$10,000.00    | \$10,000.00    | \$0.00         |                |
|           |  | 1331  | Adventures Underground                          | Completed                     | CDBG            | \$10,000.00    | \$10,000.00    | \$0.00         |                |
|           |  | 1332  | Spudnut Shop                                    | Completed                     | CDBG            | \$10,000.00    | \$10,000.00    | \$0.00         |                |
|           |  | 1338  | Microbusiness Assistance Program                | Completed                     | CDBG            | \$127,227.72   | \$127,227.72   | \$0.00         |                |
|           |  |   |   |                               |                 |                | \$177,227.72   | \$177,227.72   | \$0.00         |
| 16        | Project Total<br>CDBG-CV Improved lighting at Uptown       | 1374  | CDBG-CV Improved Lighting at Uptown             | Open                          | CDBG            | \$138,901.51   | \$3,680.37     | \$135,221.14   |                |
|           |  |   |   |                               |                 |                | \$138,901.51   | \$3,680.37     | \$135,221.14   |
|           | Program Total  |   |   |                               | CDBG            | \$879,553.19   | \$744,332.05   | \$135,221.14   |                |
|           |  |   |   |                               | HOME            | \$1,293,465.56 | \$1,283,091.98 | \$10,373.58    |                |
|           | 2020 Total   |   |   |                               |                 | \$2,173,018.75 | \$2,027,424.03 | \$145,594.72   |                |

U.S. Department of Housing and Urban Development  
 Office of Community Planning and Development  
 Integrated Disbursement and Information System  
 List of Activities By Program Year And Project  
 RICHLAND, WA

DATE: 02-22-24  
 TIME: 16:07  
 PAGE: 48

| Plan Year | IDIS Project         | Project   | IDIS Activity ID | Activity Name  | Activity Status | Program             | Funded Amount       | Draw Amount        | Balance     |
|-----------|----------------------|---|------------------|--|-----------------|---------------------|---------------------|--------------------|-------------|
| 2021      | 1                    | CDBG Planning & Administration<br>Project Total | 1351             | Admin and Planning   | Open            | CDBG                | \$62,683.00         | \$62,683.00        | \$0.00      |
|           |                      |   | 1352             | 2021 Material and Architectural Barrier Removal w/ADA Improvements           | Completed       | CDBG                | \$199,000.00        | \$199,000.00       | \$0.00      |
|           |                      |   | 1341             | Meals on Wheels  | Completed       | CDBG                | \$199,000.00        | \$199,000.00       | \$0.00      |
|           |                      |   | 1342             | Elijah - Transition to Success Program                                       | Completed       | CDBG                | \$9,184.00          | \$9,184.00         | \$0.00      |
|           |                      |   | 1343             | Elijah - Transition to Success Youth Program                                 | Completed       | CDBG                | \$17,184.00         | \$17,184.00        | \$0.00      |
|           |                      |   | 1344             | Therapeutic Recreational Partners N Pals                                     | Completed       | CDBG                | \$2,228.70          | \$2,228.70         | \$0.00      |
|           |                      |   | 1347             | HOME Admin   | Open            | HOME                | \$41,580.70         | \$41,580.70        | \$0.00      |
|           |                      |   | 1348             | HOME Admin   | Cancelled       | HOME                | \$83,950.35         | \$65,840.66        | \$18,109.69 |
|           |                      |   | 1349             | P DPA 1719 W YAKIMA ST   | Completed       | HOME                | \$7,626.40          | \$7,626.40         | \$0.00      |
|           |                      |   | 1353             | 413 Whiffish Ln.   | Completed       | HOME                | \$10,206.61         | \$10,206.61        | \$0.00      |
|           | <b>Program Total</b> |   |                  |  |                 | <b>\$303,263.70</b> | <b>\$303,263.70</b> | <b>\$0.00</b>      |             |
|           |                      |   |                  |  |                 | <b>\$101,783.36</b> | <b>\$83,673.67</b>  | <b>\$18,109.69</b> |             |
|           |                      |   |                  |  |                 | <b>\$405,047.06</b> | <b>\$386,937.37</b> | <b>\$18,109.69</b> |             |
|           |                      |   |                  |  |                 | <b>\$66,651.78</b>  | <b>\$66,651.78</b>  | <b>\$0.00</b>      |             |
|           |                      |   |                  |  |                 | <b>\$14,200.00</b>  | <b>\$14,200.00</b>  | <b>\$0.00</b>      |             |
|           |                      |   |                  |  |                 | <b>\$0.00</b>       | <b>\$0.00</b>       | <b>\$0.00</b>      |             |
|           |                      |   |                  |  |                 | <b>\$103,820.86</b> | <b>\$103,820.86</b> | <b>\$0.00</b>      |             |
|           | <b>Project Total</b> |   |                  |  |                 | <b>\$118,020.86</b> | <b>\$118,020.86</b> | <b>\$0.00</b>      |             |
|           |                      |   |                  |  |                 | <b>\$10,090.00</b>  | <b>\$10,090.00</b>  | <b>\$0.00</b>      |             |
|           |                      |   |                  |  |                 | <b>\$1,987.00</b>   | <b>\$1,987.00</b>   | <b>\$0.00</b>      |             |
|           |                      |   |                  |  |                 | <b>\$10,000.00</b>  | <b>\$10,000.00</b>  | <b>\$0.00</b>      |             |
|           |                      |   |                  |  |                 | <b>\$15,000.00</b>  | <b>\$15,000.00</b>  | <b>\$0.00</b>      |             |
|           |                      |   |                  |  |                 | <b>\$719.05</b>     | <b>\$719.05</b>     | <b>\$0.00</b>      |             |
|           |                      |   |                  |  |                 | <b>\$37,796.05</b>  | <b>\$37,796.05</b>  | <b>\$0.00</b>      |             |
|           |                      |   |                  |  |                 | <b>\$75,308.40</b>  | <b>\$0.00</b>       | <b>\$75,308.40</b> |             |
|           |                      |   |                  |  |                 | <b>\$9,841.72</b>   | <b>\$9,841.72</b>   | <b>\$0.00</b>      |             |
|           |                      |   |                  |  |                 | <b>\$0.00</b>       | <b>\$0.00</b>       | <b>\$0.00</b>      |             |
|           | <b>Project Total</b> |   |                  |  |                 | <b>\$9,841.72</b>   | <b>\$9,841.72</b>   | <b>\$0.00</b>      |             |
|           |                      |   |                  |  |                 | <b>\$443,351.67</b> | <b>\$443,351.67</b> | <b>\$0.00</b>      |             |
| 2022      | 1                    | CDBG Planning & Administration<br>Project Total | 1362             | CDBG Program Admin   | Completed       | CDBG                | \$118,020.86        | \$118,020.86       | \$0.00      |
|           |                      |   | 1354             | Re-Roof DVS Shelter  | Completed       | CDBG                | \$10,090.00         | \$10,090.00        | \$0.00      |
|           |                      |   | 1355             | Parks - Removal of Material and Architectural Barriers                       | Cancelled       | CDBG                | \$1,987.00          | \$1,987.00         | \$0.00      |
|           |                      |   | 1356             | Public Works - Material and Architectural Barrier Removal w/ADA Improvements | Completed       | CDBG                | \$10,000.00         | \$10,000.00        | \$0.00      |
|           |                      |   | 1357             | Therapeutic Recreational Services  | Completed       | CDBG                | \$15,000.00         | \$15,000.00        | \$0.00      |
|           |                      |   | 1358             | Outreach Troops/Patrollers   | Completed       | CDBG                | \$719.05            | \$719.05           | \$0.00      |
|           |                      |   | 1359             | Meals On Wheels Program  | Completed       | CDBG                | \$37,796.05         | \$37,796.05        | \$0.00      |
|           |                      |   | 1360             | Transition To Success Program  | Completed       | CDBG                | \$75,308.40         | \$0.00             | \$75,308.40 |
|           |                      |   | 1361             | Transition to Success Youth Scholarship Program                              | Completed       | CDBG                | \$9,841.72          | \$9,841.72         | \$0.00      |
|           |                      |   | 1365             | P DPA 1723 N 18 DRIVE  | Cancelled       | HOME                | \$0.00              | \$0.00             | \$0.00      |
|           | <b>Program Total</b> |   |                  |  |                 | <b>\$303,263.70</b> | <b>\$303,263.70</b> | <b>\$0.00</b>      |             |
|           |                      |   |                  |  |                 | <b>\$101,783.36</b> | <b>\$83,673.67</b>  | <b>\$18,109.69</b> |             |
|           |                      |   |                  |  |                 | <b>\$405,047.06</b> | <b>\$386,937.37</b> | <b>\$18,109.69</b> |             |
|           |                      |   |                  |  |                 | <b>\$66,651.78</b>  | <b>\$66,651.78</b>  | <b>\$0.00</b>      |             |
|           |                      |   |                  |  |                 | <b>\$14,200.00</b>  | <b>\$14,200.00</b>  | <b>\$0.00</b>      |             |
|           |                      |   |                  |  |                 | <b>\$0.00</b>       | <b>\$0.00</b>       | <b>\$0.00</b>      |             |
|           |                      |   |                  |  |                 | <b>\$103,820.86</b> | <b>\$103,820.86</b> | <b>\$0.00</b>      |             |
|           | <b>Project Total</b> |   |                  |  |                 | <b>\$118,020.86</b> | <b>\$118,020.86</b> | <b>\$0.00</b>      |             |
|           |                      |   |                  |  |                 | <b>\$10,090.00</b>  | <b>\$10,090.00</b>  | <b>\$0.00</b>      |             |
|           |                      |   |                  |  |                 | <b>\$1,987.00</b>   | <b>\$1,987.00</b>   | <b>\$0.00</b>      |             |
|           |                      |   |                  |  |                 | <b>\$10,000.00</b>  | <b>\$10,000.00</b>  | <b>\$0.00</b>      |             |
|           |                      |   |                  |  |                 | <b>\$15,000.00</b>  | <b>\$15,000.00</b>  | <b>\$0.00</b>      |             |
|           |                      |   |                  |  |                 | <b>\$719.05</b>     | <b>\$719.05</b>     | <b>\$0.00</b>      |             |
|           |                      |   |                  |  |                 | <b>\$37,796.05</b>  | <b>\$37,796.05</b>  | <b>\$0.00</b>      |             |
|           |                      |   |                  |  |                 | <b>\$75,308.40</b>  | <b>\$0.00</b>       | <b>\$75,308.40</b> |             |
|           |                      |   |                  |  |                 | <b>\$9,841.72</b>   | <b>\$9,841.72</b>   | <b>\$0.00</b>      |             |
|           |                      |   |                  |  |                 | <b>\$0.00</b>       | <b>\$0.00</b>       | <b>\$0.00</b>      |             |
|           | <b>Project Total</b> |   |                  |  |                 | <b>\$9,841.72</b>   | <b>\$9,841.72</b>   | <b>\$0.00</b>      |             |
|           |                      |   |                  |  |                 | <b>\$443,351.67</b> | <b>\$443,351.67</b> | <b>\$0.00</b>      |             |

U.S. Department of Housing and Urban Development  
 Office of Community Planning and Development  
 Integrated Disbursement and Information System  
 List of Activities By Program Year And Project  
 RICHLAND,WA

DATE: 02-22-24  
 TIME: 16:07  
 PAGE: 49

| Plan Year | IDIS Project | Project       | IDIS Activity ID | Activity Name                     | Activity Status | Program      | Funded Amount | Draw Amount  | Balance      |
|-----------|--------------|---------------|------------------|-----------------------------------|-----------------|--------------|---------------|--------------|--------------|
| 2022      | 8            | Project Total | 1371             | HOME-ARP Administration           | Open            | HOME         | \$443,351.67  | \$443,351.67 | \$0.00       |
|           |              |               | 10               | HOME-ARP - Planning and Admin     | Open            | HOME         | \$119,747.45  | \$89,061.23  | \$30,686.22  |
|           |              |               | Project Total    |                                   |                 |              | \$119,747.45  | \$89,061.23  | \$30,686.22  |
|           |              | Program Total |                  |                                   |                 |              | \$222,468.69  | \$222,468.69 | \$0.00       |
|           |              |               |                  |                                   |                 |              | \$648,249.24  | \$542,254.62 | \$105,994.62 |
|           |              |               |                  |                                   |                 |              | \$870,717.93  | \$764,723.31 | \$105,994.62 |
|           |              |               |                  |                                   |                 |              | \$59,004.08   | \$51,050.53  | \$7,953.55   |
|           |              |               |                  |                                   |                 |              | \$59,004.08   | \$51,050.53  | \$7,953.55   |
|           |              |               |                  |                                   |                 |              | \$192,034.02  | \$4,000.00   | \$188,034.02 |
|           |              |               |                  |                                   |                 |              | \$29,994.81   | \$29,994.81  | \$0.00       |
| 2023      | 1            | Project Total | 1377             | CDBG-Administration               | Open            | CDBG         | \$35,000.00   | \$31,089.23  | \$3,910.77   |
|           |              |               | 2                | Public Facilities and Improvement | Open            | CDBG         | \$257,028.83  | \$65,084.04  | \$191,944.79 |
|           |              |               | Project Total    |                                   |                 |              | \$14,100.00   | \$14,100.00  | \$0.00       |
|           |              |               |                  |                                   |                 |              | \$15,000.00   | \$15,000.00  | \$0.00       |
|           |              |               |                  |                                   |                 |              | \$29,100.00   | \$29,100.00  | \$0.00       |
|           |              |               |                  |                                   |                 |              | \$0.00        | \$0.00       | \$0.00       |
|           |              |               |                  |                                   |                 |              | \$0.00        | \$0.00       | \$0.00       |
|           |              |               |                  |                                   |                 |              | \$0.00        | \$0.00       | \$0.00       |
|           |              |               |                  |                                   |                 |              | \$0.00        | \$0.00       | \$0.00       |
|           |              |               |                  |                                   |                 |              | \$0.00        | \$0.00       | \$0.00       |
| 2024      | 2            | Project Total | 1382             | test                              | Cancelled       | HOME         | \$30,539.84   | \$30,539.84  | \$0.00       |
|           |              |               | 12               | HOME-ARP Supportive Services      | Open            | HOME         | \$345,132.91  | \$145,234.57 | \$199,898.34 |
|           |              |               | Project Total    |                                   |                 |              | \$30,539.84   | \$30,539.84  | \$0.00       |
|           |              |               |                  |                                   |                 |              | \$375,672.75  | \$175,774.41 | \$199,898.34 |
|           |              |               |                  |                                   |                 |              | \$0.00        | \$0.00       | \$0.00       |
|           |              |               |                  |                                   |                 |              | \$0.00        | \$0.00       | \$0.00       |
|           |              |               |                  |                                   |                 |              | \$111,605.00  | \$540.00     | \$111,065.00 |
|           |              |               |                  |                                   |                 |              | \$40,000.00   | \$3,778.15   | \$36,221.85  |
|           |              |               |                  |                                   |                 |              | \$151,605.00  | \$4,318.15   | \$147,286.85 |
|           |              |               |                  |                                   |                 |              | \$151,605.00  | \$4,318.15   | \$147,286.85 |
|           |              |               |                  |                                   |                 | \$151,605.00 | \$4,318.15    | \$147,286.85 |              |

IDIS - PR02

U.S. Department of Housing and Urban Development  
Office of Community Planning and Development  
Integrated Disbursement and Information System  
List of Activities By Program Year And Project  
RICHLAND, WA

DATE: 02-22-24  
TIME: 16:07  
PAGE: 50

| Plan Year | IDIS Project | Project | IDIS Activity ID | Activity Name | Activity Status | Program | Funded Amount   | Draw Amount     | Balance      |
|-----------|--------------|---------|------------------|---------------|-----------------|---------|-----------------|-----------------|--------------|
|           |              |         |                  |               |                 | CDBG    | \$12,707,990.70 | \$12,372,871.22 | \$335,119.48 |
|           |              |         |                  |               |                 | HOME    | \$22,133,978.27 | \$21,852,213.53 | \$281,764.74 |
|           |              |         |                  |               |                 |         | \$34,841,968.97 | \$34,225,084.75 | \$616,884.22 |



U.S. Department of Housing and Urban Development  
 Office of Community Planning and Development  
 Integrated Disbursement and Information System  
 CDBG Activity Summary Report (GPR) for Program Year 2023  
 RICHLAND

Date: 22-Feb-2024  
 Time: 14:41  
 Page: 1

**PGM Year:** 2020

**Project:** 0003 - Public Facilities/Improvements

**IDIS Activity:** 1311 - PW-ADA, RRFB & Sidewalk Improvements

**Status:** Completed 12/20/2023 12:00:00 AM

**Location:** 625 Swift Blvd Richland, WA 99352-3500

**Objective:** Create suitable living environments  
**Outcome:** Availability/accessibility  
**Matrix Code:** Other Public Improvements Not Listed  
 in 03A-03S (03Z)

**National Objective:** LMA

**Activity to prevent, prepare for, and respond to Coronavirus:** No

**Initial Funding Date:** 08/13/2020

**Description:**

Reduce barriers with the improvement of sidewalks and accessibility to access services, public facilities and transit system for elderly, disabled and all pedestrians.

**Financing**

|              | Fund Type    | Grant Year | Grant        | Funded Amount       | Drawn In Program Year | Drawn Thru Program Year | # Benefiting |
|--------------|--------------|------------|--------------|---------------------|-----------------------|-------------------------|--------------|
|              |              |            |              |                     |                       |                         |              |
| CDBG         | EN           | 2015       | B15M/C530002 | \$1,642.83          | \$0.00                | \$1,642.83              |              |
|              |              | 2016       | B16M/C530002 | \$1,391.64          | \$0.00                | \$1,391.64              |              |
|              |              | 2019       | B19M/C530002 | \$52,755.18         | \$0.00                | \$52,755.18             |              |
|              |              | 2020       | B20M/C530002 | \$116,005.31        | (\$9,725.06)          | \$116,005.31            |              |
|              | PI           |            |              | \$945.04            | \$0.00                | \$945.04                |              |
| <b>Total</b> | <b>Total</b> |            |              | <b>\$172,740.00</b> | <b>(\$9,725.06)</b>   | <b>\$172,740.00</b>     |              |

**Proposed Accomplishments**

People (General) : 5,240

Total Population in Service Area: 6,660

Census Tract Percent Low / Mod: 49.17

**Annual Accomplishments**

**Years**      **Accomplishment Narrative**

**2020**      The activity was to reduce or eliminate architectural barriers in the public right-of-way in and around existing transit, public facilities and pathways. Construction began in September 2020, 60% of the project was completed by December 2020 and is scheduled to be completed by end of February 2021. New sidewalk, ADA and pedestrian activated crossing were constructed in two areas of Richland providing safe accessibility for disabled adults and elderly who have restricted mobility.

**2021**      Construction was completed in Dec. 2020, but due to delay of equipment parts physical construction was not completed until Nov. 15, 2021.

**# Benefiting**



U.S. Department of Housing and Urban Development  
 Office of Community Planning and Development  
 Integrated Disbursement and Information System  
 CDBG Activity Summary Report (GPR) for Program Year 2023  
 RICHLAND

Date: 22-Feb-2024  
 Time: 14:41  
 Page: 2

**PGM Year:** 2020  
**Project:** 0013 - CDBG-CV Public Service  
**IDIS Activity:** 1318 - CV-Emergency Grant Payment

**Status:** Completed 6/29/2023 12:00:00 AM  
**Location:** 625 Swift Blvd Richland, WA 99352-3500  
**Objective:** Create suitable living environments  
**Outcome:** Sustainability  
**Matrix Code:** Subsistence Payment (05Q) **National Objective:** LMC

**Activity to prevent, prepare for, and respond to Coronavirus:** Yes  
**Initial Funding Date:** 07/13/2020

**Description:**  
 Provide gap rent/utility assistance for up to 6 months for LM Income individuals and families who have been economically impacted by COVID-19 by keeping them housed.

|              | Fund Type    | Grant Year | Grant        | Funded Amount      | Drawn In Program Year | Drawn Thru Program Year |
|--------------|--------------|------------|--------------|--------------------|-----------------------|-------------------------|
| CDBG         | EN           | 2020       | B20MWW530002 | \$96,967.04        | \$12,054.61           | \$96,967.04             |
| <b>Total</b> | <b>Total</b> |            |              | <b>\$96,967.04</b> | <b>\$12,054.61</b>    | <b>\$96,967.04</b>      |

**Proposed Accomplishments**  
 People (General) : 17

**Actual Accomplishments**

**Number assisted:**

|  | Owner    |          | Renter   |          | Total    |          | Person    |          |
|--|----------|----------|----------|----------|----------|----------|-----------|----------|
|  | Total    | Hispanic | Total    | Hispanic | Total    | Hispanic | Total     | Hispanic |
| White:   | 0        | 0        | 0        | 0        | 0        | 0        | 10        | 6        |
| Black/African American:                                  | 0        | 0        | 0        | 0        | 0        | 0        | 1         | 0        |
| Asian:   | 0        | 0        | 0        | 0        | 0        | 0        | 1         | 0        |
| American Indian/Alaskan Native:                          | 0        | 0        | 0        | 0        | 0        | 0        | 0         | 0        |
| Native Hawaiian/Other Pacific Islander:                  | 0        | 0        | 0        | 0        | 0        | 0        | 0         | 0        |
| American Indian/Alaskan Native & White:                  | 0        | 0        | 0        | 0        | 0        | 0        | 0         | 0        |
| Asian White:   | 0        | 0        | 0        | 0        | 0        | 0        | 0         | 0        |
| Black/African American & White:                          | 0        | 0        | 0        | 0        | 0        | 0        | 0         | 0        |
| American Indian/Alaskan Native & Black/African American: | 0        | 0        | 0        | 0        | 0        | 0        | 0         | 0        |
| Other multi-racial:                                      | 0        | 0        | 0        | 0        | 0        | 0        | 0         | 0        |
| Asian/Pacific Islander:                                  | 0        | 0        | 0        | 0        | 0        | 0        | 0         | 0        |
| Hispanic:  | 0        | 0        | 0        | 0        | 0        | 0        | 0         | 0        |
| <b>Total:</b>  | <b>0</b> | <b>0</b> | <b>0</b> | <b>0</b> | <b>0</b> | <b>0</b> | <b>12</b> | <b>6</b> |





U.S. Department of Housing and Urban Development  
 Office of Community Planning and Development  
 Integrated Disbursement and Information System  
 CDBG Activity Summary Report (GPR) for Program Year 2023  
 RICHLAND

Date: 22-Feb-2024  
 Time: 14:41  
 Page: 3

Female-headed Households: 0 0 0

| Income Category: | Owner | Renter | Total | Person |
|------------------|-------|--------|-------|--------|
| Extremely Low    | 0     | 0      | 0     | 6      |
| Low Mod          | 0     | 0      | 0     | 2      |
| Moderate         | 0     | 0      | 0     | 4      |
| Non Low Moderate | 0     | 0      | 0     | 0      |
| Total            | 0     | 0      | 0     | 12     |
| Percent Low/Mod  |       |        |       | 100.0% |

**Annual Accomplishments**

| Years | Accomplishment Narrative | # Benefiting |
|-------|--------------------------|--------------|
|-------|--------------------------|--------------|

|      |  |  |
|------|--|--|
| 2020 | In response to the coronavirus pandemic, temporary emergency rent, mortgage and utility relief assistance was provided to eight recipients that had been financially impacted by the coronavirus pandemic. Mortgage assistance was provided to four beneficiaries with incomes at or below 80% AMI and four beneficiaries rental assistance with incomes above 60% AMI. In addition, natural gas utility assistance was provided to three beneficiaries. The non-profit administering the program provided \$6,757.53 in energy and emergency services utility assistance (CSBG Utilities) for beneficiaries receiving rental and mortgage assistance. |  |
|------|--|--|



U.S. Department of Housing and Urban Development  
 Office of Community Planning and Development  
 Integrated Disbursement and Information System  
 CDBG Activity Summary Report (GPR) for Program Year 2023  
 RICHLAND

Date: 22-Feb-2024  
 Time: 14:41  
 Page: 4

**PGM Year:** 2020  
**Project:** 0014 - CDBG-CV Admin  
**IDIS Activity:** 1321 - CDBG-CV Administration  
**Status:** Completed 3/7/2023 12:00:00 AM  
**Location:** ,  
**Objective:**  
**Outcome:**  
**Matrix Code:** General Program Administration (21A) **National Objective:**

**Activity to prevent, prepare for, and respond to Coronavirus:** Yes  
**Initial Funding Date:** 07/13/2020  
**Description:**  
 support administration, management and monitoring.  
**Financing**

|              | Fund Type    | Grant Year | Grant        | Funded Amount      | Drawn In Program Year | Drawn Thru Program Year |
|--------------|--------------|------------|--------------|--------------------|-----------------------|-------------------------|
| CDBG         | EN           | 2020       | B20MWW530002 | \$34,971.17        | \$0.00                | \$34,971.17             |
| <b>Total</b> | <b>Total</b> |            |              | <b>\$34,971.17</b> | <b>\$0.00</b>         | <b>\$34,971.17</b>      |

**Proposed Accomplishments**

**Number assisted:**

|  | Owner    | Renter   | Total    | Person   |
|--|----------|----------|----------|----------|
|  | Total    | Hispanic | Total    | Hispanic |
| White:   | 0        | 0        | 0        | 0        |
| Black/African American:                                  | 0        | 0        | 0        | 0        |
| Asian:   | 0        | 0        | 0        | 0        |
| American Indian/Alaskan Native:                          | 0        | 0        | 0        | 0        |
| Native Hawaiian/Other Pacific Islander:                  | 0        | 0        | 0        | 0        |
| American Indian/Alaskan Native & White:                  | 0        | 0        | 0        | 0        |
| Asian White:   | 0        | 0        | 0        | 0        |
| Black/African American & White:                          | 0        | 0        | 0        | 0        |
| American Indian/Alaskan Native & Black/African American: | 0        | 0        | 0        | 0        |
| Other multi-racial:                                      | 0        | 0        | 0        | 0        |
| Asian/Pacific Islander:                                  | 0        | 0        | 0        | 0        |
| Hispanic:  | 0        | 0        | 0        | 0        |
| <b>Total:</b>  | <b>0</b> | <b>0</b> | <b>0</b> | <b>0</b> |

Female-headed Households: .....  
 PR03 - RICHLAND .....  
 Page: 4 of 44 .....



U.S. Department of Housing and Urban Development  
Office of Community Planning and Development  
Integrated Disbursement and Information System  
CDBG Activity Summary Report (GPR) for Program Year 2023  
RICHLAND

Date: 22-Feb-2024  
Time: 14:41  
Page: 5

**Income Category:**

|                  | Owner | Renter | Total | Person |
|------------------|-------|--------|-------|--------|
| Extremely Low    |       |        | 0     |        |
| Low Mod          |       |        | 0     |        |
| Moderate         |       |        | 0     |        |
| Non Low Moderate |       |        | 0     |        |
| Total            | 0     | 0      | 0     | 0      |
| Percent Low/Mod  |       |        |       |        |

**Annual Accomplishments**  
No data returned for this view. This might be because the applied filter excludes all data.



U.S. Department of Housing and Urban Development  
 Office of Community Planning and Development  
 Integrated Disbursement and Information System  
 CDBG Activity Summary Report (GPR) for Program Year 2023  
 RICHLAND

Date: 22-Feb-2024  
 Time: 14:41  
 Page: 6

**PGM Year:** 2020

**Project:** 0001 - CDBG Planning & Administration

**IDIS Activity:** 1322 - Admin

**Status:** Open

**Location:** ,

**Objective:**

**Outcome:**

**Matrix Code:** General Program Administration (21A)

**National Objective:**

**Activity to prevent, prepare for, and respond to Coronavirus:** No

**Initial Funding Date:** 08/13/2020

**Description:**

Plan, administer and deliver housing and community development program to ensure compliance with local, state, and federal rules, regulations and laws, and provide for the success of programs to benefit low and moderate income people.

**Financing**

|              | Fund Type    | Grant Year | Grant       | Funded Amount      |          | Drawn In Program Year |          | Drawn Thru Program Year |          |
|--------------|--------------|------------|-------------|--------------------|----------|-----------------------|----------|-------------------------|----------|
|              |              |            |             | Total              | Hispanic | Total                 | Hispanic | Total                   | Hispanic |
| CDBG         | EN           | 2020       | B20MCS30002 | \$61,032.00        |          | \$21,195.42           |          | \$61,032.00             |          |
|              | PI           |            |             | \$15,516.24        |          | \$0.00                |          | \$15,516.24             |          |
| <b>Total</b> | <b>Total</b> |            |             | <b>\$76,548.24</b> |          | <b>\$21,195.42</b>    |          | <b>\$76,548.24</b>      |          |

**Proposed Accomplishments**

**Actual Accomplishments**

**Number assisted:**

|  | Owner | Renter   | Total | Person   |
|--|-------|----------|-------|----------|
|  | Total | Hispanic | Total | Hispanic |
| White:   | 0     | 0        | 0     | 0        |
| Black/African American:                                  | 0     | 0        | 0     | 0        |
| Asian:   | 0     | 0        | 0     | 0        |
| American Indian/Alaskan Native:                          | 0     | 0        | 0     | 0        |
| Native Hawaiian/Other Pacific Islander:                  | 0     | 0        | 0     | 0        |
| American Indian/Alaskan Native & White:                  | 0     | 0        | 0     | 0        |
| Asian White:   | 0     | 0        | 0     | 0        |
| Black/African American & White:                          | 0     | 0        | 0     | 0        |
| American Indian/Alaskan Native & Black/African American: | 0     | 0        | 0     | 0        |
| Other multi-racial:                                      | 0     | 0        | 0     | 0        |
| Asian/Pacific Islander:                                  | 0     | 0        | 0     | 0        |
| Hispanic:  | 0     | 0        | 0     | 0        |



U.S. Department of Housing and Urban Development  
Office of Community Planning and Development  
Integrated Disbursement and Information System  
CDBG Activity Summary Report (GPR) for Program Year 2023  
RICHLAND

Date: 22-Feb-2024  
Time: 14:41  
Page: 7

**Total:** 0 0 0 0 0 0 0 0 0

Female-headed Households: 0

| Income Category: | Owner | Renter | Total | Person |
|------------------|-------|--------|-------|--------|
| Extremely Low    | 0     | 0      | 0     | 0      |
| Low Mod          | 0     | 0      | 0     | 0      |
| Moderate         | 0     | 0      | 0     | 0      |
| Non Low Moderate | 0     | 0      | 0     | 0      |
| Total            | 0     | 0      | 0     | 0      |
| Percent Low/Mod  | 0     | 0      | 0     | 0      |

**Annual Accomplishments**

No data returned for this view. This might be because the applied filter excludes all data.



U.S. Department of Housing and Urban Development  
 Office of Community Planning and Development  
 Integrated Disbursement and Information System  
 CDBG Activity Summary Report (GPR) for Program Year 2023  
 RICHLAND

Date: 22-Feb-2024  
 Time: 14:41  
 Page: 8

PGM Year: 2020

Project: 0015 - ED - Small Business Stabilization Program

IDIS Activity: 1338 - Microbusiness Assistance Program

Status: Completed 3/7/2023 12:00:00 AM

Location: 45 SW Ankeny St Portland, OR 97204-3500

Objective: Create economic opportunities  
 Outcome: Sustainability  
 Matrix Code: Micro-Enterprise Assistance (18C)

National Objective: LMCMC

Activity to prevent, prepare for, and respond to Coronavirus: Yes

Initial Funding Date: 03/02/2021

Description:

Provide up to \$7,500 in grant funds to micro businesses that have been negatively impacted by COVID-19

Financing

|              | Fund Type    | Grant Year | Grant       | Funded Amount       | Drawn In Program Year |               | Drawn Thru Program Year |                     |
|--------------|--------------|------------|-------------|---------------------|-----------------------|---------------|-------------------------|---------------------|
|              |              |            |             |                     | Total                 | Hispanic      | Total                   | Hispanic            |
| CDBG         | EN           | 2020       | B20MWS30002 | \$87,227.72         |                       | \$0.00        |                         | \$87,227.72         |
|              | RL           |            |             | \$40,000.00         |                       | \$0.00        |                         | \$40,000.00         |
| <b>Total</b> | <b>Total</b> |            |             | <b>\$127,227.72</b> |                       | <b>\$0.00</b> |                         | <b>\$127,227.72</b> |

Proposed Accomplishments

Businesses : 48

Actual Accomplishments

Number assisted:

|  | Total | Owner |          | Renter |          | Total |          | Person |          |
|--|-------|-------|----------|--------|----------|-------|----------|--------|----------|
|  |       | Total | Hispanic | Total  | Hispanic | Total | Hispanic | Total  | Hispanic |
| White:   | 0     | 0     | 0        | 0      | 0        | 0     | 0        | 14     | 1        |
| Black/African American:                                  | 0     | 0     | 0        | 0      | 0        | 0     | 0        | 0      | 0        |
| Asian:   | 0     | 0     | 0        | 0      | 0        | 0     | 0        | 2      | 0        |
| American Indian/Alaskan Native:                          | 0     | 0     | 0        | 0      | 0        | 0     | 0        | 0      | 0        |
| Native Hawaiian/Other Pacific Islander:                  | 0     | 0     | 0        | 0      | 0        | 0     | 0        | 0      | 0        |
| American Indian/Alaskan Native & White:                  | 0     | 0     | 0        | 0      | 0        | 0     | 0        | 1      | 0        |
| Asian White:   | 0     | 0     | 0        | 0      | 0        | 0     | 0        | 0      | 0        |
| Black/African American & White:                          | 0     | 0     | 0        | 0      | 0        | 0     | 0        | 0      | 0        |
| American Indian/Alaskan Native & Black/African American: | 0     | 0     | 0        | 0      | 0        | 0     | 0        | 0      | 0        |
| Other multi-racial:                                      | 0     | 0     | 0        | 0      | 0        | 0     | 0        | 0      | 0        |
| Asian/Pacific Islander:                                  | 0     | 0     | 0        | 0      | 0        | 0     | 0        | 0      | 0        |
| Hispanic:  | 0     | 0     | 0        | 0      | 0        | 0     | 0        | 0      | 0        |



U.S. Department of Housing and Urban Development  
 Office of Community Planning and Development  
 Integrated Disbursement and Information System  
 CDBG Activity Summary Report (GPR) for Program Year 2023  
 RICHLAND

Date: 22-Feb-2024  
 Time: 14:41  
 Page: 9

**Total:** 0 0 0 0 0 0 0 0 0 0 17 1  
 Female-headed Households: 0 0 0 0 0 0 0 0 0 0 17 1

| Income Category: | Owner | Renter | Total | Person |
|------------------|-------|--------|-------|--------|
| Extremely Low    | 0     | 0      | 0     | 1      |
| Low Mod          | 0     | 0      | 0     | 10     |
| Moderate         | 0     | 0      | 0     | 6      |
| Non Low Moderate | 0     | 0      | 0     | 0      |
| Total            | 0     | 0      | 0     | 17     |
| Percent Low/Mod  |       |        |       | 100.0% |

**Annual Accomplishments** **# Benefiting**

| Years | Accomplishment Narrative  |
|-------|---|
| 2021  | <p>The business relief grant program launched on March 1, 2021. It was anticipated \$210,000 would be provided to forty-seven businesses in an effort to retain jobs and stabilize local businesses experiencing a financial hardship from the COVID-19 pandemic.</p> <p>Extensive partner promotional marketing and communications was done. Outreach was also conducted to local Richland groups via social media and radio interview with Hispanic Chamber of Commerce. A total of 36 business applications were received, one duplicate, seventeen disqualified due to location, over income, business unable to show loss of income or not in business long enough. A total of \$95,000 in grant assistance was provided to seventeen micro businesses and one small business. Grant funds were for the use of operating capital for leasing and insurance, staff salaries, PPE, marketing and supplies.</p> |



U.S. Department of Housing and Urban Development  
 Office of Community Planning and Development  
 Integrated Disbursement and Information System  
 CDBG Activity Summary Report (GPR) for Program Year 2023  
 RICHLAND

Date: 22-Feb-2024  
 Time: 14:41  
 Page: 10

PGM Year: 2021

Project: 0001 - CDBG Planning & Administration

IDIS Activity: 1351 - Admin and Planning

Status: Open

Location:

Objective:

Outcome:

Matrix Code: General Program Administration (21A)

National Objective:

Activity to prevent, prepare for, and respond to Coronavirus: No

Initial Funding Date: 10/12/2021

**Description:**

20% set aside of 2021 grant for planning and admin to carry out the AAP.  
 20% PI will also be captures during 2021.

**Financing**

|              | Fund Type    | Grant Year | Grant       | Funded Amount      | Drawn In Program Year |          | Drawn Thru Program Year |
|--------------|--------------|------------|-------------|--------------------|-----------------------|----------|-------------------------|
|              |              |            |             |                    | Total                 | Hispanic |                         |
| CDBG         | EN           | 2021       | B21MC530002 | \$58,766.60        |                       |          | \$58,766.60             |
|              | PI           |            |             | \$3,916.40         |                       |          | \$3,916.40              |
| <b>Total</b> | <b>Total</b> |            |             | <b>\$62,683.00</b> |                       |          | <b>\$6,036.29</b>       |

**Proposed Accomplishments**

**Actual Accomplishments**

**Number assisted:**

|  | Owner |          | Renter |          | Total |          | Person |          |
|--|-------|----------|--------|----------|-------|----------|--------|----------|
|  | Total | Hispanic | Total  | Hispanic | Total | Hispanic | Total  | Hispanic |
| White:   | 0     | 0        | 0      | 0        | 0     | 0        | 0      | 0        |
| Black/African American:                                  | 0     | 0        | 0      | 0        | 0     | 0        | 0      | 0        |
| Asian:   | 0     | 0        | 0      | 0        | 0     | 0        | 0      | 0        |
| American Indian/Alaskan Native:                          | 0     | 0        | 0      | 0        | 0     | 0        | 0      | 0        |
| Native Hawaiian/Other Pacific Islander:                  | 0     | 0        | 0      | 0        | 0     | 0        | 0      | 0        |
| American Indian/Alaskan Native & White:                  | 0     | 0        | 0      | 0        | 0     | 0        | 0      | 0        |
| Asian White:   | 0     | 0        | 0      | 0        | 0     | 0        | 0      | 0        |
| Black/African American & White:                          | 0     | 0        | 0      | 0        | 0     | 0        | 0      | 0        |
| American Indian/Alaskan Native & Black/African American: | 0     | 0        | 0      | 0        | 0     | 0        | 0      | 0        |
| Other multi-racial:                                      | 0     | 0        | 0      | 0        | 0     | 0        | 0      | 0        |
| Asian/Pacific Islander:                                  | 0     | 0        | 0      | 0        | 0     | 0        | 0      | 0        |
| Hispanic:  | 0     | 0        | 0      | 0        | 0     | 0        | 0      | 0        |





U.S. Department of Housing and Urban Development  
 Office of Community Planning and Development  
 Integrated Disbursement and Information System  
 CDBG Activity Summary Report (GPR) for Program Year 2023  
 RICHLAND

Date: 22-Feb-2024  
 Time: 14:41  
 Page: 11

**Total:** 0 0 0 0 0 0 0 0 0

**Female-headed Households:** 0

| Income Category: | Owner | Renter | Total | Person |
|------------------|-------|--------|-------|--------|
| Extremely Low    | 0     | 0      | 0     | 0      |
| Low Mod          | 0     | 0      | 0     | 0      |
| Moderate         | 0     | 0      | 0     | 0      |
| Non Low Moderate | 0     | 0      | 0     | 0      |
| Total            | 0     | 0      | 0     | 0      |
| Percent Low/Mod  |       |        |       |        |

**Annual Accomplishments**  
 No data returned for this view. This might be because the applied filter excludes all data.



U.S. Department of Housing and Urban Development  
 Office of Community Planning and Development  
 Integrated Disbursement and Information System  
 CDBG Activity Summary Report (GPR) for Program Year 2023  
 RICHLAND

Date: 22-Feb-2024  
 Time: 14:41  
 Page: 12

**PGM Year:** 2022  
**Project:** 0002 - Public Facilities and Improvements  
**IDIS Activity:** 1354 - Re-Roof DVS Shelter

**Status:** Completed 7/20/2023 12:00:00 AM  
**Location:** Address Suppressed  
**Objective:** Create suitable living environments  
**Outcome:** Availability/accessibility  
**Matrix Code:** Homeless Facilities (not operating costs) (03C)  
**National Objective:** LMC

**Activity to prevent, prepare for, and respond to Coronavirus:** No  
**Initial Funding Date:** 06/26/2023  
**Description:**  
 Provide grant for the re-roof of the DVS Shelter.  
**Financing**

| Fund Type    | Grant Year   | Grant | Funded Amount      | Drawn In Program Year | Drawn Thru Program Year |
|--------------|--------------|-------|--------------------|-----------------------|-------------------------|
| CDBG         | PI           |       | \$14,200.00        | \$14,200.00           | \$14,200.00             |
| <b>Total</b> | <b>Total</b> |       | <b>\$14,200.00</b> | <b>\$14,200.00</b>    | <b>\$14,200.00</b>      |

**Proposed Accomplishments**  
 Public Facilities : 268

**Actual Accomplishments**

| Number assisted:   | Owner    |          | Renter   |          | Total    |          | Person     |          |
|--|----------|----------|----------|----------|----------|----------|------------|----------|
|  | Total    | Hispanic | Total    | Hispanic | Total    | Hispanic | Total      | Hispanic |
| White:   | 0        | 0        | 0        | 0        | 0        | 0        | 122        | 0        |
| Black/African American:                                  | 0        | 0        | 0        | 0        | 0        | 0        | 6          | 0        |
| Asian:   | 0        | 0        | 0        | 0        | 0        | 0        | 0          | 0        |
| American Indian/Alaskan Native:                          | 0        | 0        | 0        | 0        | 0        | 0        | 0          | 0        |
| Native Hawaiian/Other Pacific Islander:                  | 0        | 0        | 0        | 0        | 0        | 0        | 2          | 0        |
| American Indian/Alaskan Native & White:                  | 0        | 0        | 0        | 0        | 0        | 0        | 14         | 0        |
| Asian White:   | 0        | 0        | 0        | 0        | 0        | 0        | 0          | 0        |
| Black/African American & White:                          | 0        | 0        | 0        | 0        | 0        | 0        | 0          | 0        |
| American Indian/Alaskan Native & Black/African American: | 0        | 0        | 0        | 0        | 0        | 0        | 0          | 0        |
| Other multi-racial:                                      | 0        | 0        | 0        | 0        | 0        | 0        | 159        | 0        |
| Asian/Pacific Islander:                                  | 0        | 0        | 0        | 0        | 0        | 0        | 0          | 0        |
| Hispanic:  | 0        | 0        | 0        | 0        | 0        | 0        | 0          | 0        |
| <b>Total:</b>  | <b>0</b> | <b>0</b> | <b>0</b> | <b>0</b> | <b>0</b> | <b>0</b> | <b>303</b> | <b>0</b> |



U.S. Department of Housing and Urban Development  
 Office of Community Planning and Development  
 Integrated Disbursement and Information System  
 CDBG Activity Summary Report (GPR) for Program Year 2023  
 RICHLAND

Date: 22-Feb-2024  
 Time: 14:41  
 Page: 13

Female-headed Households: 0 0 0

| Income Category: | Owner | Renter | Total | Person |
|------------------|-------|--------|-------|--------|
| Extremely Low    | 0     | 0      | 0     | 0      |
| Low Mod          | 0     | 0      | 0     | 303    |
| Moderate         | 0     | 0      | 0     | 0      |
| Non Low Moderate | 0     | 0      | 0     | 0      |
| Total            | 0     | 0      | 0     | 303    |
| Percent Low/Mod  |       |        |       | 100.0% |

| Years | Accomplishment Narrative   | # Benefiting |
|-------|--|--------------|
| 2022  | This project was delayed due to shortage of labor and inclement weather. It was further delayed as a roofer did not have the SAM certification. The contract was extended to 6/30/23 and has been completed. |              |



U.S. Department of Housing and Urban Development  
 Office of Community Planning and Development  
 Integrated Disbursement and Information System  
 CDBG Activity Summary Report (GPR) for Program Year 2023  
 RICHLAND

Date: 22-Feb-2024  
 Time: 14:41  
 Page: 14

**PGM Year:** 2022  
**Project:** 0002 - Public Facilities and Improvements  
**IDIS Activity:** 1355 - Parks - Removal of Material and Architectural Barriers

**Status:** Canceled 3/2/2023 1:03:59 PM  
**Location:** 625 Swift Blvd Richland, WA 99352-3500  
**Objective:** Create suitable living environments  
**Outcome:** Availability/accessibility  
**Matrix Code:** Sidewalks (03L)  
**National Objective:** LMC

**Activity to prevent, prepare for, and respond to Coronavirus:** No  
**Initial Funding Date:** 10/17/2022

**Description:** Reduce barriers with the improvement of sidewalks and accessibility to access services, public facilities and transit system for elderly, disabled and all pedestrians at intersections within city limits.  
**Financing**

No data returned for this view. This might be because the applied filter excludes all data.

**Proposed Accomplishments**

Public Facilities : 7,001

**Actual Accomplishments**

Number assisted:

|  | Owner |          | Renter |          | Total |          | Person |          |
|--|-------|----------|--------|----------|-------|----------|--------|----------|
|  | Total | Hispanic | Total  | Hispanic | Total | Hispanic | Total  | Hispanic |
| White:   | 0     | 0        | 0      | 0        | 0     | 0        | 0      | 0        |
| Black/African American:                                  | 0     | 0        | 0      | 0        | 0     | 0        | 0      | 0        |
| Asian:   | 0     | 0        | 0      | 0        | 0     | 0        | 0      | 0        |
| American Indian/Alaskan Native:                          | 0     | 0        | 0      | 0        | 0     | 0        | 0      | 0        |
| Native Hawaiian/Other Pacific Islander:                  | 0     | 0        | 0      | 0        | 0     | 0        | 0      | 0        |
| American Indian/Alaskan Native & White:                  | 0     | 0        | 0      | 0        | 0     | 0        | 0      | 0        |
| Asian White:   | 0     | 0        | 0      | 0        | 0     | 0        | 0      | 0        |
| Black/African American & White:                          | 0     | 0        | 0      | 0        | 0     | 0        | 0      | 0        |
| American Indian/Alaskan Native & Black/African American: | 0     | 0        | 0      | 0        | 0     | 0        | 0      | 0        |



U.S. Department of Housing and Urban Development  
 Office of Community Planning and Development  
 Integrated Disbursement and Information System  
 CDBG Activity Summary Report (GPR) for Program Year 2023  
 RICHLAND

Date: 22-Feb-2024  
 Time: 14:41  
 Page: 15

|                           |          |          |          |          |          |          |          |          |          |
|---------------------------|----------|----------|----------|----------|----------|----------|----------|----------|----------|
| Other multi-racial:       | 0        | 0        | 0        | 0        | 0        | 0        | 0        | 0        | 0        |
| Asian/Pacific Islander:   | 0        | 0        | 0        | 0        | 0        | 0        | 0        | 0        | 0        |
| Hispanic:                 | 0        | 0        | 0        | 0        | 0        | 0        | 0        | 0        | 0        |
| <b>Total:</b>             | <b>0</b> | <b>0</b> | <b>0</b> | <b>0</b> | <b>0</b> | <b>0</b> | <b>0</b> | <b>0</b> | <b>0</b> |
| Female-headed Households: | 0        | 0        | 0        | 0        | 0        | 0        | 0        | 0        | 0        |

| <i>Income Category:</i> | <b>Owner</b> | <b>Renter</b> | <b>Total</b> | <b>Person</b> | <b># Benefiting</b> |
|-------------------------|--------------|---------------|--------------|---------------|---------------------|
| Extremely Low           | 0            | 0             | 0            | 0             |                     |
| Low Mod                 | 0            | 0             | 0            | 0             |                     |
| Moderate                | 0            | 0             | 0            | 0             |                     |
| Non Low Moderate        | 0            | 0             | 0            | 0             |                     |
| <b>Total</b>            | <b>0</b>     | <b>0</b>      | <b>0</b>     | <b>0</b>      |                     |
| Percent Low/Mod         |              |               |              |               |                     |

**Annual Accomplishments**

| <b>Years</b> | <b>Accomplishment Narrative</b>   | <b># Benefiting</b> |
|--------------|---|---------------------|
| 2022         | This project was delayed in 2022 due to staffing change and shortage of labor and materials. The contract has been extended to 6/30/2023. |                     |



U.S. Department of Housing and Urban Development  
 Office of Community Planning and Development  
 Integrated Disbursement and Information System  
 CDBG Activity Summary Report (GPR) for Program Year 2023  
 RICHLAND

Date: 22-Feb-2024  
 Time: 14:41  
 Page: 16

**PGM Year:** 2022

**Project:** 0002 - Public Facilities and Improvements

**IDIS Activity:** 1356 - Public Works - Material and Architectural Barrier Removal w/ADA improvements

**Status:** Completed 9/28/2023 12:00:00 AM

**Location:** 625 Swift Blvd Richland, WA 99352-3500

**Objective:** Create suitable living environments  
**Outcome:** Availability/accessibility  
**Matrix Code:** Sidewalks (03L)

**National Objective:** LMC

**Activity to prevent, prepare for, and respond to Coronavirus:** No

**Initial Funding Date:** 10/18/2022

**Description:**

Reduce barriers with ADA improvement for seniors and disabled adults for improved access neighborhood parks.

**Financing**

| Fund Type    | Grant Year   | Grant | Funded Amount |                     | Drawn In Program Year |               | Drawn Thru Program Year |          |
|--------------|--------------|-------|---------------|---------------------|-----------------------|---------------|-------------------------|----------|
|              |              |       | Total         | Hispanic            | Total                 | Hispanic      | Total                   | Hispanic |
| CDBG         | EN           | 2020  | B20MCS30002   | \$65,156.29         | 0                     | \$0.00        | 2,346                   | 241      |
|              |              | 2022  | B22MCS30002   | \$38,664.57         | 0                     | \$0.00        | 111                     | 0        |
| <b>Total</b> | <b>Total</b> |       |               | <b>\$103,820.86</b> | <b>0</b>              | <b>\$0.00</b> |                         |          |

**Proposed Accomplishments**

Public Facilities : 2,720

**Actual Accomplishments**

Number assisted:

|  | Owner |          | Renter |          | Total |          | Person |          |
|--|-------|----------|--------|----------|-------|----------|--------|----------|
|  | Total | Hispanic | Total  | Hispanic | Total | Hispanic | Total  | Hispanic |
| White:   | 0     | 0        | 0      | 0        | 0     | 0        | 2,346  | 241      |
| Black/African American:                                  | 0     | 0        | 0      | 0        | 0     | 0        | 206    | 0        |
| Asian:   | 0     | 0        | 0      | 0        | 0     | 0        | 111    | 0        |
| American Indian/Alaskan Native:                          | 0     | 0        | 0      | 0        | 0     | 0        | 0      | 0        |
| Native Hawaiian/Other Pacific Islander:                  | 0     | 0        | 0      | 0        | 0     | 0        | 0      | 0        |
| American Indian/Alaskan Native & White:                  | 0     | 0        | 0      | 0        | 0     | 0        | 57     | 0        |
| Asian White:   | 0     | 0        | 0      | 0        | 0     | 0        | 0      | 0        |
| Black/African American & White:                          | 0     | 0        | 0      | 0        | 0     | 0        | 0      | 0        |
| American Indian/Alaskan Native & Black/African American: | 0     | 0        | 0      | 0        | 0     | 0        | 0      | 0        |
| Other multi-racial:                                      | 0     | 0        | 0      | 0        | 0     | 0        | 0      | 0        |
| Asian/Pacific Islander:                                  | 0     | 0        | 0      | 0        | 0     | 0        | 0      | 0        |
| Hispanic:  | 0     | 0        | 0      | 0        | 0     | 0        | 0      | 0        |



U.S. Department of Housing and Urban Development  
 Office of Community Planning and Development  
 Integrated Disbursement and Information System  
 CDBG Activity Summary Report (GPR) for Program Year 2023  
 RICHLAND

Date: 22-Feb-2024  
 Time: 14:41  
 Page: 17

|                           |              |               |              |               |   |   |   |   |       |     |
|---------------------------|--------------|---------------|--------------|---------------|---|---|---|---|-------|-----|
| <b>Total:</b>             |              | 0             | 0            | 0             | 0 | 0 | 0 | 0 | 2,720 | 241 |
| Female-headed Households: |              | 0             |              |               |   |   |   |   |       |     |
| <i>Income Category:</i>   | <b>Owner</b> | <b>Renter</b> | <b>Total</b> | <b>Person</b> |   |   |   |   |       |     |
| Extremely Low             | 0            | 0             | 0            | 0             |   |   |   |   |       |     |
| Low Mod                   | 0            | 0             | 0            | 2,720         |   |   |   |   |       |     |
| Moderate                  | 0            | 0             | 0            | 0             |   |   |   |   |       |     |
| Non Low Moderate          | 0            | 0             | 0            | 0             |   |   |   |   |       |     |
| Total                     | 0            | 0             | 0            | 2,720         |   |   |   |   |       |     |
| Percent Low/Mod           |              |               |              | 100.0%        |   |   |   |   |       |     |

**Annual Accomplishments**

**Years**      **Accomplishment Narrative**

2022      This project is near completion, however the contract was extended until 6/30/2023 due to shortage of labor and materials.

**# Benefiting**



U.S. Department of Housing and Urban Development  
 Office of Community Planning and Development  
 Integrated Disbursement and Information System  
 CDBG Activity Summary Report (GPR) for Program Year 2023  
 RICHLAND

Date: 22-Feb-2024  
 Time: 14:41  
 Page: 18

**PGM Year:** 2022  
**Project:** 0003 - Public Service  
**IDIS Activity:** 1357 - Therapeutic Recreational Services

**Status:** Completed 1/16/2023 12:00:00 AM  
**Location:** 1455 Fowler St Richland, WA 99352-4717  
**Objective:** Create suitable living environments  
**Outcome:** Sustainability  
**Matrix Code:** Services for Persons with Disabilities (05B)  
**National Objective:** LMC

**Activity to prevent, prepare for, and respond to Coronavirus:** No  
**Initial Funding Date:** 10/17/2022

**Description:**  
 Provide therapeutic recreational services for disabled adults through participation in social recreational opportunities.

|              | Fund Type    | Grant Year | Grant       | Funded Amount      | Drawn In Program Year | Drawn Thru Program Year |
|--------------|--------------|------------|-------------|--------------------|-----------------------|-------------------------|
| CDBG         | EN           | 2022       | B22MC530002 | \$10,090.00        | \$0.00                | \$10,090.00             |
| <b>Total</b> | <b>Total</b> |            |             | <b>\$10,090.00</b> | <b>\$0.00</b>         | <b>\$10,090.00</b>      |

**Proposed Accomplishments**  
 People (General) : 26

**Actual Accomplishments**  
 Number assisted:

|  | Owner    |          | Renter   |          | Total    |          | Person    |          |
|--|----------|----------|----------|----------|----------|----------|-----------|----------|
|  | Total    | Hispanic | Total    | Hispanic | Total    | Hispanic | Total     | Hispanic |
| White:   | 0        | 0        | 0        | 0        | 0        | 0        | 30        | 2        |
| Black/African American:                                  | 0        | 0        | 0        | 0        | 0        | 0        | 0         | 0        |
| Asian:   | 0        | 0        | 0        | 0        | 0        | 0        | 0         | 0        |
| American Indian/Alaskan Native:                          | 0        | 0        | 0        | 0        | 0        | 0        | 0         | 0        |
| Native Hawaiian/Other Pacific Islander:                  | 0        | 0        | 0        | 0        | 0        | 0        | 0         | 0        |
| American Indian/Alaskan Native & White:                  | 0        | 0        | 0        | 0        | 0        | 0        | 0         | 0        |
| Asian White:   | 0        | 0        | 0        | 0        | 0        | 0        | 0         | 0        |
| Black/African American & White:                          | 0        | 0        | 0        | 0        | 0        | 0        | 0         | 0        |
| American Indian/Alaskan Native & Black/African American: | 0        | 0        | 0        | 0        | 0        | 0        | 0         | 0        |
| Other multi-racial:                                      | 0        | 0        | 0        | 0        | 0        | 0        | 0         | 0        |
| Asian/Pacific Islander:                                  | 0        | 0        | 0        | 0        | 0        | 0        | 0         | 0        |
| Hispanic:  | 0        | 0        | 0        | 0        | 0        | 0        | 0         | 0        |
| <b>Total:</b>  | <b>0</b> | <b>0</b> | <b>0</b> | <b>0</b> | <b>0</b> | <b>0</b> | <b>30</b> | <b>2</b> |





U.S. Department of Housing and Urban Development  
 Office of Community Planning and Development  
 Integrated Disbursement and Information System  
 CDBG Activity Summary Report (GPR) for Program Year 2023  
 RICHLAND

Date: 22-Feb-2024  
 Time: 14:41  
 Page: 19

Female-headed Households: 0 0 0

| Income Category: | Owner | Renter | Total | Person |
|------------------|-------|--------|-------|--------|
| Extremely Low    | 0     | 0      | 0     | 30     |
| Low Mod          | 0     | 0      | 0     | 0      |
| Moderate         | 0     | 0      | 0     | 0      |
| Non Low Moderate | 0     | 0      | 0     | 0      |
| Total            | 0     | 0      | 0     | 30     |
| Percent Low/Mod  |       |        |       | 100.0% |

**Annual Accomplishments**

| Years | Accomplishment Narrative                              | # Benefiting |
|-------|---|--------------|
| 2022  | 30 scholarships provided to persons with a disability |              |



U.S. Department of Housing and Urban Development  
 Office of Community Planning and Development  
 Integrated Disbursement and Information System  
 CDBG Activity Summary Report (GPR) for Program Year 2023  
 RICHLAND

Date: 22-Feb-2024  
 Time: 14:41  
 Page: 20

**PGM Year:** 2022  
**Project:** 0003 - Public Service  
**IDIS Activity:** 1358 - Outreach Troops/Pathfinders

**Status:** Completed 1/27/2023 12:00:00 AM  
**Location:** 1404 N Ash St Spokane, WA 99201-2806  
**Objective:** Create suitable living environments  
**Outcome:** Sustainability  
**Matrix Code:** Child Care Services (05L)  
**National Objective:** LMC

**Activity to prevent, prepare for, and respond to Coronavirus:** No  
**Initial Funding Date:** 01/23/2023

**Description:** Conduct outreach for elementary after school girl scout troop opportunities for low-income families/students.  
**Financing**

|              | Fund Type    | Grant Year | Grant       | Funded Amount     | Drawn In Program Year | Drawn Thru Program Year |
|--------------|--------------|------------|-------------|-------------------|-----------------------|-------------------------|
| CDBG         | EN           | 2020       | B20MCS30002 | \$1,987.00        | \$0.00                | \$1,987.00              |
| <b>Total</b> | <b>Total</b> |            |             | <b>\$1,987.00</b> | <b>\$0.00</b>         | <b>\$1,987.00</b>       |

**Proposed Accomplishments**

People (General) : 15

**Actual Accomplishments**

Number assisted:

|  | Owner    |          | Renter   |          | Total    |          | Person   |          |
|--|----------|----------|----------|----------|----------|----------|----------|----------|
|  | Total    | Hispanic | Total    | Hispanic | Total    | Hispanic | Total    | Hispanic |
| White:   | 0        | 0        | 0        | 0        | 0        | 0        | 6        | 2        |
| Black/African American:                                  | 0        | 0        | 0        | 0        | 0        | 0        | 1        | 0        |
| Asian:   | 0        | 0        | 0        | 0        | 0        | 0        | 0        | 0        |
| American Indian/Alaskan Native:                          | 0        | 0        | 0        | 0        | 0        | 0        | 0        | 0        |
| Native Hawaiian/Other Pacific Islander:                  | 0        | 0        | 0        | 0        | 0        | 0        | 0        | 0        |
| American Indian/Alaskan Native & White:                  | 0        | 0        | 0        | 0        | 0        | 0        | 0        | 0        |
| Asian White:   | 0        | 0        | 0        | 0        | 0        | 0        | 0        | 0        |
| Black/African American & White:                          | 0        | 0        | 0        | 0        | 0        | 0        | 0        | 0        |
| American Indian/Alaskan Native & Black/African American: | 0        | 0        | 0        | 0        | 0        | 0        | 0        | 0        |
| Other multi-racial:                                      | 0        | 0        | 0        | 0        | 0        | 0        | 0        | 0        |
| Asian/Pacific Islander:                                  | 0        | 0        | 0        | 0        | 0        | 0        | 0        | 0        |
| Hispanic:  | 0        | 0        | 0        | 0        | 0        | 0        | 0        | 0        |
| <b>Total:</b>  | <b>0</b> | <b>0</b> | <b>0</b> | <b>0</b> | <b>0</b> | <b>0</b> | <b>7</b> | <b>2</b> |



U.S. Department of Housing and Urban Development  
 Office of Community Planning and Development  
 Integrated Disbursement and Information System  
 CDBG Activity Summary Report (GPR) for Program Year 2023  
 RICHLAND

Date: 22-Feb-2024  
 Time: 14:41  
 Page: 21

Female-headed Households: 0 0 0

| Income Category: | Owner | Renter | Total | Person |
|------------------|-------|--------|-------|--------|
| Extremely Low    | 0     | 0      | 0     | 0      |
| Low Mod          | 0     | 0      | 0     | 4      |
| Moderate         | 0     | 0      | 0     | 2      |
| Non Low Moderate | 0     | 0      | 0     | 1      |
| Total            | 0     | 0      | 0     | 7      |
| Percent Low/Mod  |       |        |       | 85.7%  |

**Annual Accomplishments**

| Years | Accomplishment Narrative  | # Benefiting |
|-------|---|--------------|
| 2022  | Quarter 1 - 2 approved based on documentation received<br>Quarter 2 - 4 new participants based on documentation received<br>Quarter 3 - no participant documentation for quarter 3<br>Quarter 4 - 1 new participant based on documentation received |              |



U.S. Department of Housing and Urban Development  
 Office of Community Planning and Development  
 Integrated Disbursement and Information System  
 CDBG Activity Summary Report (GPR) for Program Year 2023  
 RICHLAND

Date: 22-Feb-2024  
 Time: 14:41  
 Page: 22

**PGM Year:** 2022  
**Project:** 0003 - Public Service  
**IDIS Activity:** 1359 - Meals On Wheels Program

**Status:** Completed 1/27/2023 12:00:00 AM  
**Location:** 1824 Fowler St Richland, WA 99352-4810  
**Objective:** Create suitable living environments  
**Outcome:** Availability/accessibility  
**Matrix Code:** Senior Services (05A)  
**National Objective:** LMC

**Activity to prevent, prepare for, and respond to Coronavirus:** No  
**Initial Funding Date:** 10/17/2022

**Description:**  
 Provide nutritional meals to Richland seniors through home delivery and Richland Financing

|              | Fund Type    | Grant Year | Grant       | Funded Amount      | Drawn In Program Year |                   | Drawn Thru Program Year |                    |
|--------------|--------------|------------|-------------|--------------------|-----------------------|-------------------|-------------------------|--------------------|
|              |              |            |             |                    | Total                 | Hispanic          | Total                   | Hispanic           |
| CDBG         | EN           | 2020       | B20MCS30002 | \$2,500.00         |                       | \$0.00            |                         | \$2,500.00         |
|              |              | 2022       | B22MCS30002 | \$7,500.00         |                       | \$7,500.00        |                         | \$7,500.00         |
| <b>Total</b> | <b>Total</b> |            |             | <b>\$10,000.00</b> |                       | <b>\$7,500.00</b> |                         | <b>\$10,000.00</b> |

**Proposed Accomplishments**  
People (General) : 370

**Actual Accomplishments**

**Number assisted:**

|  | Total | Owner |          | Renter |          | Total |          | Person |          |
|--|-------|-------|----------|--------|----------|-------|----------|--------|----------|
|  |       | Total | Hispanic | Total  | Hispanic | Total | Hispanic | Total  | Hispanic |
| White:   | 0     | 0     | 0        | 0      | 0        | 0     | 0        | 510    | 21       |
| Black/African American:                                  | 0     | 0     | 0        | 0      | 0        | 0     | 0        | 11     | 0        |
| Asian:   | 0     | 0     | 0        | 0      | 0        | 0     | 0        | 21     | 0        |
| American Indian/Alaskan Native:                          | 0     | 0     | 0        | 0      | 0        | 0     | 0        | 0      | 0        |
| Native Hawaiian/Other Pacific Islander:                  | 0     | 0     | 0        | 0      | 0        | 0     | 0        | 0      | 0        |
| American Indian/Alaskan Native & White:                  | 0     | 0     | 0        | 0      | 0        | 0     | 0        | 12     | 0        |
| Asian White:   | 0     | 0     | 0        | 0      | 0        | 0     | 0        | 0      | 0        |
| Black/African American & White:                          | 0     | 0     | 0        | 0      | 0        | 0     | 0        | 0      | 0        |
| American Indian/Alaskan Native & Black/African American: | 0     | 0     | 0        | 0      | 0        | 0     | 0        | 0      | 0        |
| Other multi-racial:                                      | 0     | 0     | 0        | 0      | 0        | 0     | 0        | 1      | 0        |
| Asian/Pacific Islander:                                  | 0     | 0     | 0        | 0      | 0        | 0     | 0        | 0      | 0        |
| Hispanic:  | 0     | 0     | 0        | 0      | 0        | 0     | 0        | 0      | 0        |



U.S. Department of Housing and Urban Development  
 Office of Community Planning and Development  
 Integrated Disbursement and Information System  
 CDBG Activity Summary Report (GPR) for Program Year 2023  
 RICHLAND

Date: 22-Feb-2024  
 Time: 14:41  
 Page: 23

**Total:** 0 0 0 0 0 0 0 555 21

Female-headed Households: 0 0 0 0 0 0 0

| Income Category: | Owner | Renter | Total | Person |
|------------------|-------|--------|-------|--------|
| Extremely Low    | 0     | 0      | 0     | 175    |
| Low Mod          | 0     | 0      | 0     | 180    |
| Moderate         | 0     | 0      | 0     | 110    |
| Non Low Moderate | 0     | 0      | 0     | 90     |
| Total            | 0     | 0      | 0     | 555    |
| Percent Low/Mod  |       |        |       | 83.8%  |

**Annual Accomplishments**

| Years | Accomplishment Narrative | # Benefiting |
|-------|--------------------------|--------------|
| 2022  | 1st quarter - 321 meals  |              |
|       | 2nd quarter - 86         |              |
|       | 3rd quarter - 75         |              |
|       | 4th quarter 73           |              |



U.S. Department of Housing and Urban Development  
 Office of Community Planning and Development  
 Integrated Disbursement and Information System  
 CDBG Activity Summary Report (GPR) for Program Year 2023  
 RICHLAND

Date: 22-Feb-2024  
 Time: 14:41  
 Page: 24

PGM Year: 2022

Project: 0003 - Public Service

IDIS Activity: 1360 - Transition To Success Program

Status: Completed 1/16/2023 12:00:00 AM

Location: 660 George Washington Way Richland, WA 99352-4246

Objective: Create suitable living environments

Outcome: Sustainability

Matrix Code: Substance Abuse Services (05F)

National Objective: LMC

Activity to prevent, prepare for, and respond to Coronavirus: No

Initial Funding Date: 10/17/2022

Description:

Three Year program to assist Richland recovering substance abuse families in becoming self-sufficient with case management and wrap around services.

Financing

| Fund Type    | Grant Year   | Grant | Funded Amount | Drawn In Program Year | Drawn Thru Program Year |
|--------------|--------------|-------|---------------|-----------------------|-------------------------|
| CDBG         | EN           | 2022  | B22MCS30002   | \$15,000.00           | \$2,829.67              |
| <b>Total</b> | <b>Total</b> |       |               | <b>\$15,000.00</b>    | <b>\$2,829.67</b>       |

**Proposed Accomplishments**

People (General) : 26

**Actual Accomplishments**

Number assisted:

|  | Owner    |          | Renter   |          | Total    |          | Person   |          |
|--|----------|----------|----------|----------|----------|----------|----------|----------|
|  | Total    | Hispanic | Total    | Hispanic | Total    | Hispanic | Total    | Hispanic |
| White:   | 0        | 0        | 0        | 0        | 0        | 0        | 5        | 1        |
| Black/African American:                                  | 0        | 0        | 0        | 0        | 0        | 0        | 0        | 0        |
| Asian:   | 0        | 0        | 0        | 0        | 0        | 0        | 0        | 0        |
| American Indian/Alaskan Native:                          | 0        | 0        | 0        | 0        | 0        | 0        | 0        | 0        |
| Native Hawaiian/Other Pacific Islander:                  | 0        | 0        | 0        | 0        | 0        | 0        | 0        | 0        |
| American Indian/Alaskan Native & White:                  | 0        | 0        | 0        | 0        | 0        | 0        | 0        | 0        |
| Asian White:   | 0        | 0        | 0        | 0        | 0        | 0        | 0        | 0        |
| Black/African American & White:                          | 0        | 0        | 0        | 0        | 0        | 0        | 0        | 0        |
| American Indian/Alaskan Native & Black/African American: | 0        | 0        | 0        | 0        | 0        | 0        | 0        | 0        |
| Other multi-racial:                                      | 0        | 0        | 0        | 0        | 0        | 0        | 0        | 0        |
| Asian/Pacific Islander:                                  | 0        | 0        | 0        | 0        | 0        | 0        | 0        | 0        |
| Hispanic:  | 0        | 0        | 0        | 0        | 0        | 0        | 0        | 0        |
| <b>Total:</b>  | <b>0</b> | <b>0</b> | <b>0</b> | <b>0</b> | <b>0</b> | <b>0</b> | <b>5</b> | <b>1</b> |



U.S. Department of Housing and Urban Development  
 Office of Community Planning and Development  
 Integrated Disbursement and Information System  
 CDBG Activity Summary Report (GPR) for Program Year 2023  
 RICHLAND

Date: 22-Feb-2024  
 Time: 14:41  
 Page: 25

Female-headed Households: 0 0 0

| Income Category: | Owner | Renter | Total | Person |
|------------------|-------|--------|-------|--------|
| Extremely Low    | 0     | 0      | 0     | 2      |
| Low Mod          | 0     | 0      | 0     | 3      |
| Moderate         | 0     | 0      | 0     | 0      |
| Non Low Moderate | 0     | 0      | 0     | 0      |
| Total            | 0     | 0      | 0     | 5      |
| Percent Low/Mod  |       |        |       | 100.0% |

**Annual Accomplishments**

| Years | Accomplishment Narrative  | # Benefiting |
|-------|---|--------------|
| 2022  | 1st quarter - provided unduplicated services to 4 families (15 people) life skills and drug and alcohol recovery assistance, all single female head of household<br>2nd quarter - did not provide any additional services<br>3rd quarter - provided unduplicated services to 1 family (2 people)<br>4th quarter did not provide any additional services |              |



U.S. Department of Housing and Urban Development  
 Office of Community Planning and Development  
 Integrated Disbursement and Information System  
 CDBG Activity Summary Report (GPR) for Program Year 2023  
 RICHLAND

Date: 22-Feb-2024  
 Time: 14:41  
 Page: 26

**PGM Year:** 2022  
**Project:** 0003 - Public Service  
**IDIS Activity:** 1361 - Transition to Success Youth Scholarship Program

**Status:** Completed 1/27/2023 12:00:00 AM  
**Location:** 660 George Washington Way Ste G Richland, WA 99352-4246  
**Objective:** Create suitable living environments  
**Outcome:** Sustainability  
**Matrix Code:** Other Public Services Not Listed in 05A-05Y, 03T (05Z)  
**National Objective:** LMC

**Activity to prevent, prepare for, and respond to Coronavirus:** No  
**Initial Funding Date:** 10/17/2022

**Description:** Provide recreational & educational services for children and school aged children of substance abuse parents participating in the Transition to Success (TTS) program.  
**Financing**

|              | Fund Type    | Grant Year | Grant       | Funded Amount   | Drawn In Program Year | Drawn Thru Program Year |
|--------------|--------------|------------|-------------|-----------------|-----------------------|-------------------------|
| CDBG         | EN           | 2022       | B22MCS30002 | \$719.05        | \$0.00                | \$719.05                |
| <b>Total</b> | <b>Total</b> |            |             | <b>\$719.05</b> | <b>\$0.00</b>         | <b>\$719.05</b>         |

**Proposed Accomplishments**  
 People (General) : 13

**Actual Accomplishments**  
 Number assisted:

|  | Owner    |          | Renter   |          | Total    |          | Person   |          |
|--|----------|----------|----------|----------|----------|----------|----------|----------|
|  | Total    | Hispanic | Total    | Hispanic | Total    | Hispanic | Total    | Hispanic |
| White:   | 0        | 0        | 0        | 0        | 0        | 0        | 1        | 0        |
| Black/African American:                                  | 0        | 0        | 0        | 0        | 0        | 0        | 1        | 0        |
| Asian:   | 0        | 0        | 0        | 0        | 0        | 0        | 0        | 0        |
| American Indian/Alaskan Native:                          | 0        | 0        | 0        | 0        | 0        | 0        | 0        | 0        |
| Native Hawaiian/Other Pacific Islander:                  | 0        | 0        | 0        | 0        | 0        | 0        | 0        | 0        |
| American Indian/Alaskan Native & White:                  | 0        | 0        | 0        | 0        | 0        | 0        | 0        | 0        |
| Asian White:   | 0        | 0        | 0        | 0        | 0        | 0        | 0        | 0        |
| Black/African American & White:                          | 0        | 0        | 0        | 0        | 0        | 0        | 0        | 0        |
| American Indian/Alaskan Native & Black/African American: | 0        | 0        | 0        | 0        | 0        | 0        | 0        | 0        |
| Other multi-racial:                                      | 0        | 0        | 0        | 0        | 0        | 0        | 0        | 0        |
| Asian/Pacific Islander:                                  | 0        | 0        | 0        | 0        | 0        | 0        | 0        | 0        |
| Hispanic:  | 0        | 0        | 0        | 0        | 0        | 0        | 0        | 0        |
| <b>Total:</b>  | <b>0</b> | <b>0</b> | <b>0</b> | <b>0</b> | <b>0</b> | <b>0</b> | <b>2</b> | <b>0</b> |





U.S. Department of Housing and Urban Development  
 Office of Community Planning and Development  
 Integrated Disbursement and Information System  
 CDBG Activity Summary Report (GPR) for Program Year 2023  
 RICHLAND

Date: 22-Feb-2024  
 Time: 14:41  
 Page: 27

Female-headed Households: 0 0 0

| Income Category: | Owner | Renter | Total | Person |
|------------------|-------|--------|-------|--------|
| Extremely Low    | 0     | 0      | 0     | 2      |
| Low Mod          | 0     | 0      | 0     | 0      |
| Moderate         | 0     | 0      | 0     | 0      |
| Non Low Moderate | 0     | 0      | 0     | 0      |
| Total            | 0     | 0      | 0     | 2      |
| Percent Low/Mod  |       |        |       | 100.0% |

**Annual Accomplishments**

| Years | Accomplishment Narrative                                       | # Benefiting |
|-------|--|--------------|
| 2022  | 1 youth received a scholarship for Lacrosse                    |              |
|       | 1 youth received a scholarship to the school for dance classes |              |



U.S. Department of Housing and Urban Development  
 Office of Community Planning and Development  
 Integrated Disbursement and Information System  
 CDBG Activity Summary Report (GPR) for Program Year 2023  
 RICHLAND

Date: 22-Feb-2024  
 Time: 14:41  
 Page: 28

**PGM Year:** 2022

**Project:** 0001 - CDBG Planning & Administration

**IDIS Activity:** 1362 - CDBG Program Admin

**Status:** Completed 12/31/2022 12:00:00 AM

**Location:** ,

**Objective:**

**Outcome:**

**Matrix Code:** General Program Administration (21A)

**National Objective:**

**Activity to prevent, prepare for, and respond to Coronavirus:** No

**Initial Funding Date:** 05/17/2022

**Description:**

20% set aside of 2022 grant for planning and admin to carry out the AAP.  
 20% PI will also be captures during 2022.

**Financing**

|              | Fund Type    | Grant Year | Grant       | Funded Amount      |          | Drawn In Program Year |          | Drawn Thru Program Year |          |
|--------------|--------------|------------|-------------|--------------------|----------|-----------------------|----------|-------------------------|----------|
|              |              |            |             | Total              | Hispanic | Total                 | Hispanic | Total                   | Hispanic |
| CDBG         | EN           | 2022       | B22MCS30002 | \$59,457.79        |          | \$8,505.09            |          | \$59,457.79             |          |
|              | PI           |            |             | \$7,193.99         |          | \$1,223.99            |          | \$7,193.99              |          |
| <b>Total</b> | <b>Total</b> |            |             | <b>\$66,651.78</b> |          | <b>\$9,729.08</b>     |          | <b>\$66,651.78</b>      |          |

**Proposed Accomplishments**

**Actual Accomplishments**

**Number assisted:**

|  |              |               |              |               |
|--|--------------|---------------|--------------|---------------|
|  | <b>Owner</b> | <b>Renter</b> | <b>Total</b> | <b>Person</b> |
|  | Total        | Total         | Total        | Total         |
|  | Hispanic     | Hispanic      | Hispanic     | Hispanic      |

White: 0

Black/African American: 0

Asian: 0

American Indian/Alaskan Native: 0

Native Hawaiian/Other Pacific Islander: 0

American Indian/Alaskan Native & White: 0

Asian White: 0

Black/African American & White: 0

American Indian/Alaskan Native & Black/African American: 0

Other multi-racial: 0

Asian/Pacific Islander: 0

Hispanic: 0



U.S. Department of Housing and Urban Development  
 Office of Community Planning and Development  
 Integrated Disbursement and Information System  
 CDBG Activity Summary Report (GPR) for Program Year 2023  
 RICHLAND

Date: 22-Feb-2024  
 Time: 14:41  
 Page: 29

**Total:** 0 0 0 0 0 0 0 0 0 0

Female-headed Households: 0

| Income Category: | Owner | Renter | Total | Person |
|------------------|-------|--------|-------|--------|
| Extremely Low    | 0     | 0      | 0     | 0      |
| Low Mod          | 0     | 0      | 0     | 0      |
| Moderate         | 0     | 0      | 0     | 0      |
| Non Low Moderate | 0     | 0      | 0     | 0      |
| Total            | 0     | 0      | 0     | 0      |
| Percent Low/Mod  |       |        |       |        |

**Annual Accomplishments**  
 No data returned for this view. This might be because the applied filter excludes all data.



U.S. Department of Housing and Urban Development  
 Office of Community Planning and Development  
 Integrated Disbursement and Information System  
 CDBG Activity Summary Report (GPR) for Program Year 2023  
 RICHLAND

Date: 22-Feb-2024  
 Time: 14:41  
 Page: 30

**PGM Year:** 2023  
**Project:** 0003 - Public Service  
**IDIS Activity:** 1366 - ARC of Tri-Cities Therapeutic Services

**Status:** Completed 10/31/2023 12:00:00 AM  
**Location:** 1455 Fowler St Richland, WA 99352-4717  
**Objective:** Create suitable living environments  
**Outcome:** Sustainability  
**Matrix Code:** Services for Persons with Disabilities (05B)  
**National Objective:** LMC

**Activity to prevent, prepare for, and respond to Coronavirus:** No  
**Initial Funding Date:** 08/01/2023

**Description:**  
**Financing:**

| Fund Type    | Grant Year   | Grant       | Funded Amount      | Drawn In Program Year | Drawn Thru Program Year |
|--------------|--------------|-------------|--------------------|-----------------------|-------------------------|
| CDBG         | EN           | B23MC530002 | \$14,100.00        | \$14,100.00           | \$14,100.00             |
| <b>Total</b> | <b>Total</b> |             | <b>\$14,100.00</b> | <b>\$14,100.00</b>    | <b>\$14,100.00</b>      |

**Proposed Accomplishments**  
 People (General) : 20

**Actual Accomplishments**

Number assisted:

|  | Owner    |          | Renter   |          | Total    |          | Person    |          |
|--|----------|----------|----------|----------|----------|----------|-----------|----------|
|  | Total    | Hispanic | Total    | Hispanic | Total    | Hispanic | Total     | Hispanic |
| White:   | 0        | 0        | 0        | 0        | 0        | 0        | 22        | 1        |
| Black/African American:                                  | 0        | 0        | 0        | 0        | 0        | 0        | 1         | 0        |
| Asian:   | 0        | 0        | 0        | 0        | 0        | 0        | 1         | 0        |
| American Indian/Alaskan Native:                          | 0        | 0        | 0        | 0        | 0        | 0        | 0         | 0        |
| Native Hawaiian/Other Pacific Islander:                  | 0        | 0        | 0        | 0        | 0        | 0        | 0         | 0        |
| American Indian/Alaskan Native & White:                  | 0        | 0        | 0        | 0        | 0        | 0        | 0         | 0        |
| Asian White:   | 0        | 0        | 0        | 0        | 0        | 0        | 0         | 0        |
| Black/African American & White:                          | 0        | 0        | 0        | 0        | 0        | 0        | 0         | 0        |
| American Indian/Alaskan Native & Black/African American: | 0        | 0        | 0        | 0        | 0        | 0        | 0         | 0        |
| Other multi-racial:                                      | 0        | 0        | 0        | 0        | 0        | 0        | 0         | 0        |
| Asian/Pacific Islander:                                  | 0        | 0        | 0        | 0        | 0        | 0        | 0         | 0        |
| Hispanic:  | 0        | 0        | 0        | 0        | 0        | 0        | 0         | 0        |
| <b>Total:</b>  | <b>0</b> | <b>0</b> | <b>0</b> | <b>0</b> | <b>0</b> | <b>0</b> | <b>24</b> | <b>1</b> |



U.S. Department of Housing and Urban Development  
 Office of Community Planning and Development  
 Integrated Disbursement and Information System  
 CDBG Activity Summary Report (GPR) for Program Year 2023  
 RICHLAND

Date: 22-Feb-2024  
 Time: 14:41  
 Page: 31

Female-headed Households: 0 0 0

| Income Category: | Owner | Renter | Total | Person |
|------------------|-------|--------|-------|--------|
| Extremely Low    | 0     | 0      | 0     | 24     |
| Low Mod          | 0     | 0      | 0     | 0      |
| Moderate         | 0     | 0      | 0     | 0      |
| Non Low Moderate | 0     | 0      | 0     | 0      |
| Total            | 0     | 0      | 0     | 24     |
| Percent Low/Mod  |       |        |       | 100.0% |

**Annual Accomplishments**

| Years | Accomplishment Narrative | # Benefiting |
|-------|--------------------------|--------------|
| 2023  | Quarter 3 - 24           |              |



U.S. Department of Housing and Urban Development  
 Office of Community Planning and Development  
 Integrated Disbursement and Information System  
 CDBG Activity Summary Report (GPR) for Program Year 2023  
 RICHLAND

Date: 22-Feb-2024  
 Time: 14:41  
 Page: 32

**PGM Year:** 2023  
**Project:** 0002 - Public Facilities and Improvement  
**IDIS Activity:** 1367 - Removal of Architectural Barriers

**Status:** Open  
**Location:** 625 Swift Blvd Richland, WA 99352-3500

**Objective:** Create suitable living environments  
**Outcome:** Availability/accessibility  
**Matrix Code:** Sidewalks (03L)

**National Objective:** LMC

**Activity to prevent, prepare for, and respond to Coronavirus:** No  
**Initial Funding Date:** 08/10/2023

**Description:**

| Fund Type    | Grant Year   | Grant | Funded Amount | Drawn In Program Year | Drawn Thru Program Year |                   |
|--------------|--------------|-------|---------------|-----------------------|-------------------------|-------------------|
|              |              |       |               |                       |                         | Total             |
| CDBG         | EN           | 2022  | B22MC530002   | \$117,988.40          | \$4,000.00              | \$4,000.00        |
|              |              | 2023  | B23MC530002   | \$36,736.60           | \$0.00                  | \$0.00            |
|              | PI           |       |               | \$37,309.02           | \$0.00                  | \$0.00            |
| <b>Total</b> | <b>Total</b> |       |               | <b>\$192,034.02</b>   | <b>\$4,000.00</b>       | <b>\$4,000.00</b> |

**Proposed Accomplishments**  
Public Facilities : 710

**Actual Accomplishments**

**Number assisted:**

|  | Owner |          | Renter |          | Total |          | Person |          |
|--|-------|----------|--------|----------|-------|----------|--------|----------|
|  | Total | Hispanic | Total  | Hispanic | Total | Hispanic | Total  | Hispanic |
| White:   | 0     | 0        | 0      | 0        | 0     | 0        | 0      | 0        |
| Black/African American:                                  | 0     | 0        | 0      | 0        | 0     | 0        | 0      | 0        |
| Asian:   | 0     | 0        | 0      | 0        | 0     | 0        | 0      | 0        |
| American Indian/Alaskan Native:                          | 0     | 0        | 0      | 0        | 0     | 0        | 0      | 0        |
| Native Hawaiian/Other Pacific Islander:                  | 0     | 0        | 0      | 0        | 0     | 0        | 0      | 0        |
| American Indian/Alaskan Native & White:                  | 0     | 0        | 0      | 0        | 0     | 0        | 0      | 0        |
| Asian White:   | 0     | 0        | 0      | 0        | 0     | 0        | 0      | 0        |
| Black/African American & White:                          | 0     | 0        | 0      | 0        | 0     | 0        | 0      | 0        |
| American Indian/Alaskan Native & Black/African American: | 0     | 0        | 0      | 0        | 0     | 0        | 0      | 0        |
| Other multi-racial:                                      | 0     | 0        | 0      | 0        | 0     | 0        | 0      | 0        |
| Asian/Pacific Islander:                                  | 0     | 0        | 0      | 0        | 0     | 0        | 0      | 0        |
| Hispanic:  | 0     | 0        | 0      | 0        | 0     | 0        | 0      | 0        |



U.S. Department of Housing and Urban Development  
Office of Community Planning and Development  
Integrated Disbursement and Information System  
CDBG Activity Summary Report (GPR) for Program Year 2023  
RICHLAND

Date: 22-Feb-2024  
Time: 14:41  
Page: 33

**Total:** 0 0 0 0 0 0 0 0 0 0  
**Female-headed Households:** 0

*Income Category:*

|                  | Owner | Renter | Total | Person |
|------------------|-------|--------|-------|--------|
| Extremely Low    | 0     | 0      | 0     | 0      |
| Low Mod          | 0     | 0      | 0     | 0      |
| Moderate         | 0     | 0      | 0     | 0      |
| Non Low Moderate | 0     | 0      | 0     | 0      |
| Total            | 0     | 0      | 0     | 0      |
| Percent Low/Mod  |       |        |       |        |

**Annual Accomplishments**  
No data returned for this view. This might be because the applied filter excludes all data.



U.S. Department of Housing and Urban Development  
 Office of Community Planning and Development  
 Integrated Disbursement and Information System  
 CDBG Activity Summary Report (GPR) for Program Year 2023  
 RICHLAND

Date: 22-Feb-2024  
 Time: 14:41  
 Page: 34

PGM Year: 2023

Project: 0002 - Public Facilities and Improvement

IDIS Activity: 1368 - Duplex Renovation-for persons in sobriety whom are currently homelessness

Status: Completed 10/21/2023 12:00:00 AM

Location: 1020 Thayer Dr Richland, WA 99354-3339

Objective: Provide decent affordable housing  
 Outcome: Availability/accessibility  
 Matrix Code: Homeless Facilities (not operating costs) (03C)

National Objective: LMC

Activity to prevent, prepare for, and respond to Coronavirus: No

Initial Funding Date: 07/27/2023

Description:

renovation of a purchased duplex for clean and sober housing for persons experiencing homelessness.

Financing

|              | Fund Type    | Grant Year | Grant       | Funded Amount      | Drawn In Program Year | Drawn Thru Program Year | Owner |          | Renter |          | Total |          | Person |                    |
|--------------|--------------|------------|-------------|--------------------|-----------------------|-------------------------|-------|----------|--------|----------|-------|----------|--------|--------------------|
|              |              |            |             |                    |                       |                         | Total | Hispanic | Total  | Hispanic | Total | Hispanic | Total  | Hispanic           |
|              |              | 2020       | B20MC530002 | \$21,460.42        | \$21,460.42           | \$21,460.42             | 0     | 0        | 0      | 0        | 0     | 0        | 6      | 0                  |
| CDBG         | EN           | 2021       | B21MC530002 | \$6,954.70         | \$6,954.70            | \$6,954.70              | 0     | 0        | 0      | 0        | 0     | 0        | 0      | 0                  |
|              |              | 2022       | B22MC530002 | \$1,579.69         | \$1,579.69            | \$1,579.69              | 0     | 0        | 0      | 0        | 0     | 0        | 0      | 0                  |
| <b>Total</b> | <b>Total</b> |            |             | <b>\$29,994.81</b> | <b>\$29,994.81</b>    | <b>\$29,994.81</b>      |       |          |        |          |       |          |        | <b>\$29,994.81</b> |

Proposed Accomplishments

Public Facilities : 8

Actual Accomplishments

Number assisted:

|  | Total | Owner |          | Renter |          | Total |          | Person |          |
|--|-------|-------|----------|--------|----------|-------|----------|--------|----------|
|  |       | Total | Hispanic | Total  | Hispanic | Total | Hispanic | Total  | Hispanic |
| White:   | 0     | 0     | 0        | 0      | 0        | 0     | 0        | 6      | 0        |
| Black/African American:                                  | 0     | 0     | 0        | 0      | 0        | 0     | 0        | 0      | 0        |
| Asian:   | 0     | 0     | 0        | 0      | 0        | 0     | 0        | 0      | 0        |
| American Indian/Alaskan Native:                          | 0     | 0     | 0        | 0      | 0        | 0     | 0        | 0      | 0        |
| Native Hawaiian/Other Pacific Islander:                  | 0     | 0     | 0        | 0      | 0        | 0     | 0        | 0      | 0        |
| American Indian/Alaskan Native & White:                  | 0     | 0     | 0        | 0      | 0        | 0     | 0        | 0      | 0        |
| Asian White:   | 0     | 0     | 0        | 0      | 0        | 0     | 0        | 0      | 0        |
| Black/African American & White:                          | 0     | 0     | 0        | 0      | 0        | 0     | 0        | 0      | 0        |
| American Indian/Alaskan Native & Black/African American: | 0     | 0     | 0        | 0      | 0        | 0     | 0        | 0      | 0        |
| Other multi-racial:                                      | 0     | 0     | 0        | 0      | 0        | 0     | 0        | 0      | 0        |
| Asian/Pacific Islander:                                  | 0     | 0     | 0        | 0      | 0        | 0     | 0        | 0      | 0        |





U.S. Department of Housing and Urban Development  
 Office of Community Planning and Development  
 Integrated Disbursement and Information System  
 CDBG Activity Summary Report (GPR) for Program Year 2023  
 RICHLAND

Date: 22-Feb-2024  
 Time: 14:41  
 Page: 35

Hispanic: 0 0 0 0 0 0 0 0  
 Total: 0 0 0 0 0 0 6 0

Female-headed Households:

0 0 0 0 0 0 0 0

Income Category:

| Income Category  | Owner | Renter | Total | Person |
|------------------|-------|--------|-------|--------|
| Extremely Low    | 0     | 0      | 0     | 3      |
| Low Mod          | 0     | 0      | 0     | 3      |
| Moderate         | 0     | 0      | 0     | 0      |
| Non Low Moderate | 0     | 0      | 0     | 0      |
| Total            | 0     | 0      | 0     | 6      |
| Percent Low/Mod  |       |        |       | 100.0% |

**Annual Accomplishments**

| Years | Accomplishment Narrative  | # Benefiting |
|-------|---|--------------|
| 2023  | A duplex owned by Elijah Family Homes will be renovated to allow for individuals whom are clean and sober and considered homeless to have safe and secure housing while maintaining their sobriety. |              |



U.S. Department of Housing and Urban Development  
 Office of Community Planning and Development  
 Integrated Disbursement and Information System  
 CDBG Activity Summary Report (GPR) for Program Year 2023  
 RICHLAND

Date: 22-Feb-2024  
 Time: 14:41  
 Page: 36

**PGM Year:** 2023  
**Project:** 0003 - Public Service  
**IDIS Activity:** 1369 - Meals on Wheels

**Status:** Completed 1/23/2024 12:00:00 AM  
**Location:** 1824 Fowler St Richland, WA 99352-4810  
**Objective:** Create suitable living environments  
**Outcome:** Availability/accessibility  
**Matrix Code:** Senior Services (05A)  
**National Objective:** LMC

**Activity to prevent, prepare for, and respond to Coronavirus:** No  
**Initial Funding Date:** 08/01/2023

**Description:** Provide Meals and home delivery to Richland homebound senior residents.  
**Financing**

| Fund Type    | Grant Year   | Grant       | Funded Amount      |          | Drawn In Program Year |          | Drawn Thru Program Year |          |
|--------------|--------------|-------------|--------------------|----------|-----------------------|----------|-------------------------|----------|
|              |              |             | Total              | Hispanic | Total                 | Hispanic | Total                   | Hispanic |
| CDBG         | EN           |             |                    |          |                       |          |                         |          |
|              | 2022         | B22MCS30002 | \$11,284.30        | 0        | \$11,250.00           | 0        | \$11,250.00             | 0        |
|              | 2023         | B23MCS30002 | \$3,715.70         | 0        | \$0.00                | 0        | \$0.00                  | 0        |
| <b>Total</b> | <b>Total</b> |             | <b>\$15,000.00</b> | <b>0</b> | <b>\$11,250.00</b>    | <b>0</b> | <b>\$11,250.00</b>      | <b>0</b> |

**Proposed Accomplishments**  
 People (General) : 430

**Actual Accomplishments**  
 Number assisted:

|  | Owner |          | Renter |          | Total |          | Person |          |
|--|-------|----------|--------|----------|-------|----------|--------|----------|
|  | Total | Hispanic | Total  | Hispanic | Total | Hispanic | Total  | Hispanic |
| White:   | 0     | 0        | 0      | 0        | 0     | 0        | 596    | 28       |
| Black/African American:                                  | 0     | 0        | 0      | 0        | 0     | 0        | 12     | 0        |
| Asian:   | 0     | 0        | 0      | 0        | 0     | 0        | 0      | 0        |
| American Indian/Alaskan Native:                          | 0     | 0        | 0      | 0        | 0     | 0        | 17     | 0        |
| Native Hawaiian/Other Pacific Islander:                  | 0     | 0        | 0      | 0        | 0     | 0        | 7      | 0        |
| American Indian/Alaskan Native & White:                  | 0     | 0        | 0      | 0        | 0     | 0        | 0      | 0        |
| Asian White:   | 0     | 0        | 0      | 0        | 0     | 0        | 0      | 0        |
| Black/African American & White:                          | 0     | 0        | 0      | 0        | 0     | 0        | 0      | 0        |
| American Indian/Alaskan Native & Black/African American: | 0     | 0        | 0      | 0        | 0     | 0        | 0      | 0        |
| Other multi-racial:                                      | 0     | 0        | 0      | 0        | 0     | 0        | 7      | 0        |
| Asian/Pacific Islander:                                  | 0     | 0        | 0      | 0        | 0     | 0        | 0      | 0        |
| Hispanic:  | 0     | 0        | 0      | 0        | 0     | 0        | 0      | 0        |



U.S. Department of Housing and Urban Development  
 Office of Community Planning and Development  
 Integrated Disbursement and Information System  
 CDBG Activity Summary Report (GPR) for Program Year 2023  
 RICHLAND

Date: 22-Feb-2024  
 Time: 14:41  
 Page: 37

**Total:** 0 0 0 0 0 0 0 639 28  
 Female-headed Households: 0 0 0 0 0 0 0

| Income Category: | Owner | Renter | Total | Person |
|------------------|-------|--------|-------|--------|
| Extremely Low    | 0     | 0      | 0     | 188    |
| Low Mod          | 0     | 0      | 0     | 200    |
| Moderate         | 0     | 0      | 0     | 139    |
| Non Low Moderate | 0     | 0      | 0     | 112    |
| Total            | 0     | 0      | 0     | 639    |
| Percent Low/Mod  |       |        |       | 82.5%  |

**Annual Accomplishments**

| Years | Accomplishment Narrative   | # Benefiting |
|-------|--|--------------|
| 2023  | Quarter 1 393 participants<br>Quarter 2 103 participants<br>Quarter 3 86 participants<br>Quarter 4 57 participants |              |



U.S. Department of Housing and Urban Development  
 Office of Community Planning and Development  
 Integrated Disbursement and Information System  
 CDBG Activity Summary Report (GPR) for Program Year 2023  
 RICHLAND

Date: 22-Feb-2024  
 Time: 14:41  
 Page: 38

PGM Year: 2023

Project: 0002 - Public Facilities and Improvement

IDIS Activity: 1370 - new fencing and beautification of homeless shelter

Status: Open  
 Location: 3311 W Clearwater Ave Ste C140 Kennewick, WA 99336-2776

Objective: Create suitable living environments  
 Outcome: Availability/accessibility  
 Matrix Code: Homeless Facilities (not operating costs) (03C)

National Objective: LMC

Activity to prevent, prepare for, and respond to Coronavirus: No

Initial Funding Date: 08/01/2023

Description:

new fencing and beautification of the Domestic Violence Shelter

| CDBG         | Fund Type    | Grant Year | Grant | Funded Amount      | Drawn In Program Year | Drawn Thru Program Year |
|--------------|--------------|------------|-------|--------------------|-----------------------|-------------------------|
|              |              | EN         | 2022  | B22MCS30002        | \$29,365.47           | \$25,454.70             |
|              | PI           |            |       | \$5,634.53         | \$5,634.53            | \$5,634.53              |
| <b>Total</b> | <b>Total</b> |            |       | <b>\$35,000.00</b> | <b>\$31,089.23</b>    | <b>\$31,089.23</b>      |

**Proposed Accomplishments**

Public Facilities : 72

**Actual Accomplishments**

Number assisted:

|  | Owner |          | Renter |          | Total |          | Person |          |
|--|-------|----------|--------|----------|-------|----------|--------|----------|
|  | Total | Hispanic | Total  | Hispanic | Total | Hispanic | Total  | Hispanic |
| White:   | 0     | 0        | 0      | 0        | 0     | 0        | 34     | 0        |
| Black/African American:                                  | 0     | 0        | 0      | 0        | 0     | 0        | 0      | 0        |
| Asian:   | 0     | 0        | 0      | 0        | 0     | 0        | 0      | 0        |
| American Indian/Alaskan Native:                          | 0     | 0        | 0      | 0        | 0     | 0        | 1      | 0        |
| Native Hawaiian/Other Pacific Islander:                  | 0     | 0        | 0      | 0        | 0     | 0        | 0      | 0        |
| American Indian/Alaskan Native & White:                  | 0     | 0        | 0      | 0        | 0     | 0        | 0      | 0        |
| Asian White:   | 0     | 0        | 0      | 0        | 0     | 0        | 0      | 0        |
| Black/African American & White:                          | 0     | 0        | 0      | 0        | 0     | 0        | 6      | 0        |
| American Indian/Alaskan Native & Black/African American: | 0     | 0        | 0      | 0        | 0     | 0        | 0      | 0        |
| Other multi-racial:                                      | 0     | 0        | 0      | 0        | 0     | 0        | 31     | 0        |
| Asian/Pacific Islander:                                  | 0     | 0        | 0      | 0        | 0     | 0        | 0      | 0        |
| Hispanic:  | 0     | 0        | 0      | 0        | 0     | 0        | 0      | 0        |



U.S. Department of Housing and Urban Development  
Office of Community Planning and Development  
Integrated Disbursement and Information System  
CDBG Activity Summary Report (GPR) for Program Year 2023  
RICHLAND

Date: 22-Feb-2024  
Time: 14:41  
Page: 39

**Total:** 0 0 0 0 0 0 0 72 0

Female-headed Households: 0 0 0 0 0 0 0

| Income Category: | Owner | Renter | Total | Person |
|------------------|-------|--------|-------|--------|
| Extremely Low    | 0     | 0      | 0     | 72     |
| Low Mod          | 0     | 0      | 0     | 0      |
| Moderate         | 0     | 0      | 0     | 0      |
| Non Low Moderate | 0     | 0      | 0     | 0      |
| Total            | 0     | 0      | 0     | 72     |
| Percent Low/Mod  |       |        |       | 100.0% |

**Annual Accomplishments**

| Years | Accomplishment Narrative | # Benefiting |
|-------|--------------------------|--------------|
|-------|--------------------------|--------------|

2023 The fencing was completed on schedule. The landscaping is scheduled to occur in the Spring of 2024 due to the weather.



U.S. Department of Housing and Urban Development  
 Office of Community Planning and Development  
 Integrated Disbursement and Information System  
 CDBG Activity Summary Report (GPR) for Program Year 2023  
 RICHLAND

Date: 22-Feb-2024  
 Time: 14:41  
 Page: 40

PGM Year: 2020

Project: 0016 - CDBG-CV Improved lighting at Uptown

IDIS Activity: 1374 - CDBG-CV Improved Lighting at Uptown

Status: Open

Location: 625 Swift Blvd Richland, WA 99352-3500

Objective: Create economic opportunities  
 Outcome: Availability/accessibility  
 Matrix Code: Neighborhood Facilities (03E)

National Objective: LMC

Activity to prevent, prepare for, and respond to Coronavirus: Yes

Initial Funding Date: 06/26/2023

**Description:**

52 lights are being updated as the lights in the common areas are very dim which has become an issue with social distancing. Poor lighting has decreased access to public outdoor areas around the Uptown Shopping Center.

**Financing**

| Fund Type    | Grant Year   | Grant | Funded Amount | Drawn In Program Year | Drawn Thru Program Year |
|--------------|--------------|-------|---------------|-----------------------|-------------------------|
| CDBG         | EN           | 2020  | B20MWW530002  | \$138,901.51          | \$1,930.37              |
| <b>Total</b> | <b>Total</b> |       |               | <b>\$138,901.51</b>   | <b>\$1,930.37</b>       |

**Proposed Accomplishments**

Public Facilities : 1,020

**Actual Accomplishments**

Number assisted:

|  | Owner |          | Renter |          | Total |          | Person |          |
|--|-------|----------|--------|----------|-------|----------|--------|----------|
|  | Total | Hispanic | Total  | Hispanic | Total | Hispanic | Total  | Hispanic |
| White:   | 0     | 0        | 0      | 0        | 0     | 0        | 0      | 0        |
| Black/African American:                                  | 0     | 0        | 0      | 0        | 0     | 0        | 0      | 0        |
| Asian:   | 0     | 0        | 0      | 0        | 0     | 0        | 0      | 0        |
| American Indian/Alaskan Native:                          | 0     | 0        | 0      | 0        | 0     | 0        | 0      | 0        |
| Native Hawaiian/Other Pacific Islander:                  | 0     | 0        | 0      | 0        | 0     | 0        | 0      | 0        |
| American Indian/Alaskan Native & White:                  | 0     | 0        | 0      | 0        | 0     | 0        | 0      | 0        |
| Asian White:   | 0     | 0        | 0      | 0        | 0     | 0        | 0      | 0        |
| Black/African American & White:                          | 0     | 0        | 0      | 0        | 0     | 0        | 0      | 0        |
| American Indian/Alaskan Native & Black/African American: | 0     | 0        | 0      | 0        | 0     | 0        | 0      | 0        |
| Other multi-racial:                                      | 0     | 0        | 0      | 0        | 0     | 0        | 0      | 0        |
| Asian/Pacific Islander:                                  | 0     | 0        | 0      | 0        | 0     | 0        | 0      | 0        |
| Hispanic:  | 0     | 0        | 0      | 0        | 0     | 0        | 0      | 0        |



U.S. Department of Housing and Urban Development  
Office of Community Planning and Development  
Integrated Disbursement and Information System  
CDBG Activity Summary Report (GPR) for Program Year 2023  
RICHLAND

Date: 22-Feb-2024  
Time: 14:41  
Page: 41

**Total:** 0 0 0 0 0 0 0 0 0

**Female-headed Households:** 0 0 0 0 0 0 0 0 0

| Income Category: | Owner | Renter | Total | Person |
|------------------|-------|--------|-------|--------|
| Extremely Low    | 0     | 0      | 0     | 0      |
| Low Mod          | 0     | 0      | 0     | 0      |
| Moderate         | 0     | 0      | 0     | 0      |
| Non Low Moderate | 0     | 0      | 0     | 0      |
| Total            | 0     | 0      | 0     | 0      |
| Percent Low/Mod  |       |        |       |        |

**Annual Accomplishments**  
No data returned for this view. This might be because the applied filter excludes all data.



U.S. Department of Housing and Urban Development  
 Office of Community Planning and Development  
 Integrated Disbursement and Information System  
 CDBG Activity Summary Report (GPR) for Program Year 2023  
 RICHLAND

Date: 22-Feb-2024  
 Time: 14:41  
 Page: 42

PGM Year: 2023

Project: 0001 - CDBG Planning and Administration

IDIS Activity: 1377 - CDBG-Administration

Status: Open

Location: ,

Objective:

Outcome:

Matrix Code: General Program Administration (21A)

National Objective:

Activity to prevent, prepare for, and respond to Coronavirus: No

Initial Funding Date: 08/01/2023

**Description:**

20% set aside of 2023 grant for planning and admin to carry out the AAP.  
 20% PI will also be captured during 2023.

**Financing**

|              | Fund Type    | Grant Year | Grant       | Funded Amount      | Drawn In Program Year |                    | Drawn Thru Program Year |                    |
|--------------|--------------|------------|-------------|--------------------|-----------------------|--------------------|-------------------------|--------------------|
|              |              |            |             |                    | Total                 | Hispanic           | Total                   | Hispanic           |
| CDBG         | EN           | 2023       | B23MCS30002 | \$55,774.00        |                       | \$47,820.45        |                         | \$47,820.45        |
|              | PI           |            |             | \$3,230.08         |                       | \$3,230.08         |                         | \$3,230.08         |
| <b>Total</b> | <b>Total</b> |            |             | <b>\$59,004.08</b> |                       | <b>\$51,050.53</b> |                         | <b>\$51,050.53</b> |

**Proposed Accomplishments**

**Actual Accomplishments**

Number assisted:

|  | Owner |          | Renter |          | Total |          | Person |          |
|--|-------|----------|--------|----------|-------|----------|--------|----------|
|  | Total | Hispanic | Total  | Hispanic | Total | Hispanic | Total  | Hispanic |
| White:   |       | 0        |        | 0        | 0     | 0        |        | 0        |
| Black/African American:                                  |       | 0        |        | 0        | 0     | 0        |        | 0        |
| Asian:   |       | 0        |        | 0        | 0     | 0        |        | 0        |
| American Indian/Alaskan Native:                          |       | 0        |        | 0        | 0     | 0        |        | 0        |
| Native Hawaiian/Other Pacific Islander:                  |       | 0        |        | 0        | 0     | 0        |        | 0        |
| American Indian/Alaskan Native & White:                  |       | 0        |        | 0        | 0     | 0        |        | 0        |
| Asian White:   |       | 0        |        | 0        | 0     | 0        |        | 0        |
| Black/African American & White:                          |       | 0        |        | 0        | 0     | 0        |        | 0        |
| American Indian/Alaskan Native & Black/African American: |       | 0        |        | 0        | 0     | 0        |        | 0        |
| Other multi-racial:                                      |       | 0        |        | 0        | 0     | 0        |        | 0        |
| Asian/Pacific Islander:                                  |       | 0        |        | 0        | 0     | 0        |        | 0        |
| Hispanic:  |       | 0        |        | 0        | 0     | 0        |        | 0        |





U.S. Department of Housing and Urban Development  
 Office of Community Planning and Development  
 Integrated Disbursement and Information System  
 CDBG Activity Summary Report (GPR) for Program Year 2023  
 RICHLAND

Date: 22-Feb-2024  
 Time: 14:41  
 Page: 43

| Income Category: | Owner | Renter | Total | Person |
|------------------|-------|--------|-------|--------|
| Extremely Low    | 0     | 0      | 0     | 0      |
| Low Mod          | 0     | 0      | 0     | 0      |
| Moderate         | 0     | 0      | 0     | 0      |
| Non Low Moderate | 0     | 0      | 0     | 0      |
| Total            | 0     | 0      | 0     | 0      |
| Percent Low/Mod  |       |        |       |        |

**Annual Accomplishments**  
 No data returned for this view. This might be because the applied filter excludes all data.



U.S. Department of Housing and Urban Development  
Office of Community Planning and Development  
Integrated Disbursement and Information System  
CDBG Activity Summary Report (GPR) for Program Year 2023  
RICHLAND

Date: 22-Feb-2024  
Time: 14:41  
Page: 44

---

|                                |                |
|--------------------------------|----------------|
| Total Funded Amount:           | \$1,277,640.28 |
| Total Drawn Thru Program Year: | \$937,020.80   |
| Total Drawn In Program Year:   | \$207,234.95   |

U.S. DEPARTMENT OF HOUSING AND  
 URBAN DEVELOPMENT  
 OFFICE OF COMMUNITY PLANNING AND  
 DEVELOPMENT  
 PR06 - Summary of Consolidated Plan  
 Projects for Report Year

DATE: 2/22/2024  
 TIME: 2:45:38 PM  
 PAGE: 1/2

IDIS

**Plan IDIS**  
**Year Project**   **Project Title and Description**

|        |   |   |
|--------|---|---|
| 2023 1 | CDBG Planning and Administration                            | Fund necessary for staff to administer, manage and monitor the implementation of CDBG funds and associated federal regulations. Administration funding will include 20% of eligible program income.   |
| 2      | Public Facilities and Improvement                           | Support costs including project delivery of public facility and infrastructure improvements with the Entitlement Grant of \$238,841.00.00 and Program Income of \$20,884.00. This includes removal of material and architectural barriers, new fence for the Domestic Violence Shelter due to security issues with the current fence and duplex renovation for Elijah Family Homes. |
| 3      | Public Service  | Public service funded activities to carry out opportunities to low-income clientele. Senior Life Resources of \$15,000.00 and the ARC of Tri-Cities for \$14,100.00   |
| 4      | HOME Planning and Administration                            | Support costs of staff involved in the administration of the HOME grant. Administration funding will include 10% of eligible program income.  |
| 5      | Richland HOME First-Time Homebuyer Assistance Program       | Support costs of providing down payment assistance up to \$10,000.00 to a qualifying first-time homebuyer, including project delivery.  |
| 6      | Kennewick HOME First-Time Homebuyer Assistance Program      | Support costs of providing down payment assistance to qualifying first-time homebuyers, including project delivery.   |
| 7      | Pasco HOME First-Time Homebuyer Assistance Program          | Support costs of providing down payment assistance to qualifying first-time homebuyers, including project delivery.   |
| 8      | Tenant Based Rental Assistance (TBRA) Program               | TBRA Program will serve approximately 62 households earning at or less than 60% AMI.  |
| 9      | Community Housing Development Organization (CHDO) Set-aside | Project not yet established for 2023, a Request for Proposal is being initiated and initial discussions have occurred with Habitat for Humanity   |
| 10     | Residential Home Rehabilitation                             | The Owner-Occupied Rehabilitation for safety and code violations will serve approximately 20 families with financial assistance to ensure their home is meeting all the safety and code requirements. This program will serve residents who reside in Richland, Kennewick or Pasco  |

U.S. DEPARTMENT OF HOUSING AND  
URBAN DEVELOPMENT  
OFFICE OF COMMUNITY PLANNING AND  
DEVELOPMENT

DATE: 2/22/2024  
TIME: 2:45:38 PM  
PAGE: 2/2

PR06 - Summary of Consolidated Plan  
Projects for Report Year

IDIS

| Program | Project Estimate | Committed Amount | Amount Drawn Thru Report Year | Amount Available to Draw | Amount Drawn in Report Year |
|---------|------------------|------------------|-------------------------------|--------------------------|-----------------------------|
| CDBG    | \$56,054.00      | \$59,004.08      | \$51,050.53                   | \$7,953.55               | \$51,050.53                 |
| CDBG    | \$259,725.00     | \$257,028.83     | \$65,084.04                   | \$191,944.79             | \$65,084.04                 |
| CDBG    | \$29,100.00      | \$29,100.00      | \$25,350.00                   | \$3,750.00               | \$25,350.00                 |
| HOME    | \$71,678.70      | \$0.00           | \$0.00                        | \$0.00                   | \$0.00                      |
| HOME    | \$10,000.00      | \$0.00           | \$0.00                        | \$0.00                   | \$0.00                      |
| HOME    | \$10,000.00      | \$0.00           | \$0.00                        | \$0.00                   | \$0.00                      |
| HOME    | \$10,000.00      | \$0.00           | \$0.00                        | \$0.00                   | \$0.00                      |
| HOME    | \$314,813.00     | \$0.00           | \$0.00                        | \$0.00                   | \$0.00                      |
| HOME    | \$107,518.00     | \$0.00           | \$0.00                        | \$0.00                   | \$0.00                      |
| HOME    | \$292,777.30     | \$30,539.84      | \$1,000.00                    | \$29,539.84              | \$1,000.00                  |



RICHLAND

Count of CDBG and CDBG-CV Activities with Disbursements by Activity Group & Matrix Code

| Activity Group                      | Activity Category                                      | Open Count |                           | Completed Count |                                | Program Year Count | Total Activities Disbursed |
|-------------------------------------|--|------------|---------------------------|-----------------|--------------------------------|--------------------|----------------------------|
|                                     |  | Open Count | Open Activities Disbursed | Completed Count | Completed Activities Disbursed |                    |                            |
| Economic Development                | Micro-Enterprise Assistance (18C)                      | 0          | \$0.00                    | 1               | \$0.00                         | 1                  | \$0.00                     |
|                                     | <b>Total Economic Development</b>                      | <b>0</b>   | <b>\$0.00</b>             | <b>1</b>        | <b>\$0.00</b>                  | <b>1</b>           | <b>\$0.00</b>              |
| Public Facilities and Improvements  | Homeless Facilities (not operating costs) (03C)        | 1          | \$31,089.23               | 2               | \$44,194.81                    | 3                  | \$75,284.04                |
|                                     | Neighborhood Facilities (03E)                          | 1          | \$1,930.37                | 0               | \$0.00                         | 1                  | \$1,930.37                 |
|                                     | Sidewalks (03L)  | 1          | \$4,000.00                | 1               | \$0.00                         | 2                  | \$4,000.00                 |
|                                     | Other Public Improvements Not Listed in 03A-03S (03Z)  | 0          | \$0.00                    | 1               | (\$9,725.06)                   | 1                  | (\$9,725.06)               |
|                                     | <b>Total Public Facilities and Improvements</b>        | <b>3</b>   | <b>\$37,019.60</b>        | <b>4</b>        | <b>\$34,469.75</b>             | <b>7</b>           | <b>\$71,489.35</b>         |
| Public Services                     | Senior Services (05A)                                  | 0          | \$0.00                    | 2               | \$18,750.00                    | 2                  | \$18,750.00                |
|                                     | Services for Persons with Disabilities (05B)           | 0          | \$0.00                    | 2               | \$14,100.00                    | 2                  | \$14,100.00                |
|                                     | Substance Abuse Services (05F)                         | 0          | \$0.00                    | 1               | \$2,829.67                     | 1                  | \$2,829.67                 |
|                                     | Child Care Services (05L)                              | 0          | \$0.00                    | 1               | \$0.00                         | 1                  | \$0.00                     |
|                                     | Subsistence Payment (05Q)                              | 0          | \$0.00                    | 1               | \$12,054.61                    | 1                  | \$12,054.61                |
|                                     | Other Public Services Not Listed in 05A-05Y, 03T (05Z) | 0          | \$0.00                    | 1               | \$0.00                         | 1                  | \$0.00                     |
|                                     | <b>Total Public Services</b>                           | <b>0</b>   | <b>\$0.00</b>             | <b>8</b>        | <b>\$47,734.28</b>             | <b>8</b>           | <b>\$47,734.28</b>         |
| General Administration and Planning | General Program Administration (21A)                   | 3          | \$78,282.24               | 2               | \$9,729.08                     | 5                  | \$88,011.32                |
|                                     | <b>Total General Administration and Planning</b>       | <b>3</b>   | <b>\$78,282.24</b>        | <b>2</b>        | <b>\$9,729.08</b>              | <b>5</b>           | <b>\$88,011.32</b>         |
| <b>Grand Total</b>                  |  | <b>6</b>   | <b>\$115,301.84</b>       | <b>15</b>       | <b>\$91,933.11</b>             | <b>21</b>          | <b>\$207,234.95</b>        |



RICHLAND

**CDBG and CDBG-CV Sum of Actual Accomplishments by Activity Group and Accomplishment Type**

| Activity Group   | Matrix Code                                     | Accomplishment Type                                   | Open Count        |               | Program Year Totals |       |
|--|---|---|-------------------|---------------|---------------------|-------|
|  |   |   | Completed         | Count         |                     |       |
| Economic Development                                   | Micro-Enterprise Assistance (18C)               | Business  | 0                 | 17            | 17                  |       |
|  | <b>Total Economic Development</b>               |   | <b>0</b>          | <b>17</b>     | <b>17</b>           |       |
|  | Public Facilities and Improvements              | Homeless Facilities (not operating costs) (03C)       | Public Facilities | 72            | 309                 | 381   |
|  |   | Neighborhood Facilities (03E)                         | Public Facilities | 0             | 0                   | 0     |
|  |   | Sidewalks (03L)                                       | Public Facilities | 0             | 2,720               | 2,720 |
|  |   | Other Public Improvements Not Listed in 03A-03S (03Z) | Persons           | 0             | 6,660               | 6,660 |
|  | <b>Total Public Facilities and Improvements</b> |   | <b>72</b>         | <b>9,689</b>  | <b>9,761</b>        |       |
|  | Public Services                                 | Senior Services (05A)                                 | Persons           | 0             | 1,194               | 1,194 |
|  |   | Services for Persons with Disabilities (05B)          | Persons           | 0             | 54                  | 54    |
|  |   | Substance Abuse Services (05F)                        | Persons           | 0             | 5                   | 5     |
| Child Care Services (05L)                              |   | Persons   | 0                 | 7             | 7                   |       |
| Subsistence Payment (05Q)                              |   | Persons   | 0                 | 12            | 12                  |       |
| Other Public Services Not Listed in 05A-05Y, 03T (05Z) |   | Persons   | 0                 | 2             | 2                   |       |
| <b>Total Public Services</b>                           |   | <b>0</b>  | <b>1,274</b>      | <b>1,274</b>  |                     |       |
| <b>Grand Total</b>                                     |   |   | <b>72</b>         | <b>10,980</b> | <b>11,052</b>       |       |



RICHLAND

CDBG and CDBG-CV Beneficiaries by Racial / Ethnic Category

| Housing-Non Housing | Race                                   | Total Persons |            |                  | Total Hispanic |          |                  |
|---------------------|--|---------------|------------|------------------|----------------|----------|------------------|
|                     |  | Total Persons | Persons    | Total Households | Total Persons  | Persons  | Total Households |
| Non Housing         | White                                  | 3,702         | 303        | 0                | 0              | 0        | 0                |
|                     | Black/African American                 | 239           | 0          | 0                | 0              | 0        | 0                |
|                     | Asian                                  | 136           | 0          | 0                | 0              | 0        | 0                |
|                     | American Indian/Alaskan Native         | 18            | 0          | 0                | 0              | 0        | 0                |
|                     | Native Hawaiian/Other Pacific Islander | 9             | 0          | 0                | 0              | 0        | 0                |
|                     | American Indian/Alaskan Native & White | 84            | 0          | 0                | 0              | 0        | 0                |
|                     | Black/African American & White         | 6             | 0          | 0                | 0              | 0        | 0                |
|                     | Other multi-racial                     | 198           | 0          | 0                | 0              | 0        | 0                |
|                     | <b>Total Non Housing</b>               | <b>4,392</b>  | <b>303</b> | <b>0</b>         | <b>0</b>       | <b>0</b> | <b>0</b>         |
| Grand Total         | White                                  | 3,702         | 303        | 0                | 0              | 0        | 0                |
|                     | Black/African American                 | 239           | 0          | 0                | 0              | 0        | 0                |
|                     | Asian                                  | 136           | 0          | 0                | 0              | 0        | 0                |
|                     | American Indian/Alaskan Native         | 18            | 0          | 0                | 0              | 0        | 0                |
|                     | Native Hawaiian/Other Pacific Islander | 9             | 0          | 0                | 0              | 0        | 0                |
|                     | American Indian/Alaskan Native & White | 84            | 0          | 0                | 0              | 0        | 0                |
|                     | Black/African American & White         | 6             | 0          | 0                | 0              | 0        | 0                |
|                     | Other multi-racial                     | 198           | 0          | 0                | 0              | 0        | 0                |
|                     | <b>Total Grand Total</b>               | <b>4,392</b>  | <b>303</b> | <b>0</b>         | <b>0</b>       | <b>0</b> | <b>0</b>         |



**RICHLAND**

**CDBG and CDBG-CV Beneficiaries by Income Category ([Click here to view activities](#))**

|                       | <b>Owner Occupied</b> | <b>Renter Occupied</b> | <b>Persons</b> |
|-----------------------|-----------------------|------------------------|----------------|
| <b>Income Levels</b>  |                       |                        |                |
| Extremely Low (<=30%) | 0                     | 0                      | 287            |
| Low (>30% and <=50%)  | 0                     | 0                      | 203            |
| Mod (>50% and <=80%)  | 0                     | 0                      | 139            |
| Total Low-Mod         | 0                     | 0                      | 629            |
| Non Low-Mod (>80%)    | 0                     | 0                      | 112            |
| Total Beneficiaries   | 0                     | 0                      | 741            |

Non Housing





Program Year: 2023  
 Start Date 01-Jan-2023 - End Date 31-Dec-2023  
**RICHLAND CONSORTIUM**  
**Home Disbursements and Unit Completions**

| Activity Type                           | Disbursed Amount      | Units Completed | Units Occupied |
|---|-----------------------|-----------------|----------------|
| Rentals                                 | \$797,505.27          | 4               | 4              |
| TBRA Families                           | \$443,351.67          | 46              | 46             |
| First Time Homebuyers                   | \$9,841.72            | 1               | 1              |
| <b>Total, Rentals and TBRA</b>          | <b>\$1,240,856.94</b> | <b>50</b>       | <b>50</b>      |
| <b>Total, Homebuyers and Homeowners</b> | <b>\$9,841.72</b>     | <b>1</b>        | <b>1</b>       |
| <b>Grand Total</b>                      | <b>\$1,250,698.66</b> | <b>51</b>       | <b>51</b>      |



Program Year: 2023  
 Start Date 01-Jan-2023 - End Date 31-Dec-2023  
**RICHLAND CONSORTIUM**

**Home Unit Completions by Percent of Area Median Income**

| Activity Type                    | Units Completed |           |           |           |                |                |
|----------------------------------|-----------------|-----------|-----------|-----------|----------------|----------------|
|                                  | 0% - 30%        | 31% - 50% | 51% - 60% | 61% - 80% | Total 0% - 60% | Total 0% - 80% |
| Rentals                          | 4               | 0         | 0         | 0         | 4              | 4              |
| TBRA Families                    | 28              | 13        | 3         | 2         | 44             | 46             |
| First Time Homebuyers            | 0               | 0         | 1         | 0         | 1              | 1              |
| Total, Rentals and TBRA          | 32              | 13        | 3         | 2         | 48             | 50             |
| Total, Homebuyers and Homeowners | 0               | 0         | 1         | 0         | 1              | 1              |
| <b>Grand Total</b>               | <b>32</b>       | <b>13</b> | <b>4</b>  | <b>2</b>  | <b>49</b>      | <b>51</b>      |

**Home Unit Reported As Vacant**

| Activity Type                    | Reported as Vacant |
|----------------------------------|--------------------|
| Rentals                          | 0                  |
| TBRA Families                    | 0                  |
| First Time Homebuyers            | 0                  |
| Total, Rentals and TBRA          | 0                  |
| Total, Homebuyers and Homeowners | 0                  |
| <b>Grand Total</b>               | <b>0</b>           |



Program Year: 2023  
 Start Date 01-Jan-2023 - End Date 31-Dec-2023  
 RICHLAND CONSORTIUM

Home Unit Completions by Racial / Ethnic Category

|                        | Rentals         |                             | TBRA Families   |                             | First Time Homebuyers |                             |
|------------------------|-----------------|-----------------------------|-----------------|-----------------------------|-----------------------|-----------------------------|
|                        | Units Completed | Units Completed - Hispanics | Units Completed | Units Completed - Hispanics | Units Completed       | Units Completed - Hispanics |
| White                  | 4               | 2                           | 35              | 12                          | 1                     | 1                           |
| Black/African American | 0               | 0                           | 3               | 1                           | 0                     | 0                           |
| Other multi-racial     | 0               | 0                           | 8               | 7                           | 0                     | 0                           |
| <b>Total</b>           | <b>4</b>        | <b>2</b>                    | <b>46</b>       | <b>20</b>                   | <b>1</b>              | <b>1</b>                    |

|                        | Total, Rentals and TBRA |                             | Total, Homebuyers and Homeowners |                             | Grand Total     |                             |
|------------------------|-------------------------|-----------------------------|----------------------------------|-----------------------------|-----------------|-----------------------------|
|                        | Units Completed         | Units Completed - Hispanics | Units Completed                  | Units Completed - Hispanics | Units Completed | Units Completed - Hispanics |
| White                  | 39                      | 14                          | 1                                | 1                           | 40              | 15                          |
| Black/African American | 3                       | 1                           | 0                                | 0                           | 3               | 1                           |
| Other multi-racial     | 8                       | 7                           | 0                                | 0                           | 8               | 7                           |
| <b>Total</b>           | <b>50</b>               | <b>22</b>                   | <b>1</b>                         | <b>1</b>                    | <b>51</b>       | <b>23</b>                   |



**PART I: SUMMARY OF CDBG RESOURCES**

|   |            |
|---|------------|
| 01 UNEXPENDED CDBG FUNDS AT END OF PREVIOUS PROGRAM YEAR  | 0.00       |
| 02 ENTITLEMENT GRANT                                      | 280,270.00 |
| 03 SURPLUS URBAN RENEWAL                                  | 0.00       |
| 04 SECTION 108 GUARANTEED LOAN FUNDS                      | 0.00       |
| 05 CURRENT YEAR PROGRAM INCOME                            | 16,352.42  |
| 05a CURRENT YEAR SECTION 108 PROGRAM INCOME (FOR SI TYPE) | 0.00       |
| 06 FUNDS RETURNED TO THE LINE-OF-CREDIT                   | 9,725.06   |
| 06a FUNDS RETURNED TO THE LOCAL CDBG ACCOUNT              | 0.00       |
| 07 ADJUSTMENT TO COMPUTE TOTAL AVAILABLE                  | 0.00       |
| 08 TOTAL AVAILABLE (SUM, LINES 01-07)                     | 306,347.48 |

**PART II: SUMMARY OF CDBG EXPENDITURES**

|  |            |
|--|------------|
| 09 DISBURSEMENTS OTHER THAN SECTION 108 REPAYMENTS AND PLANNING/ADMINISTRATION | 105,238.65 |
| 10 ADJUSTMENT TO COMPUTE TOTAL AMOUNT SUBJECT TO LOW/MOD BENEFIT               | 0.00       |
| 11 AMOUNT SUBJECT TO LOW/MOD BENEFIT (LINE 09 + LINE 10)                       | 105,238.65 |
| 12 DISBURSED IN IDIS FOR PLANNING/ADMINISTRATION                               | 88,011.32  |
| 13 DISBURSED IN IDIS FOR SECTION 108 REPAYMENTS                                | 0.00       |
| 14 ADJUSTMENT TO COMPUTE TOTAL EXPENDITURES                                    | 0.00       |
| 15 TOTAL EXPENDITURES (SUM, LINES 11-14)                                       | 193,249.97 |
| 16 UNEXPENDED BALANCE (LINE 08 - LINE 15)                                      | 113,097.51 |

**PART III: LOWMOD BENEFIT THIS REPORTING PERIOD**

|  |            |
|--|------------|
| 17 EXPENDED FOR LOW/MOD HOUSING IN SPECIAL AREAS | 0.00       |
| 18 EXPENDED FOR LOW/MOD MULTI-UNIT HOUSING       | 105,238.65 |
| 19 DISBURSED FOR OTHER LOW/MOD ACTIVITIES        | 0.00       |
| 20 ADJUSTMENT TO COMPUTE TOTAL LOW/MOD CREDIT    | 105,238.65 |
| 21 TOTAL LOW/MOD CREDIT (SUM, LINES 17-20)       | 105,238.65 |
| 22 PERCENT LOW/MOD CREDIT (LINE 21/LINE 11)      | 100.00%    |

**LOW/MOD BENEFIT FOR MULTI-YEAR CERTIFICATIONS**

|   |             |
|---|-------------|
| 23 PROGRAM YEARS(PY) COVERED IN CERTIFICATION                         | PY: PY: PY: |
| 24 CUMULATIVE NET EXPENDITURES SUBJECT TO LOW/MOD BENEFIT CALCULATION | 0.00        |

25 CUMULATIVE EXPENDITURES BENEFITTING LOW/MOD PERSONS  
 26 PERCENT BENEFIT TO LOW/MOD PERSONS (LINE 25/LINE 24)

**PART IV: PUBLIC SERVICE (PS) CAP CALCULATIONS**

27 DISBURSED IN IDIS FOR PUBLIC SERVICES  
 28 PS UNLIQUIDATED OBLIGATIONS AT END OF CURRENT PROGRAM YEAR  
 29 PS UNLIQUIDATED OBLIGATIONS AT END OF PREVIOUS PROGRAM YEAR  
 30 ADJUSTMENT TO COMPUTE TOTAL PS OBLIGATIONS  
 31 TOTAL PS OBLIGATIONS (LINE 27 + LINE 28 - LINE 29 + LINE 30)  
 32 ENTITLEMENT GRANT  
 33 PRIOR YEAR PROGRAM INCOME  
 34 ADJUSTMENT TO COMPUTE TOTAL SUBJECT TO PS CAP  
 35 TOTAL SUBJECT TO PS CAP (SUM, LINES 32-34)  
 36 PERCENT FUNDS OBLIGATED FOR PS ACTIVITIES (LINE 31/LINE 35)

**PART V: PLANNING AND ADMINISTRATION (PA) CAP**

37 DISBURSED IN IDIS FOR PLANNING/ADMINISTRATION  
 38 PA UNLIQUIDATED OBLIGATIONS AT END OF CURRENT PROGRAM YEAR  
 39 PA UNLIQUIDATED OBLIGATIONS AT END OF PREVIOUS PROGRAM YEAR  
 40 ADJUSTMENT TO COMPUTE TOTAL PA OBLIGATIONS  
 41 TOTAL PA OBLIGATIONS (LINE 37 + LINE 38 - LINE 39 +LINE 40)  
 42 ENTITLEMENT GRANT  
 43 CURRENT YEAR PROGRAM INCOME  
 44 ADJUSTMENT TO COMPUTE TOTAL SUBJECT TO PA CAP  
 45 TOTAL SUBJECT TO PA CAP (SUM, LINES 42-44)  
 46 PERCENT FUNDS OBLIGATED FOR PA ACTIVITIES (LINE 41/LINE 45)

**LINE 17 DETAIL: ACTIVITIES TO CONSIDER IN DETERMINING THE AMOUNT TO ENTER ON LINE 17**

No data returned for this view. This might be because the applied filter excludes all data.

|            |  |
|------------|--|
| 0.00       |  |
| 0.00%      |  |
| 35,679.67  |  |
| 0.00       |  |
| 0.00       |  |
| 0.00       |  |
| 35,679.67  |  |
| 280,270.00 |  |
| 43,418.27  |  |
| 0.00       |  |
| 323,688.27 |  |
| 11.02%     |  |
| 88,011.32  |  |
| 0.00       |  |
| 0.00       |  |
| 0.00       |  |
| 88,011.32  |  |
| 280,270.00 |  |
| 16,352.42  |  |
| 0.00       |  |
| 296,622.42 |  |
| 29.67%     |  |

**LINE 18 DETAIL: ACTIVITIES TO CONSIDER IN DETERMINING THE AMOUNT TO ENTER ON LINE 18**

No data returned for this view. This might be because the applied filter excludes all data.

**LINE 19 DETAIL: ACTIVITIES INCLUDED IN THE COMPUTATION OF LINE 19**

| Plan         | LUS | LUS  | Voucher | Activity Name   | MATR ID   | Drawn Amount        |
|--------------|-----|------|---------|---|-----------|---------------------|
| 2022         | 2   | 1354 | 6784979 | Re-Roof DVS Shelter   | 03C LMC   | \$14,200.00         |
| 2023         | 2   | 1368 | 6797261 | Duplex Renovation-for persons in sobriety whom are currently homelessness | 03C LMC   | \$1,975.60          |
| 2023         | 2   | 1368 | 6797262 | Duplex Renovation-for persons in sobriety whom are currently homelessness | 03C LMC   | \$1,601.85          |
| 2023         | 2   | 1368 | 6801975 | Duplex Renovation-for persons in sobriety whom are currently homelessness | 03C LMC   | \$16,196.30         |
| 2023         | 2   | 1368 | 6801978 | Duplex Renovation-for persons in sobriety whom are currently homelessness | 03C LMC   | \$8,222.07          |
| 2023         | 2   | 1368 | 6808247 | Duplex Renovation-for persons in sobriety whom are currently homelessness | 03C LMC   | \$1,998.99          |
| 2023         | 2   | 1370 | 6842209 | new fencing and beautification of homeless shelter                        | 03C LMC   | \$31,089.23         |
| 2023         | 2   | 1367 | 6832021 | Removal of Architectural Barriers   | 03C Matrx | \$75,284.04         |
| 2020         | 3   | 1311 | 6719833 | PW-ADA, RRF&B & Sidewalk Improvements                                     | 03L LMC   | \$4,000.00          |
| 2022         | 3   | 1359 | 6716807 | Meals On Wheels Program   | 03Z Matrx | \$4,000.00          |
| 2023         | 3   | 1369 | 6806653 | Meals on Wheels   | 03Z LMA   | (\$9,725.06)        |
| 2023         | 3   | 1369 | 6827679 | Meals on Wheels   | 05A Matrx | (\$9,725.06)        |
| 2023         | 3   | 1366 | 6827700 | ARC of Tri-Cities Therapeutic Services                                    | 05A LMC   | \$18,750.00         |
| 2022         | 3   | 1360 | 6721896 | Transition To Success Program   | 05B Matrx | \$14,100.00         |
|              |     |      |         |   | 05F LMC   | \$2,829.67          |
| <b>Total</b> |     |      |         |   | 05F Matrx | \$2,829.67          |
|              |     |      |         |   |           | <b>\$105,238.65</b> |

**LINE 27 DETAIL: ACTIVITIES INCLUDED IN THE COMPUTATION OF LINE 27**

| Plan         | LUS | LUS  | Voucher | Activity Name                          | MATR ID    | Drawn Amount       |
|--------------|-----|------|---------|--|------------|--------------------|
| 2022         | 3   | 1359 | 6716807 | Meals On Wheels Program                | B E05A LMC | \$7,500.00         |
| 2023         | 3   | 1369 | 6806653 | Meals on Wheels                        | B E05A LMC | \$7,500.00         |
| 2023         | 3   | 1369 | 6827679 | Meals on Wheels                        | B E05A LMC | \$3,750.00         |
| 2023         | 3   | 1366 | 6827700 | ARC of Tri-Cities Therapeutic Services | 05A Matrx  | \$18,750.00        |
|              |     |      |         |  | B E05B LMC | \$14,100.00        |
| 2022         | 3   | 1360 | 6721896 | Transition To Success Program          | 05B Matrx  | \$14,100.00        |
|              |     |      |         |  | B E05F LMC | \$2,829.67         |
|              |     |      |         |  | 05F Matrx  | \$2,829.67         |
| <b>Total</b> |     |      |         |  |            | <b>\$35,679.67</b> |
|              |     |      |         |  |            | <b>\$35,679.67</b> |



**CDBG and CDBG-CV Community Development Block Grant Performance Profile**

PR54 - RICHLAND, WA

Program Year From 01-01-2023 To 12-31-2023

U.S. Department of Housing and Urban Development

Office of Community Planning and Development

Integrated Disbursement and Information System

DATE: 02-22-24

TIME: 14:59

PAGE: 1

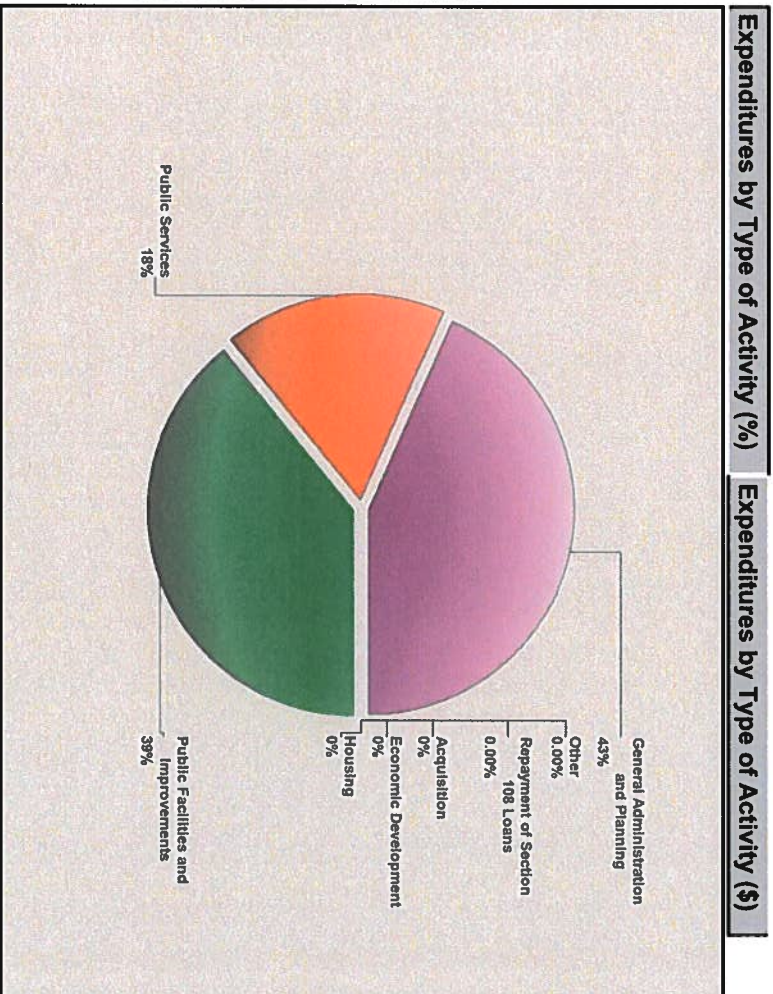
**Program Year 2023 Funds**

2023 CDBG and CDBG-CV Allocation \$280,270.00  
 Program Income Received During Program Year 2023 \$16,352.42  
 Funds Returned to Local Program Account \$0.00  
 During Program Year 2023  
**Total Available<sup>1</sup> \$296,622.42**

**Expenditures<sup>2</sup>**

| Type of Activity                    | Expenditure         | Percentage     |
|-------------------------------------|---------------------|----------------|
| Acquisition                         | \$0.00              | 0.00%          |
| Economic Development                | \$0.00              | 0.00%          |
| Housing                             | \$0.00              | 0.00%          |
| Public Facilities and Improvements  | \$79,284.04         | 39.06%         |
| Public Services                     | \$35,679.67         | 17.58%         |
| General Administration and Planning | \$88,011.32         | 43.36%         |
| Other                               | \$0.00              | 0.00%          |
| Repayment of Section 108 Loans      | \$0.00              | 0.00%          |
| <b>Total</b>                        | <b>\$202,975.03</b> | <b>100.00%</b> |


**Timeliness**  
 Timeliness Ratio - unexpended funds as percent of 2023 allocation 1.43





**Program Targeting**

|  |         |
|--|---------|
| 1 -Percentage of Expenditures Assisting Low- and Moderate-Income Persons and Households Either Directly or On an Area Basis <sup>3</sup>               | 100.00% |
| 2 -Percentage of Expenditures That Benefit Low/Mod Income Areas  | 0.00%   |
| 3 -Percentage of Expenditures That Aid in The Prevention or Elimination of Slum or Blight  | 0.00%   |
| 4 -Percentage of Expenditures Addressing Urgent Needs  | 0.00%   |
| 5 -Funds Expended in Neighborhood (Community For State) Revitalization Strategy Areas and by Community Development Financial Institution.              | \$0.00  |
| 6 -Percentage of Funds Expended in Neighborhood (Community For State) Revitalization Strategy Areas and by Community Development Financial Institution | 0.00%   |







**CDBG and CDBG-CV Community Development Block Grant Performance Profile**

PR54 - RICHLAND, WA

Program Year From 01-01-2023 To 12-31-2023

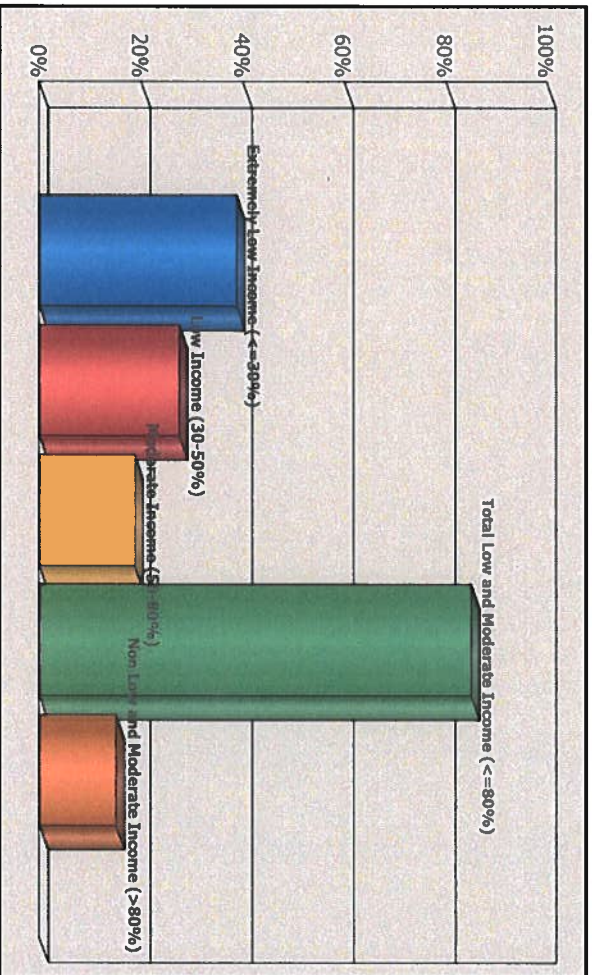
DATE: 02-22-24  
 TIME: 14:59  
 PAGE: 3

**CDBG Beneficiaries by Racial/Ethnic Category<sup>4</sup>**

| Race  | Total  | Hispanic |
|---|--------|----------|
| White   | 88.80% | 100.00%  |
| Black/African American                            | 1.75%  | 0.00%    |
| Asian   | 0.13%  | 0.00%    |
| American Indian/Alaskan Native                    | 2.43%  | 0.00%    |
| Native Hawaiian/Other Pacific Islander            | 0.94%  | 0.00%    |
| American Indian/Alaskan Native & White            | 0.00%  | 0.00%    |
| Asian & White                                     | 0.00%  | 0.00%    |
| Black/African American & White                    | 0.81%  | 0.00%    |
| Amer. Indian/Alaskan Native & Black/African Amer. | 0.00%  | 0.00%    |
| Other multi-racial                                | 5.13%  | 0.00%    |
| Asian/Pacific Islander (valid until 03-31-04)     | 0.00%  | 0.00%    |
| Hispanic (valid until 03-31-04)                   | 0.00%  | 0.00%    |

**Income of CDBG Beneficiaries**

| Income Level                          | Percentage |
|---------------------------------------|------------|
| Extremely Low Income (<=30%)          | 38.73%     |
| Low Income (30-50%)                   | 27.40%     |
| Moderate Income (50-80%)              | 18.76%     |
| Total Low and Moderate Income (<=80%) | 84.89%     |
| Non Low and Moderate Income (>80%)    | 15.11%     |





| Accomplishment  | Number             |
|---|--------------------|
| Actual Jobs Created or Retained   | 0                  |
| Households Receiving Housing Assistance                                       | 0                  |
| Persons Assisted Directly, Primarily By Public Services and Public Facilities | 741                |
| Persons for Whom Services and Facilities were Available                       | 6,660 <sup>s</sup> |
| Units Rehabilitated-Single Units  | 0                  |
| Units Rehabilitated-Multi Unit Housing  | 0                  |

**Funds Leveraged for Activities Completed: \$1,865,152.00**

**Notes**

- 1 Also, additional funds may have been available from prior years.
- 2 The return of grant funds is not reflected in these expenditures.
- 3 Derived by dividing annual expenditures for low-and moderate-income activities by the total expenditures for all activities (excluding planning and administration, except when State planning activities have a national objective) during the program year.
- 4 For entitlement communities, these data are only for those activities that directly benefit low- and moderate-income persons or households. They do not include data for activities that provide assistance to low- and moderate-income persons on an area basis, activities that aid in the prevention and elimination of slums and blight, and activities that address urgent needs. For states, these data are reported for all activities that benefit low- and moderate-income persons or households, aid in the prevention and elimination of slums and blight, and address urgent needs.
- 5 This number represents the total number of persons/households for whom services/facilities were available for [in many cases] multiple area benefit activities as reported by grantees. A service or facility meeting the national objective of benefiting low- and moderate-income persons on an area basis is available to all residents of the area served by the activity. If one or more activities had the same or overlapping service areas, the number of persons served by each activity was used to calculate the total number served; e.g., if two activities providing different services had the same service area, the number of persons in the service area would be counted twice; once for each activity.