

**NO
PARKING**

WHITE STENCILED
LETTERING
(MINIMUM 12" HIGH)

PLAN

NOTES:

1. CONCRETE FORMS SHALL BE INSPECTED BY CITY OF RICHLAND PUBLIC WORKS PRIOR TO PLACEMENT OF CONCRETE. SEE SPECIFICATIONS FOR SOLID WASTE CONTAINER SITES.



**SOLID WASTE
CONTAINER PAD
(NO WALLS OR FENCE)**

PUBLIC WORKS ENGINEERING

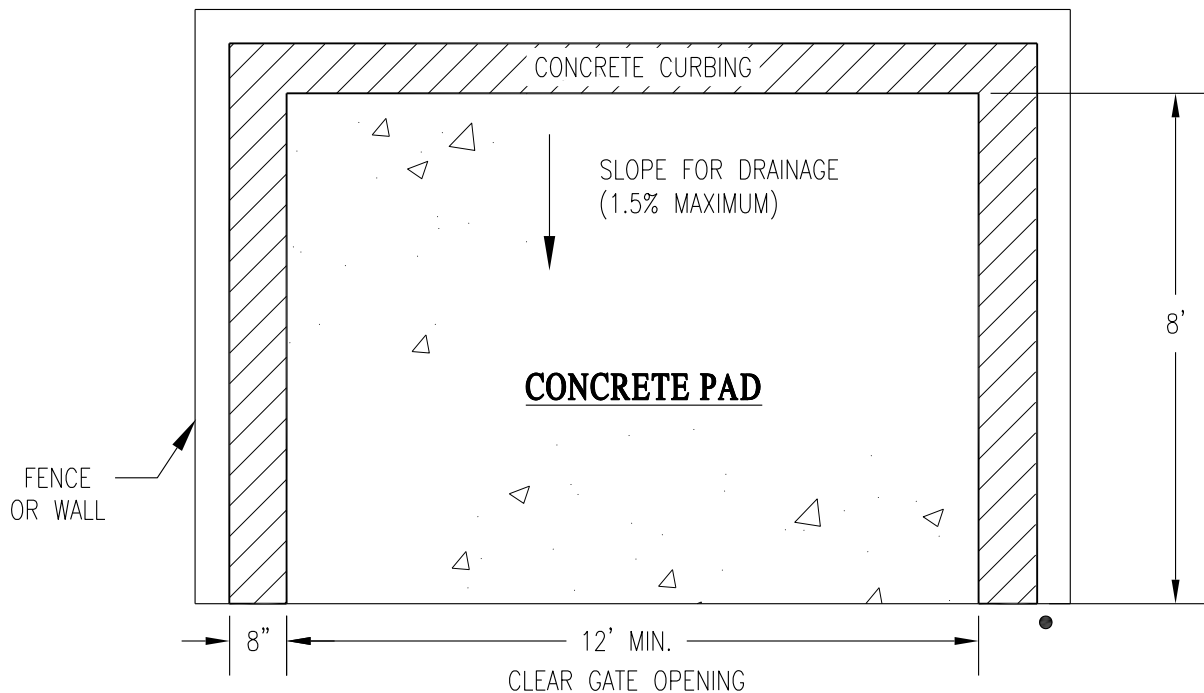
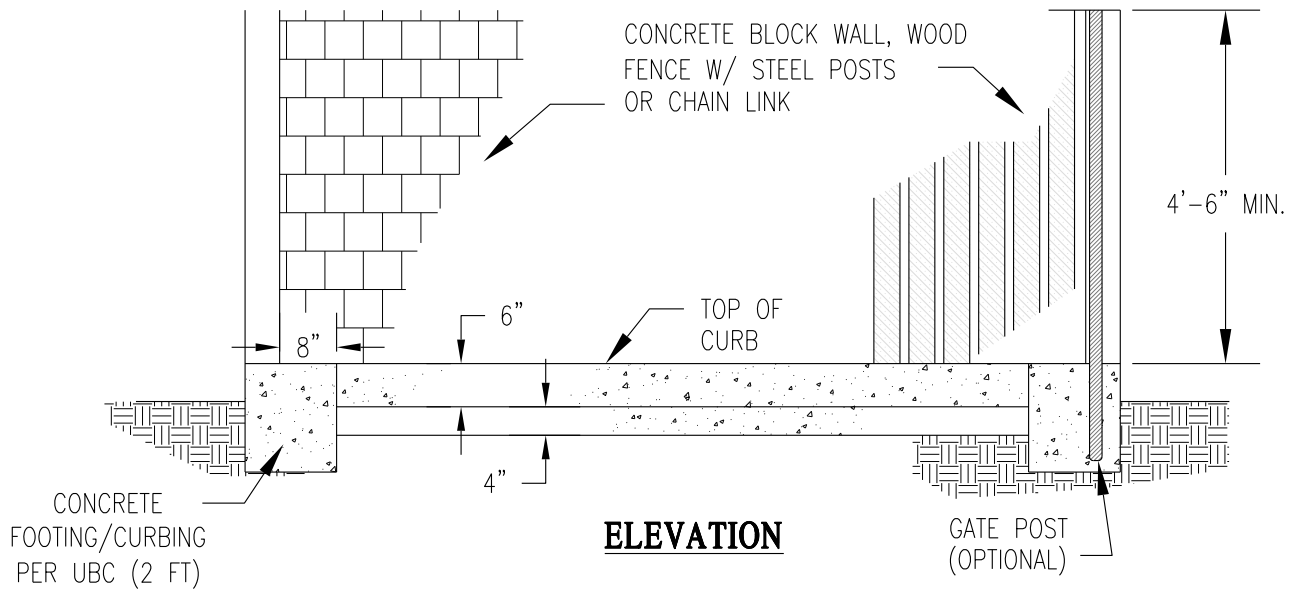
APPR. BY: JR

DATE: 05.14

DRAWN BY: JG

DWG: SW1

CAD FILE: 2014_SW1_05_2014



NOTES:

1. CONCRETE FORMS SHALL BE INSPECTED BY CITY OF RICHLAND PUBLIC WORKS PRIOR TO PLACEMENT OF CONCRETE. SEE SPECIFICATIONS FOR SOLID WASTE CONTAINER SITES.

2. GATE SHALL HAVE LATCHES TO HOLD THE GATE IN OPENED POSITION.

**NO
PARKING**

WHITE STENCILED
LETTERING
(MINIMUM 12" HIGH)



OPTIONAL SINGLE
SOLID WASTE
CONTAINER ENCLOSURE

PUBLIC WORKS ENGINEERING

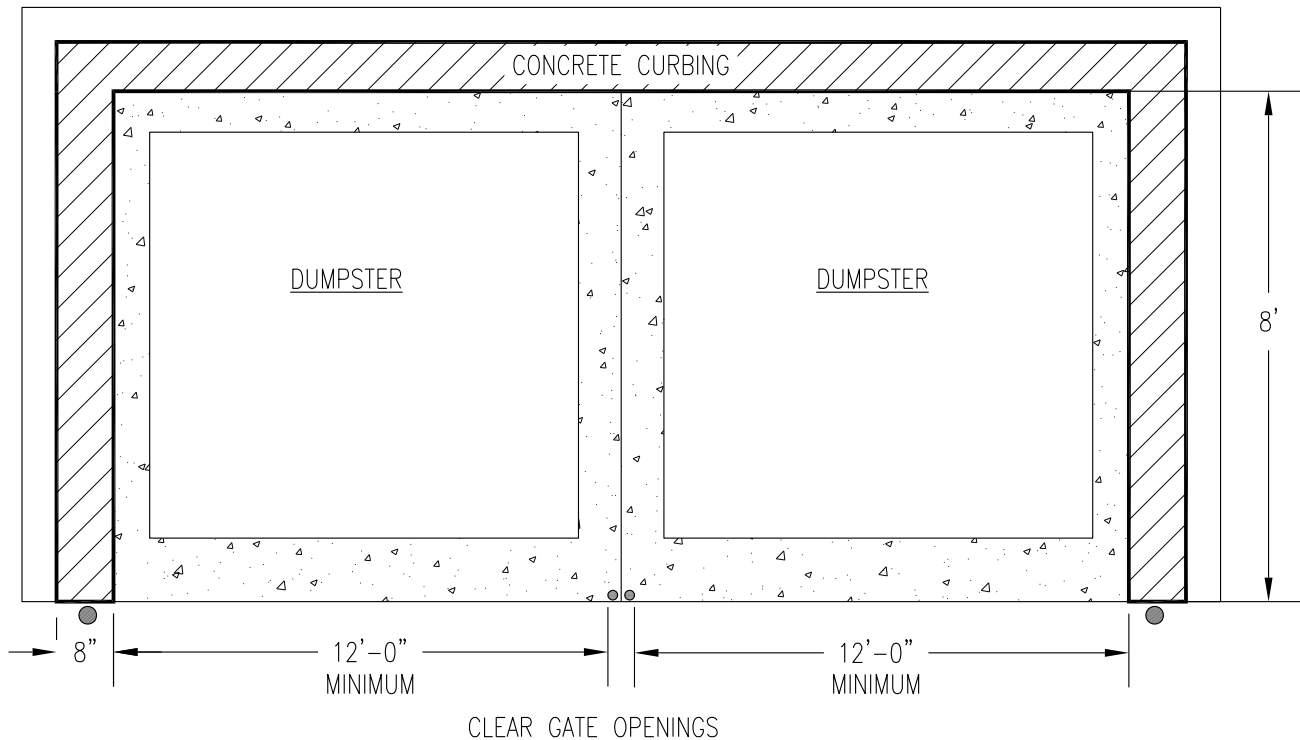
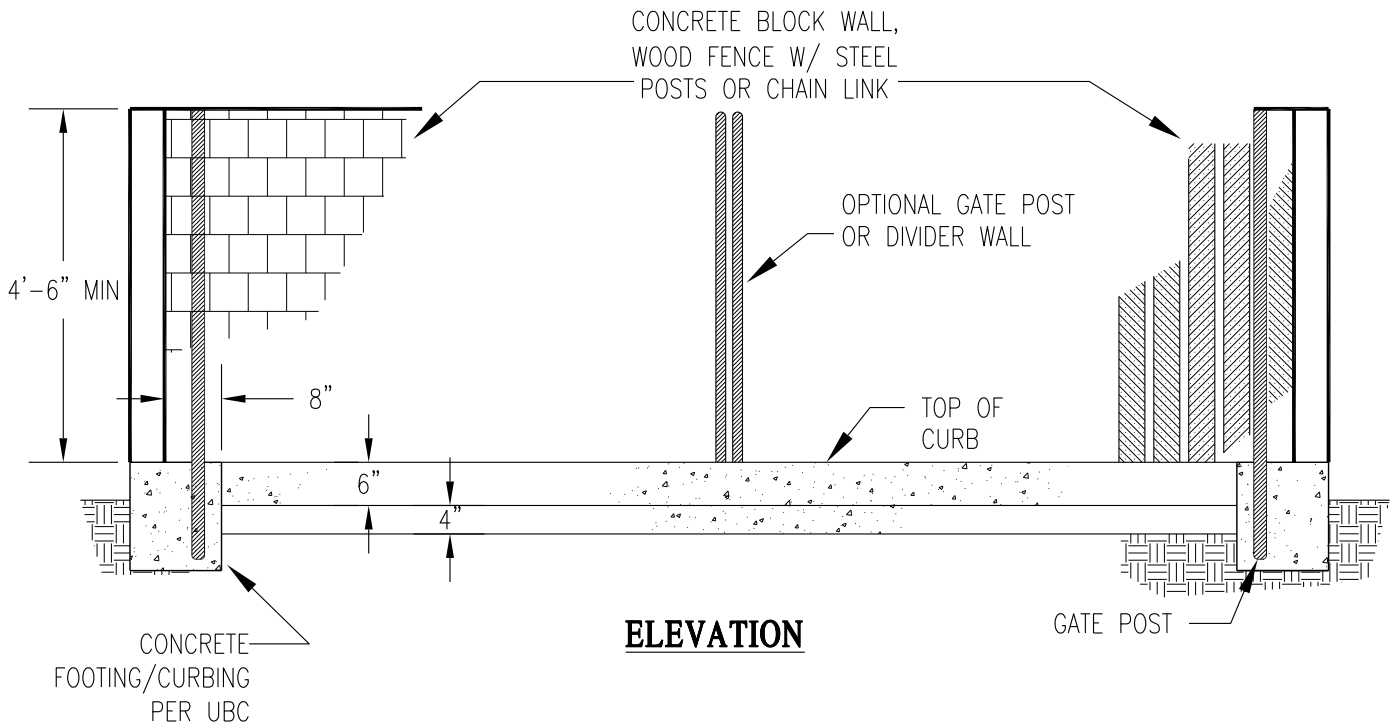
APPR. BY: PKR

DATE: 05.14

DRAWN BY: LD

DWG: SW2A

CAD FILE: 2014_SW2A_05_2014



NOTES:

PLAN

1. CONCRETE FORMS SHALL BE INSPECTED BY CITY OF RICHLAND PUBLIC WORKS PRIOR TO PLACEMENT OF CONCRETE. SEE SPECIFICATIONS FOR SOLID WASTE CONTAINER SITES.



OPTIONAL DOUBLE
SOLID WASTE
CONTAINER ENCLOSURE

PUBLIC WORKS ENGINEERING

APPR. BY: JR

DATE: 09.13

DRAWN BY: JG

DWG: SW2B

CAD FILE: 2013_SW2B_09_2013

STANDARD REQUIREMENTS

1. A FOUR (4) INCH MINIMUM THICK CONCRETE PAD SHALL BE PROVIDED. IN THOSE LOCATIONS WHERE A CONTAINER ENCLOSURE IS NOT DESIRED THE PAD SHALL HAVE A MINIMUM EIGHT (8) FOOT WIDTH AND EIGHT (8) FOOT DEPTH.
2. THE CONCRETE PAD SHALL BE SLOPED TO THE FRONT TO ELIMINATE PONDING WITH A MAXIMUM SLOPE OF 1.5%, OR PROVIDED WITH A DRAIN THRU THE CURBING.
3. A SIX (6) INCH HIGH AND EIGHT (8) INCH WIDE CURB SHALL BE PROVIDED TO THE REAR AND SIDES OF THE PAD. IF A CONTAINER ENCLOSURE IS NOT DESIRED, THE REAR CURBING SHALL RUN ALONG THE FULL WIDTH OF THE PAD, AND THE SIDE CURBING SHALL BE A MINIMUM OF FIVE (5) FEET IN LENGTH FROM THE BACK CURB. (SEE STANDARD DETAIL OF SOLID WASTE CONTAINER PAD, SW1)
4. THE CONCRETE FORMS SHALL BE INSPECTED AND APPROVED BY THE CITY OF RICHLAND PUBLIC WORKS ENGINEERING DEPARTMENT FOR SIZE AND LOCATION PRIOR TO THE PLACEMENT OF ANY CONCRETE.
5. COLLECTION VEHICLES REQUIRE AT LEAST 14 FEET AND 6 INCHES OF VERTICAL CLEARANCE OVER THE ENTIRE APPROACH TO AND FROM THE PAD OR ENCLOSURE. ANY CURVES IN SAID ACCESS SHALL BE 10 FEET WIDE AND SHALL HAVE A MINIMUM OUTSIDE RADIUS OF 35 FEET AND A MINIMUM INSIDE RADIUS OF 25 FEET. NO ADDITIONAL CONTAINERS SHALL BE STORED IN THE ACCESS PATH TO THE DUMPSTER. A GARBAGE TRUCK TURNING RADIUS TEMPLATE IS AVAILABLE FROM CITY OF RICHLAND PUBLIC WORKS ENGINEERING DEPARTMENT UPON REQUEST.
6. A DISTANCE OF NO GREATER THAN 50- FEET SHALL BE REQUIRED FOR CITY COLLECTION VEHICLES TO BACK AWAY FROM WASTE CONTAINER PADS OR ENCLOSURES.
7. THE DRIVEWAY APPROACH TO THE DUMPSTER PAD OR ENCLOSURE SHALL BE A FIRM LEVEL SURFACE OF ASPHALT, CONCRETE OR COMPACTED GRAVEL TO ACCOMMODATE THE WEIGHT OF THE COLLECTION VEHICLES.
8. THE LOCATION OF WASTE CONTAINER PADS AND ENCLOSURES SHALL BE DESIGNED TO MINIMIZE POTENTIAL INJURY TO CITY EMPLOYEES OR THE PUBLIC AND DAMAGE TO PROPERTY FROM WASTE COLLECTION VEHICLES.
9. THE SOLID WASTE CONTAINER PAD OR ENCLOSURE SHALL BE LOCATED A MINIMUM OF FIVE (5) FEET FROM COMBUSTIBLE WALLS, BUILDINGS, OPENINGS OR COMBUSTIBLE ROOF EAVE LINES. THE CONTAINER SHALL NOT BE LOCATED UNDER OVERHEAD WIRES, TREE BRANCHES OR OTHER OVERHEAD OBSTRUCTIONS.
10. THE AREA IN FRONT OF THE SOLID WASTE CONTAINER PAD OR ENCLOSURE SHALL BE MARKED AS A "NO PARKING" ZONE WITH MINIMUM 12" HIGH WHITE STENCILED LETTERING.
11. COMMERCIAL PLAN SUBMITTALS SHALL SHOW THE LOCATION OF ALL PROPOSED WASTE CONTAINER PADS OR ENCLOSURES ON SCALED SITE PLANS. PADS AND ENCLOSURES SHALL BE SHOWN RELATIVE TO ALL OTHER BUILDINGS AND UTILITIES.
12. COMMERCIAL SITE PLAN SUBMITTALS WITH PROPOSED WASTE CONTAINER PADS OR ENCLOSURES SHALL REFERENCE OR SHOW CITY OF RICHLAND STANDARD DETAILS SW1 OR SW2. ANY DEVIATIONS FROM THE CITY STANDARDS AND SPECIFICATIONS SHALL BE NOTED AND DETAILED AND APPROVED BY THE CITY'S PUBLIC WORKS ENGINEERING DEPARTMENT PRIOR TO PERMIT ISSUANCE.



SOLID WASTE CONTAINER SITE SPECIFICATIONS SHEET 1 OF 2

PUBLIC WORKS ENGINEERING

APPR. BY: JR

DATE: 09.13

DRAWN BY: JG

DWG: SW3

CAD FILE: 2013_SW3-1_09_2013

OPTIONAL CONTAINER ENCLOSURE

- A. IF A CONTAINER ENCLOSURE IS DESIRED, THE CONCRETE CURB SHALL BE ON THREE SIDES, WITH A TWELVE (12) FOOT CLEAR GATE OPENING, A TWELVE (12) FOOT PAD WIDTH AND A EIGHT (8) FOOT PAD DEPTH. THERE SHALL BE A MINIMUM CLEARANCE OF EIGHT (8) INCHES FROM THE FACE OF THE CURB TO THE INSIDE FACE OF THE FENCE OR WALL OF THE ENCLOSURE. THE FENCE OR WALL SHALL HAVE A MINIMUM HEIGHT OF FOUR (4) FEET, SIX (6) INCHES. (SEE STANDARD DETAIL SW2-A FOR OPTIONAL SOLID WASTE CONTAINER ENCLOSURES)
- B. GATED ENCLOSURES SHALL HAVE LATCHES TO HOLD THE GATE IN THE OPEN POSITION. THE GATES SHALL BE DESIGNED TO OPEN AT AN ANGLE WIDE ENOUGH TO ALLOW CLEAR ACCESS INTO THE ENCLOSURE BY THE COLLECTION VEHICLES.
- C. FOR ENCLOSURES WHERE MORE THAN ONE CONTAINER WILL BE USED A MINIMUM OF 12- FEET OF CLEAR ACCESS SHALL BE PROVIDED TO EACH DUMPSTER WITHIN THE ENCLOSURE. THE CLEAR ACCESS DISTANCE SHALL EXCLUDE SPACE UTILIZED FOR RECYCLE CONTAINERS AND DIVIDING WALLS OR GATE POSTS.
- D. WHERE A CONCRETE BLOCK CONTAINER ENCLOSURE IS INSTALLED, VERTICAL AND HORIZONTAL STEEL REINFORCEMENT SHALL BE REQUIRED IN ACCORDANCE WITH THE CURRENT UNIFORM BUILDING CODE.
- E. CONTAINER ENCLOSURES SHALL NOT BE BUILT IN AN EASEMENT OR OVER A UTILITY.

OPTIONAL SOLID WASTE COMPACTORS

- A. A CONCRETE PAD LARGE ENOUGH FOR THE ENTIRE UNIT SHALL BE PROVIDED.
- B. THE CONCRETE PAD SHALL HAVE A MINIMUM SIX (6) INCH CURB ON THREE SIDES AND SLOPE TO A DRAIN IN THE PAD. THE FOURTH SIDE MUST BE OPEN TO ALLOW STRAIGHT ACCESS FOR COLLECTION VEHICLES.
- C. THE CONCRETE PAD DRAIN SHALL BE TRAPPED, FROST PROOF AND HAVE A REMOVABLE "BASKET" STRAINER TO KEEP OUT LARGE SOLIDS.
- D. THE DRAIN SHALL BE INSTALLED IN THE AREA OF THE PAD WHERE THE LEAKAGE IS ANTICIPATED AND THE PAD SHALL BE SLOPED TOWARD THE DRAIN.
- E. THE DRAIN SHALL BE PLUMBED INTO THE SANITARY SEWAGE DISPOSAL SYSTEM AND SHALL INCLUDE AN OIL/WATER SEPARATOR. IT SHALL NOT BE PLUMBED INTO THE STORM DRAIN SYSTEM.
- F. COLD RUNNING WATER SHALL BE PROVIDED AND SHALL HAVE FREEZE-PROOF VALVES. AN INTERIOR FAUCET WITH ATTACHED HOSE MAY BE UTILIZED. ALL SURFACES SHALL BE EASILY CLEANABLE.
- G. ODOR NEUTRALIZING EQUIPMENT MAY BE REQUIRED DEPENDING ON COLLECTION FREQUENCY AND SOLID WASTE COMPOSITION. IF SUCH EQUIPMENT IS DEEMED NECESSARY BY THE CITY OF RICHLAND, IT SHALL BE PROVIDED BY THE OWNER.



SOLID WASTE CONTAINER SITE SPECIFICATIONS SHEET 2 OF 2

PUBLIC WORKS ENGINEERING

APPR. BY: JR

DATE: 09.13

DRAWN BY: JG

DWG: SW3

CAD FILE: 2013_SW3-2_09_2013