


# Downloading PulsePoint

A STEP-BY-STEP GUIDE





App Store or  
Google Play  
Download



## Welcome To PulsePoint

PLEASE REVIEW THE EULA AND SELECT "I AGREE"

### LICENSED APPLICATION END USER LICENSE AGREEMENT

PulsePoint software and services are licensed, not sold, to You for use only under the terms of this license. The PulsePoint Foundation ("Application Provider") reserves all rights not expressly granted to You. The Product that is subject to this license is referred to in this license as the "Licensed Application."

#### **"PulsePoint" Would Like to Send You Notifications**

Notifications may include alerts, sounds, and icon badges. These can be configured in Settings.

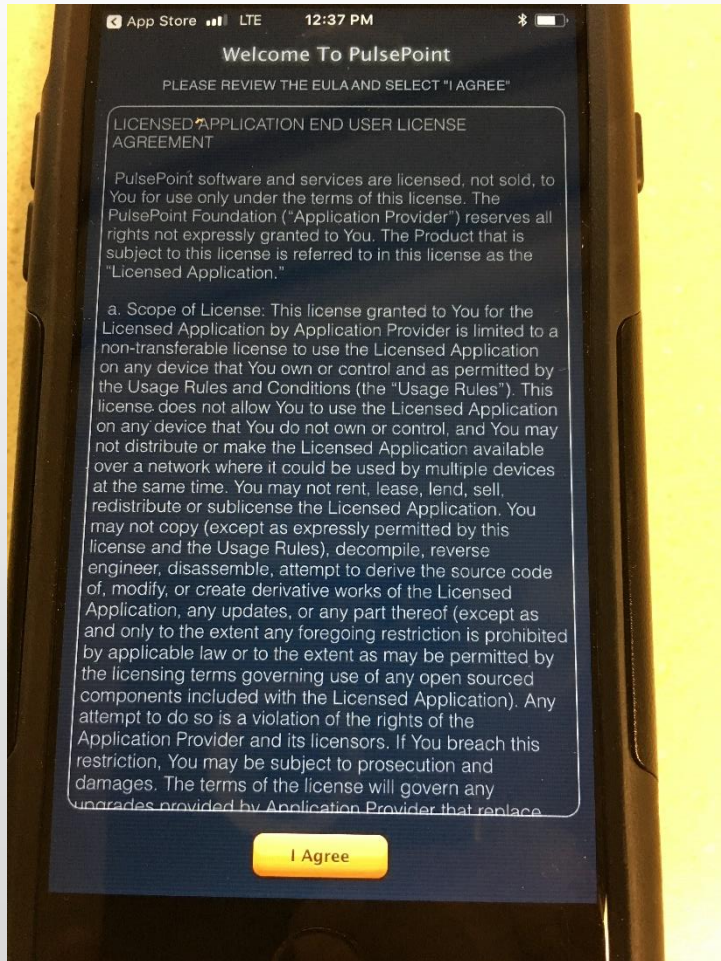
**Don't Allow**

**Allow**

**Once downloaded, it  
will automatically  
ask if you want to  
receive notifications.**

**Please click "Allow" in order to receive CPR  
notifications.**

# User License Agreement



- You will have to click “I Agree” to proceed.



You aren't following any agencies yet.

To follow an agency, select "⚙ Settings" from the menu or "Add Agency" from the dial drop-down.

### CPR Trained?

Do you want to be notified of nearby CPR-needed events?

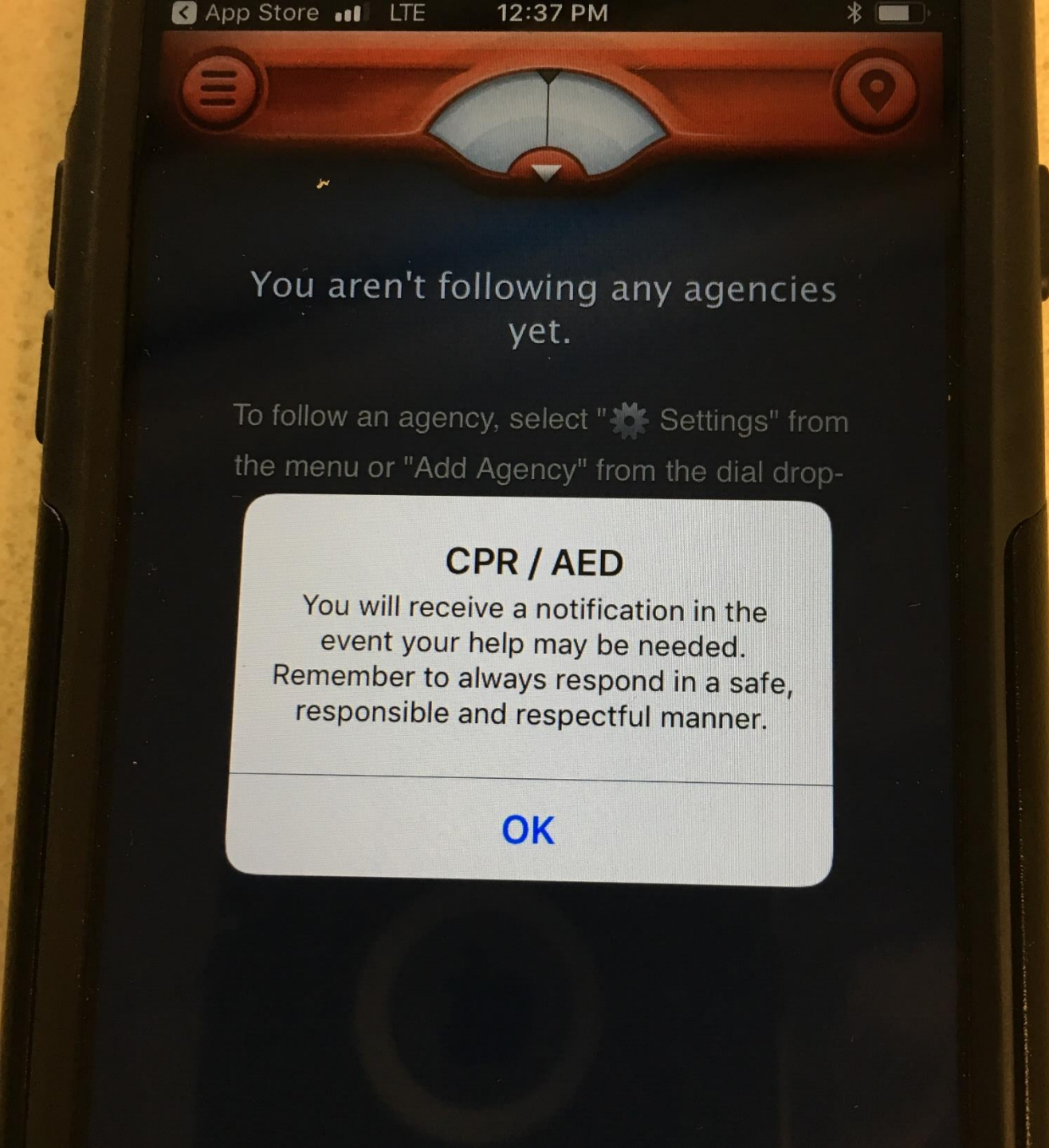
No

Yes

**The next prompt asks if you are CPR Trained.**

This is referencing if you have taken a class and received a CPR Card. If you have not, please click no. It's simply a record-keeping item, and will not preclude you from receiving CPR alerts.

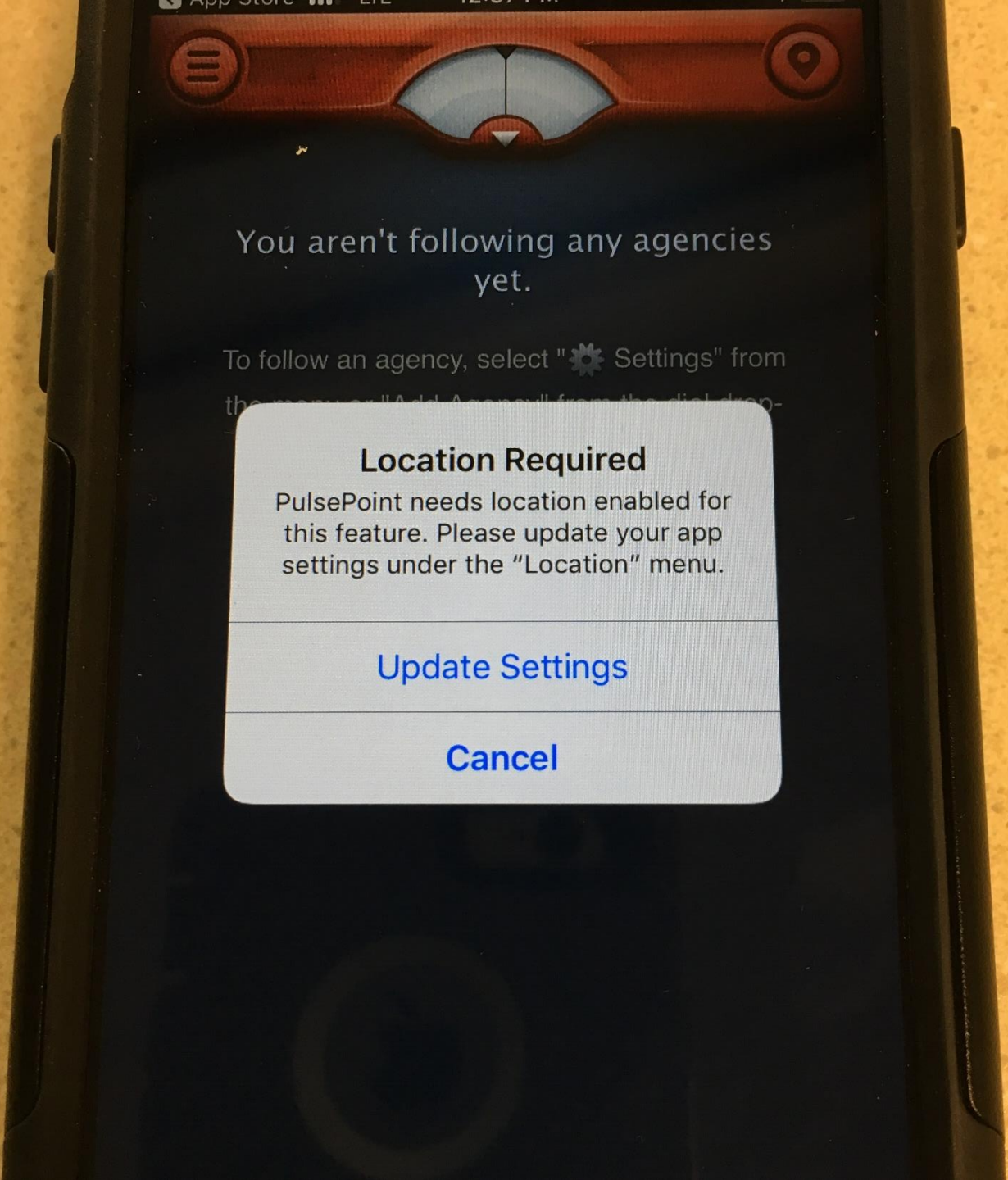
Remember... bad CPR is better than no CPR at all!



**A reminder that you  
must always respond  
safely to a scene if  
you are dispatched.**

Receiving an alert does not exclude you  
from traffic laws.





You aren't following any agencies yet.

To follow an agency, select "⚙ Settings" from the menu or "Add Agency" from the list drop-down menu.

### Location Required

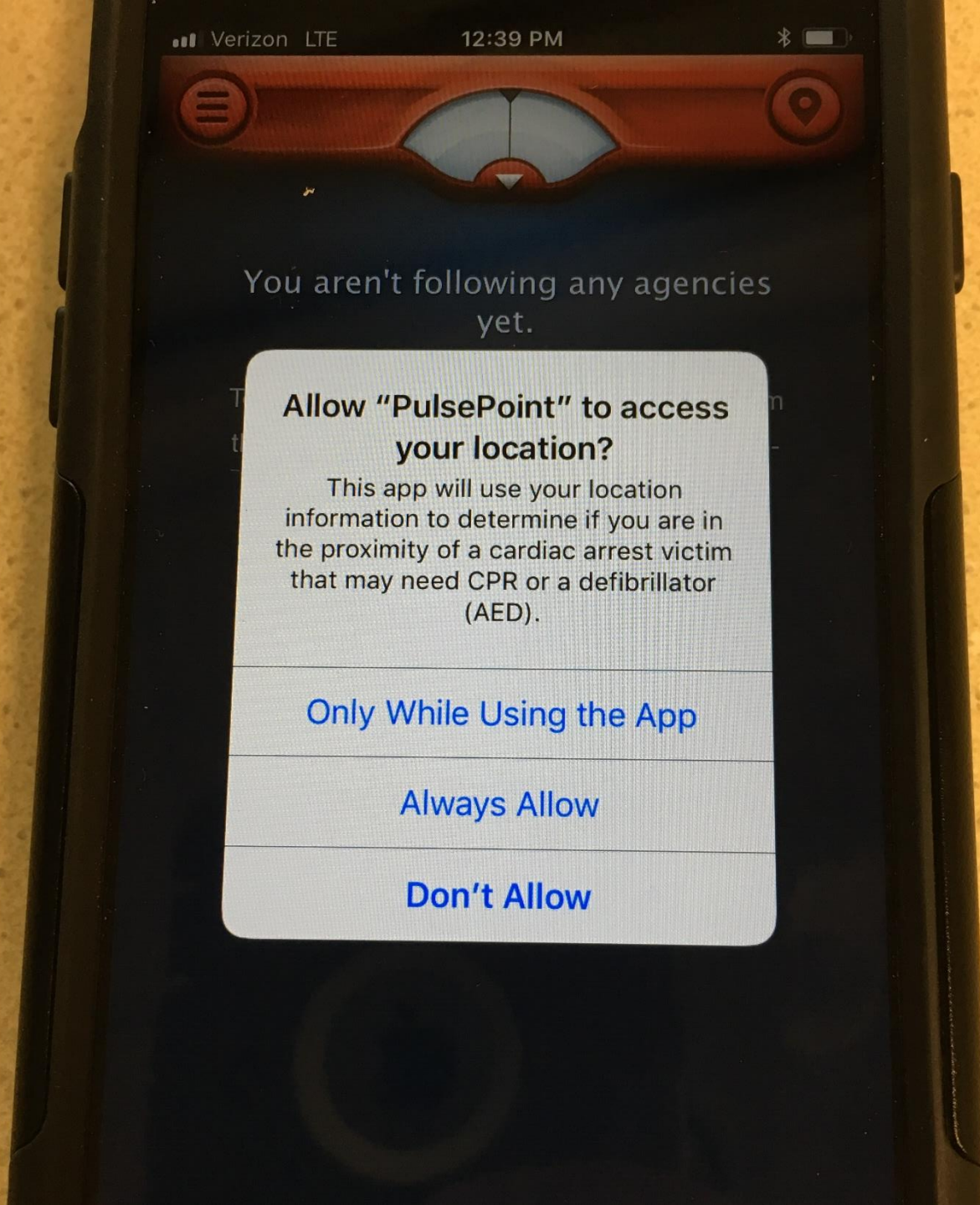
PulsePoint needs location enabled for this feature. Please update your app settings under the "Location" menu.

[Update Settings](#)

[Cancel](#)

**Make sure your  
location services  
are turned on.**

It's how the app recognizes if you are in the vicinity of a cardiac arrest.

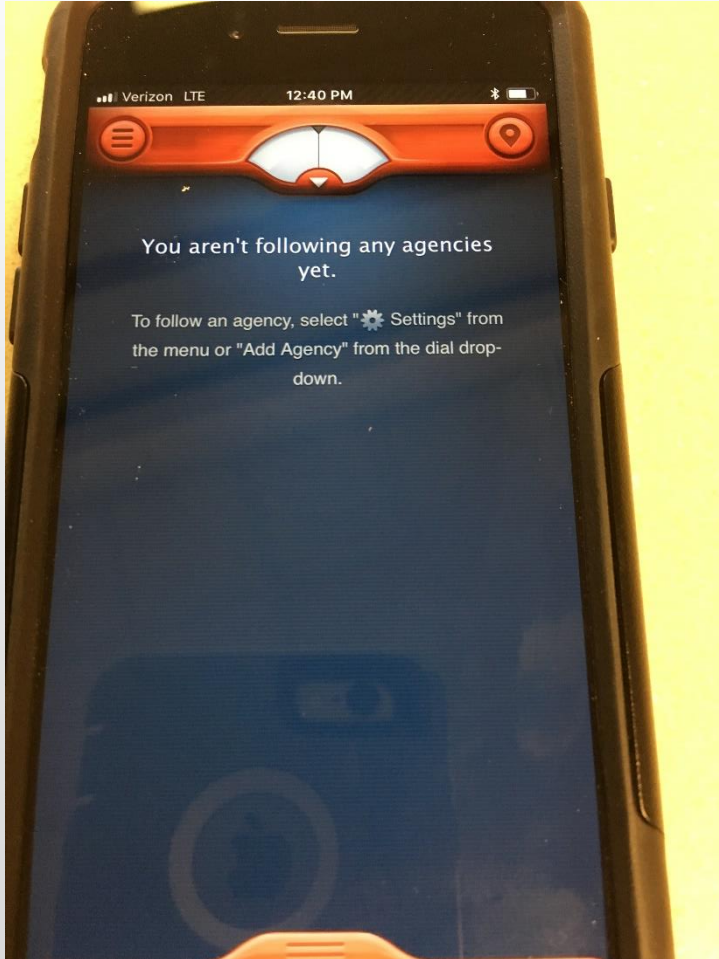


**Click “Always Allow.”**

This way your location services will continue to run in the background, even if your app is closed. Otherwise you will need your app open continuously to receive an alert.




# Next Step is to Follow our Agency



- Click the menu icon in the upper left corner (it looks like a hamburger).
- This will display a drop down menu.

PulsePoint


 Home

 Agencies

 Settings

 PulsePoint AED

Information

 CPR How-to

 AED How-to

 Unit Status Legend

Heroes

 Key Sponsors

Click on  
“Agencies”





## AGENCIES



Benton

RESULTS

(3)



**Benton/Franklin Co [WA United St...**

Serving Benton City, Connell, Kahlottus, Kennewick, Me...



**Benton City [WA United States]**

Served By Benton and Franklin County



**Benton County [AR United States]**

Served By Rogers Fire Department

PulsePoint is not available in all areas. The service is only offered where adopted by the local public safety agency.

"Benton"

q w e r t y u i o p

a s d f g h j k l

**Type "Benton" in  
the search bar.**

Then click on Benton/Franklin Co.




Verizon LTE

12:40 PM



SECOMM

Follow



## Benton and Franklin County



SERVING BENTON CITY, CONNELL, KAHLOTUS, KENNEWICK, MESA, PASCO, PROSSER, RICHLAND, WEST RICHLAND

The EMS system in Benton and Franklin Counties is comprised of multiple agencies that provides a diverse set of advanced, intermediate and basic emergency medical services in order to meet the needs of our community. The 911 center SECOMM provides outstanding dispatching services for both Benton and Franklin Counties.



LOURDES  
HEALTH

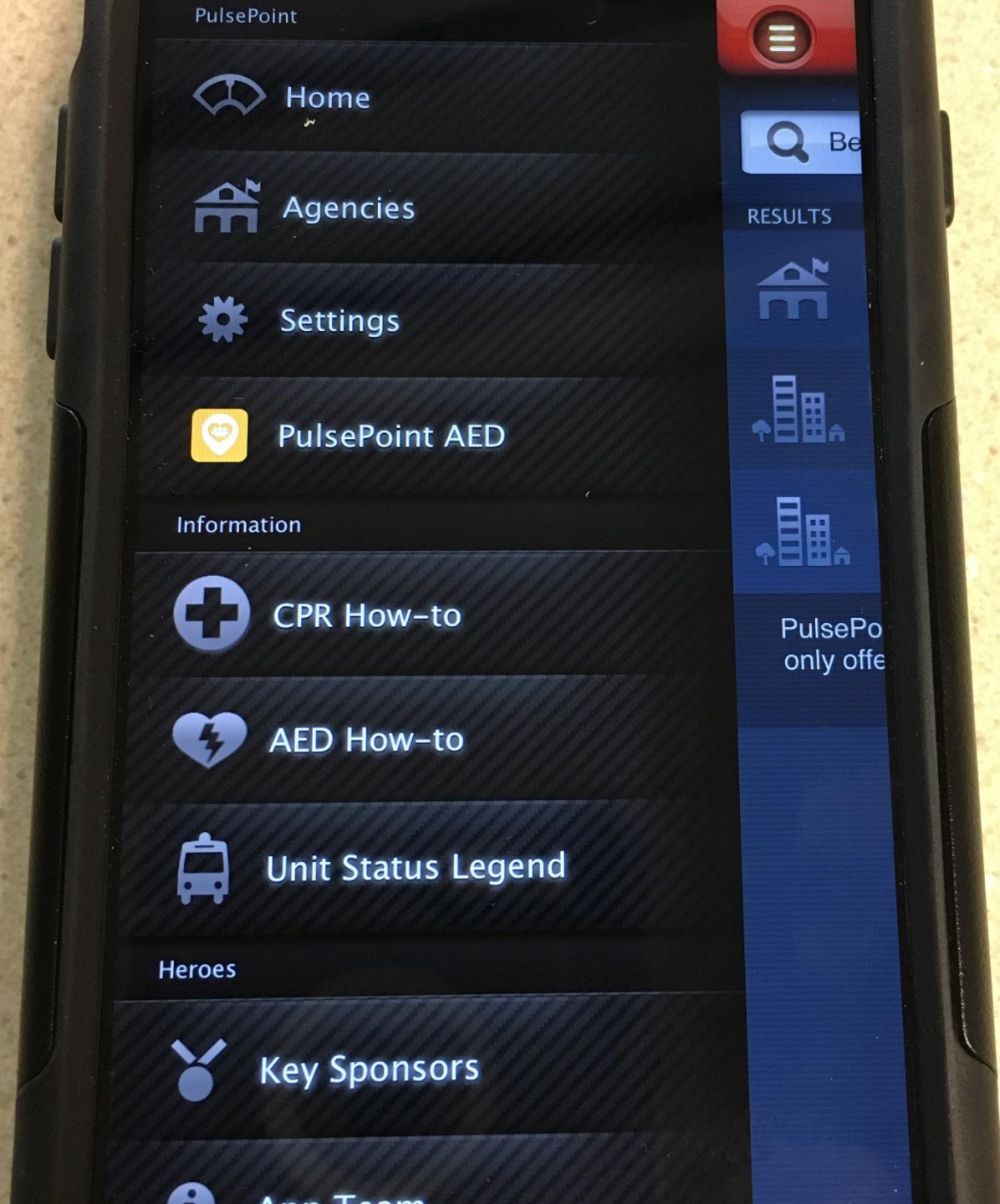
KADLEC



Tap the yellow  
“Follow” icon in the  
upper right corner.

Then hit the back arrow in the upper left  
corner.



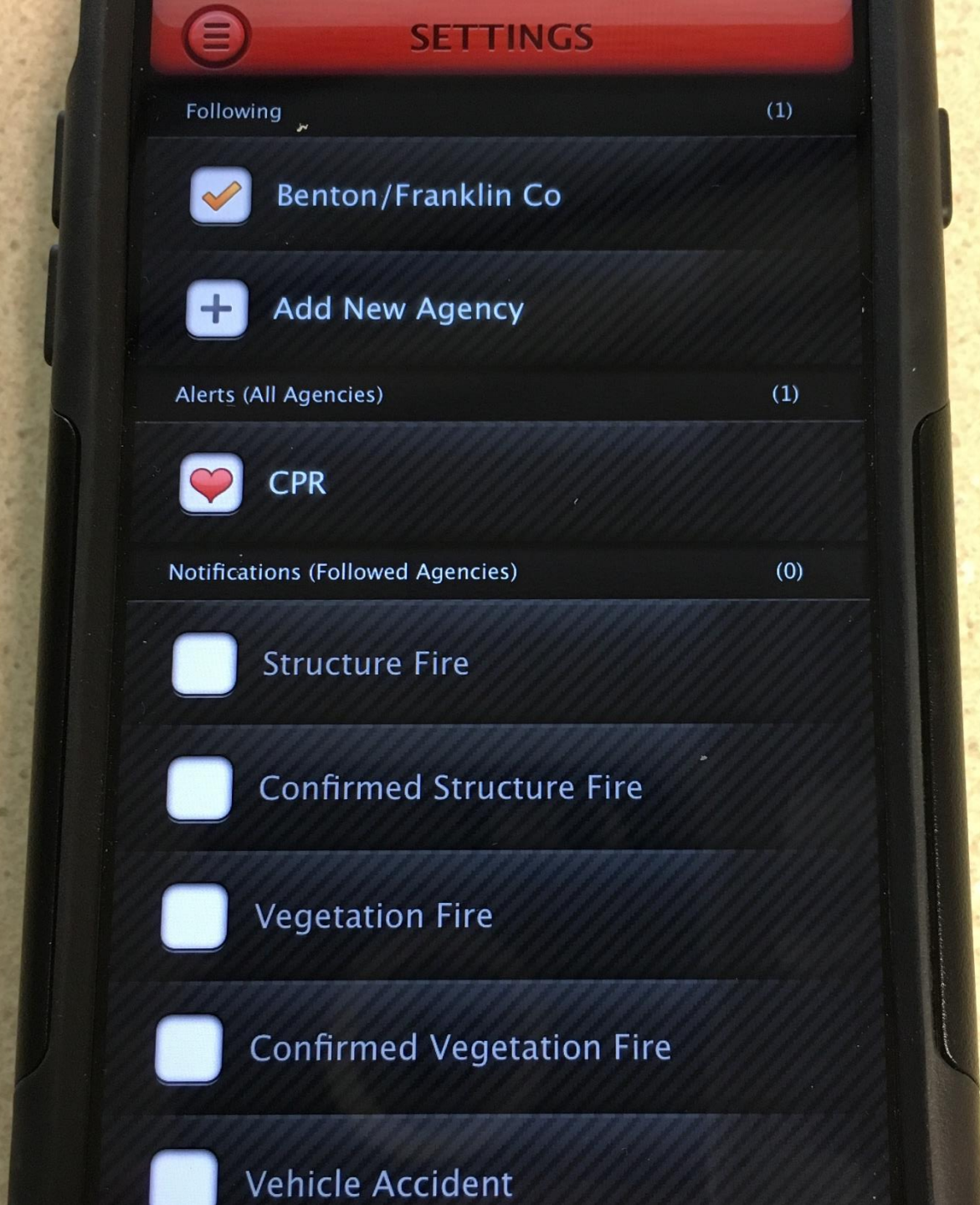


**Back to the main  
menu now...  
Please tap on  
“Settings” again.**

Tapping “Home” will allow you to follow all calls dispatched for all agencies.

Tapping “CPR How-to” will give you instructions on performing CPR, and provide a metronome for you to follow.





**If you had tapped on  
“Settings” you should  
see this display.**

Make sure that the box next to “CPR” is checked with a heart. This will provide the alert for any CPR-needed event.

You can also choose to receive alerts for other calls. We do not recommend this, as your phone will create noise often. We advise you just “follow” the calls under the “Home” screen.



# Questions?

- Please e-mail questions to Captain Adam Hardgrove, Richland Fire & Emergency Services.

*Adam Hardgrove*

Captain/Paramedic

[ahardgrove@ci.richland.wa.us](mailto:ahardgrove@ci.richland.wa.us)

(509) 942-7573 – Office

(509) 578-9402 – Cell

(509) 942-7575 – Fax

